



2023-2027 CAPITAL PROGRAM



Mayor Paul TenHaken

CITY OF SIOUX FALLS

224 West Ninth Street • P.O. Box 7402 • Sioux Falls, SD • 57117-7402 • www.siouxfalls.org
605-367-8800 • 605-367-8490 FAX • 605-367-7039 TTY/Hearing Impaired

Subject: Proposed Capital Improvement Program 2023–2027

Dear City Council:

Today, I am pleased to submit to you the proposed five-year Capital Program for 2023–2027. During a special meeting on July 21, I will present an overview of this program along with the proposed Fiscal Year 2023 Budget. Knowing the extensive time and energy that goes into this process, I want to thank you in advance for your partnership in working with my administration to make strategic, impactful investments to continue to move our city forward during a time of record growth.

This Capital Program takes a focused approach in establishing budget priorities, while strategically managing growth in a fiscally responsible manner. As a result of our past financial stewardship, Sioux Falls was able to use our existing financial strength and leverage federal funds to make strategic one time investments for the long-term benefit of the community. Many of these investments also leveraged significant private sector investments that will help diversify the local economy and improve the quality of life for our residents. Construction of a cyber-security lab, expansion of the downtown river greenway, a new refrigerated skate ribbon and inclusive playground at Jacobson Plaza, and development of a public safety training campus are just a few of the investments we have committed to in the past year that will transform our community and provide benefits to residents for years to come.

Considering today's economic climate, it is even more imperative that we make budgetary decisions in a purposeful way. Recent inflationary pressures are impacting residents and businesses throughout our community, and the City is not immune to these impacts. To sustain our commitment to maintaining and improving our existing road infrastructure, given current cost escalation for construction projects, it is necessary to strategically prioritize capital investments. As a result, construction of certain new and expanded City facilities has been moved back a year in order to mitigate the impact of cost escalation, allowing time for construction prices to stabilize, and keeping the City focused on maintaining and improving our existing capital infrastructure that has a direct impact on our residents.

Sioux Falls has a long history of being fiscally responsible. While we recognize the rapid economic growth the City is currently experiencing, we are also cognizant that there is a certain degree of economic volatility, and we remain focused on maintaining a fiscally conservative outlook to hedge against the potential for an economic slowdown. While remaining conservative, we have increased our expectations for sales tax revenue growth in 2022 based on current trends. As we look ahead, we maintain more conservative revenue expectations in 2023 and beyond to ensure revenues are prioritized and aligned with critical foundational investments.

A top budget priority is continuing our investments in roadway projects to meet the needs of our growing population while maintaining our existing corridors. Compared to the previous five-year Capital Program, the largest increase in expenditures from the Sales/Use Tax Fund is focused on maintaining, improving, and expanding the City's street system. Funding dedicated to highways and streets is proposed to increase by nearly \$50 million over the next five years, a 20 percent increase over the prior Capital Program.

Sioux Falls' pavement condition rating of 70 is above the national average. With continued investments in street rehabilitation and preservation, our rating is projected to remain at that high level. Projected street rehabilitation for 2023 includes 173 blocks of mill and overlay, 25 blocks of neighborhood street/water main replacement, 490 blocks of slurry seal, and 26 blocks of concrete rehabilitation.

A signature project next year will be replacing the Sixth Street Bridge—which we will propose calling “Unity Bridge” to pay tribute to leaders who exhibit the community spirit that makes Sioux Falls a welcoming home to all—and adding streetscaping from the Big Sioux River to Weber Avenue. Important arterial street connections to the new South Veterans Parkway will be constructed starting on Western, Minnesota, and Cliff Avenues. Arterial connection projects will continue as South Veterans Parkway is completed. Benson Road from Lewis Avenue to Bahnson Avenue will be upgraded in coordination with the South Dakota Department of Transportation interchange project. In south Sioux Falls, we are planning capacity improvements for Cliff Avenue south of 85th Street in anticipation of the new Harrisburg Freshman Academy. Construction of Sixth Street from Highline Avenue to Veterans Parkway will complete a missing link and improve travel on Sioux Falls’ east side.

Along with investments in the City’s street network, the 2023–2027 Capital Program prioritizes investments in the City’s vital utility infrastructure, including ongoing expansion of the Regional Water Reclamation Plant and the network of pipes and lift stations supporting the wastewater collection system. This investment will support future growth of Sioux Falls by providing capacity for commercial and housing development in Sioux Falls.

While a majority of the Capital Program is committed to maintaining and expanding basic infrastructure, this Capital Program also commits to projects that enhance quality of life for residents in Sioux Falls. Significant quality of life investments include expansion of our recreational trail system by extending the trail from Lien Park to Bahnson Avenue in east Sioux Falls. Through an exciting public-private partnership with the Sioux Falls Skatepark Association, we will also be constructing a state-of-the-art skate park at Nelson Park in 2023.

In keeping with our tradition of being fiscally responsible, the City has taken a very measured approach to borrowing, maintaining one of the lowest debt-per-capita ratios compared to peer cities. Same as last year’s program, this Capital Program anticipates the issuance of a quality of life bond in 2023/2024 to fund major investments and upgrades to the City’s aging aquatics facilities. The City will be launching a community engagement initiative this year to begin planning for these investments, with design of identified improvements occurring in 2023. Funds have been set aside in the Capital Program to support the design of these projects, with debt service included in 2024 and beyond after issuance of a quality of life bond.


Finally, the next five-year Capital Program continues to focus on investing in the public safety and health of our residents and community. Facility needs continue to be a priority for both Sioux Falls Fire Rescue and Sioux Falls Police. Funding is set aside in 2026 for the construction of Fire Station 13, which is anticipated to be located in east Sioux Falls. Design has also been included in 2027 for the rebuild of Fire Station 6, which is located in a key area of the city at 41st Street and Marion Road. Sioux Falls Police has planned funding to acquire the southwest report-to-work station in 2025 and to construct a new southeast report-to-work station in 2027. Both investments will relieve growth pressures for the downtown Law Enforcement Center.

I look forward to our discussions in the weeks ahead about the funding priorities for our city. Together, we have the opportunity to continue our strong fiscal stewardship by prioritizing essential City services and making strategic investments that position Sioux Falls for an even stronger future.

Best regards,

A handwritten signature in black ink, appearing to read "Paul TenHaken". The signature is stylized and fluid, with a large initial "P" and "T".

Paul TenHaken
Mayor



2023–2027 CAPITAL PROGRAM

The 2023–2027 capital program maintains our existing infrastructure while making strategic investments in the future. The top priority is the replacement, rehabilitation and expansion of the street and utility infrastructure. Quality of life investments are also planned for our park system and entertainment venues. The program prioritizes the City’s plan to invest \$930.7 million over the next five years in the City’s infrastructure, facilities, equipment, and other capital improvements. The program is a blueprint for general planning purposes. Presented with a financing strategy, the program details the sources and uses for each

project. It is important to understand that only the first year of the program is incorporated into the 2023 budget.

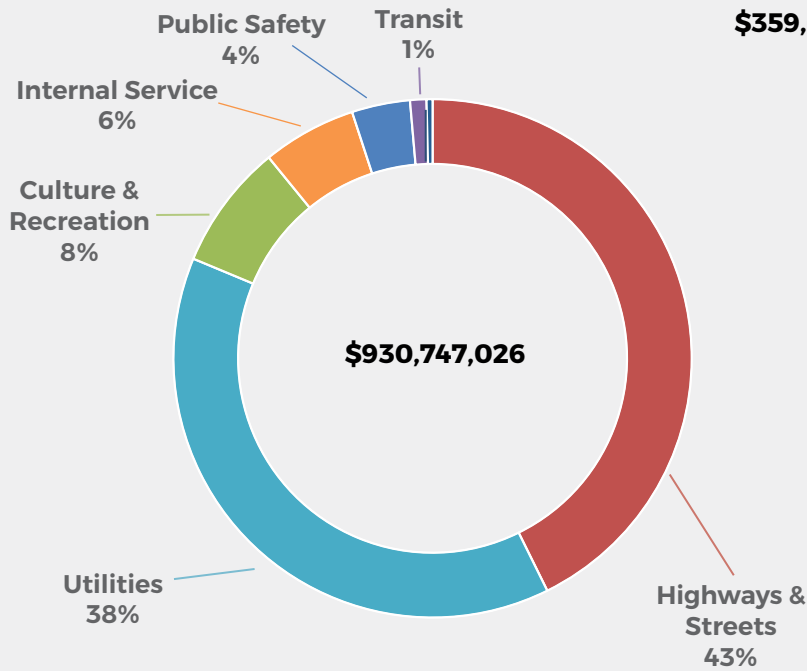
The program consists of two portions; the capital improvements program (CIP) and the other capital expenditures program (OCEP). The CIP consists primarily of land acquisition, infrastructure improvements such as streets and utilities, acquisition or construction of buildings, and other improvements to facilities or property such as parks. The OCEP is comprised of vehicles and capital equipment.

Visit www.siouxfalls.org/finance for more information



CAPITAL PROGRAM INVESTMENT (USES)

The information below summarizes the 2023-2027 capital program by department.



\$359,080,500 UTILITIES (ENTERPRISE FUNDS)

\$232.0 million, Water Reclamation
 \$96.9 million, Water
 \$20.2 million, Sanitary Landfill
 \$10.0 million, Power & Distribution

\$54,580,900 INTERNAL SERVICE FUNDS

\$33.3 million, Revolving Fleet
 \$7.0 million, Revolving Technology
 \$14.3 million, Centralized Facilities

\$72,887,900 CULTURE & RECREATION

\$46.1 million, Parks and Recreation
 \$12.4 million, Event Complex
 \$4.7 million, Library
 \$7.2 million, Washington Pavilion
 \$2.2 million, Orpheum
 \$0.3 million, SF Stadium

\$397,505,741 HIGHWAYS & STREETS

\$346.0 million, Highways & Streets
 \$51.5 million, Storm Drainage

\$33,828,300 PUBLIC SAFETY

\$20.3 million, Fire
 \$13.5 million, Police

\$9,473,500 TRANSIT

\$3,390,185 OTHER

\$0.9 million, Communications
 \$0.3 million, General Facilities
 \$0.7 million, Public Parking
 \$0.6 million, Public Health
 \$0.9 million, Planning & Development Services

\$930,747,026 TOTAL 2023-2027 CAPITAL PROGRAM

FUNDING STRATEGY (SOURCES)

The following is a brief explanation of the various sources that fund the City's capital program.

\$388,753,126 SALES/USE TAX—2ND PENNY

- Funding generated from the City's second penny sales and use tax, assessments or cost recoveries directly related to projects funded with sales tax, and interest earned on monies held in trust.

Revenue assumptions as follows:

- 2022 = 8.0 percent growth
- 2023-2024 = 4.0 percent growth
- 2025-2027 = 5.0 percent growth

\$155,312,500 USER FEES

Charges for services within the enterprise (utility) funds.

\$199,006,000 STATE LOANS

The use of \$199 million in low interest state revolving fund (SRF) notes issued by the South Dakota Conservancy District as follows:

- \$182.9 million—Water Reclamation
- \$12.5 million—Water
- \$3.6 million—Storm Drainage

\$54,580,900 INTERNAL SERVICE FEES

Charges for services within the internal service funds.

- \$33.3 million—Fleet Revolving
- \$7.0 million—Revolving Technology
- \$14.3 million—Facilities Management

\$47,904,000 STORM DRAINAGE FEES

Fees collected for capital construction and improvements to the storm drainage system.

\$22,054,000 ENTERTAINMENT TAX

Funding generated from the City's third penny entertainment tax levied by the City, which currently funds the Event Center, Arena, Convention Center, SF Stadium, Washington Pavilion and Orpheum Theater.

\$63,136,500 OTHER

\$21.7 million, Platting Fees

Fees charged to developers in support of the arterial street and utility expansion program. Fees for both water and streets were based on an average number of acres platted over the last 9 years multiplied by the per acre cost by land use determined by the Nexus Study performed in 2016.

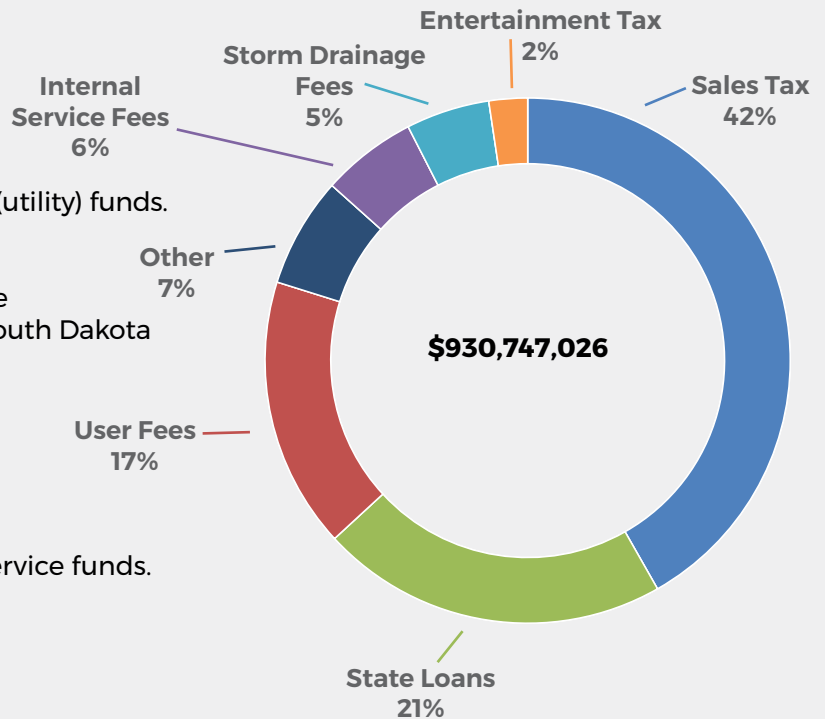
\$9.5 million, Transit Funds

Monies from federal and local sources.

\$32.0 million, Other Financing

Donations from outside sources for specific projects.

- \$24.4 million from the school district, state grants, state and developer contributions for Highways & Streets improvements.
- \$3.9 million from Contributions for Water Reclamation Improvements.
- \$0.3 million from Minnehaha County for library materials and bookmobile.
- \$2.6 million from various donors for Park Improvements.
- \$0.6 million from State & Federal Funds for Rose/Lotta Land purchases.
- \$0.2 million grant for Fire Equipment.



\$930,747,026 TOTAL 2023-2027 CAPITAL PROGRAM

This page intentionally left blank.

2023 PROJECTS SUMMARY P. 1-3

STORM DRAINAGE P. 88-97

SALES/USE TAX P. 4-76

- Highways and Streets
- Parks and Recreation
- Fire
- Police
- General Facilities
- Communications
- Health
- Library
- Planning and Development Services

ENTERPRISE FUNDS P. 98-141

- Power and Distribution
- Public Parking
- Sanitary Landfill
- Water
- Water Reclamation

ENTERTAINMENT TAX P. 78-85

- Events Complex
- Sioux Falls Stadium
- Washington Pavilion
- Orpheum Theater

INTERNAL SERVICE FUNDS P. 142-151

- Centralized Facilities
- Fleet Revolving
- Revolving Technology

TRANSIT P. 86-87

APPENDIX

- Capital Plan Summary
- Sales Tax Fund Capital Fund Summary
- Major Sales Tax Plan Changes from Previous Plan Year
- Sales & Use Tax Analysis Capital Plan Summary
- 2023-2027 Detail by Fund Worksheets

NOTES TO THE CAPITAL PROGRAM

Capital Definition:

Capital assets or improvements generally add life or add value of \$7,500 or more, are tangible in nature, and have an estimated life of greater than one year. Projects or equipment initially identified as capital, which do not meet this definition upon final construction or purchase, will be appropriately expensed. Likewise, projects or equipment initially identified as operating expenditures, which meet the capital definition, will be correctly reported as capital.

Operating Costs:

In addition to the cost of each project, the description contains an estimated impact on the annual operating budget. Major operating impacts of certain projects such as the construction of fire stations, libraries, or major park improvements have been incorporated into the City's operating forecasts.

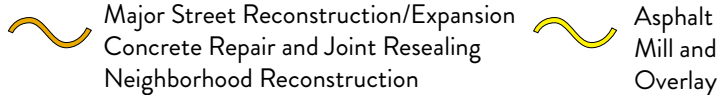


2023 CAPITAL PROGRAM PROJECTS



Projects subject to change due to available funding

Highways and Streets



- 6th Street and Big Sioux River Bridge Downtown
- [Downtown Street and Utility Reconstruction](#)
- North Drive Bridge over Railroad Tracks
- North Drive Bridge over Big Sioux River Spillway
- 6th Street: Railroad Crossings Improvements
- 6th Street from Foss Avenue to Veterans Parkway
- 33rd Street & Veterans Parkway: Traffic Signal
- 41st Street and Linedrive Avenue Traffic Signal
- 49th Street Extension from West to Grange Avenue
- 57th Street and Graystone Avenue Traffic Signal
- 57th Street Extension: Veterans Avenue to Six Mile Road
- Marion Road: CO 130 to Opportunity Avenue
- [Minnesota Avenue: 2nd Street to 9th Street](#)
- Tallgrass Avenue: 74th Street to 85th Street
- Cliff Avenue from 500 feet north of 85th Street to ¼ m south of 85th Street

State Projects

- Benson Road and I-229 Interchange and Benson Road from Lewis Avenue to Bahnson Avenue
- [South Veterans Parkway](#): Western Avenue to Cliff Avenue including arterials below:
 - Minnesota Avenue: West Anchor Land to 1,000 feet south of Veterans Parkway
 - Western Avenue: 95th Street to Highway 106
 - Cliff Avenue: 77th Street to 1,000 feet south

Storm Drainage Projects

- Basin 115 Drainage Improvements
- [Regional BMP 401-2](#)
- Southwest Sioux Falls Drainage Improvements Ph. 4
- Basin 112 (Tomar Channel) Drainage Improvements
- Sump Pump Collection System

Power and Distribution

- [Circuit Improvements: Elm Street Transformer](#)

Water Projects

- Transmission Improvements—Southeastern Avenue to Bahnson Avenue & 41st Street to 49th Street
- Water Purification Building Improvements
- [Well 25 Construction](#)
- West Reservoir Improvements Near Covell Lake
- East Reservoir Improvements, Plant to Big Sioux River next to
- Cliff Neighborhood Water Main Installation: Southeastern Avenue to Bahnson Avenue & 41st Street to 49th Street

Water Reclamation Projects

- [Basin 15 Sanitary Sewer Extension phase to 12th](#)
- Lift Station Improvements
- Falls Park—Aerial Crossing Rehab/Painting
- [Water Reclamation Facility Expansion](#)
- Sherman Avenue: Walnut Street to Bennett Street
- South Side Interceptor Replacement
- Sanitary Sewer—Other Mains

Parks and Recreation Projects

- Elmwood Golf Course Clubhouse
- [Pool Replacement Design](#)
 - McKennan Park
 - Frank Olson Park
 - Keuhn Park
- Great Plains Zoo Improvements
- [Community Park Improvements, Nelson Skate Park Improvements](#)
- Kuehn Park Improvements
- [Big Sioux River Greenway Trail Corridor, I-229 to Bahnson](#)

Other City Facilities

- Orpheum Building Improvements, Events Center Improvements
- Fleet: Underground Storage Tanks (Chambers & Water Rec)
- Landfill: Leachate Recir/Gas System Infrastructure
- [Landfill: Building & Site Improvements Scale House](#)
- Landfill: Storm Water Management Improvement
- Landfill: Closure Phase 1

Entertainment Venues

- Convention Center Improvements
- Events Center Improvements
- Sioux Falls Stadium Improvements
- Washington Pavilion Improvements
- Orpheum Building Improvements

This page intentionally left blank.

HIGHWAYS AND STREETS

2023	\$ 67.6M
2024	\$ 65.9M
2025	\$ 68.5M
2026	\$ 68.9M
2027	\$ 75.1M

\$346.0M

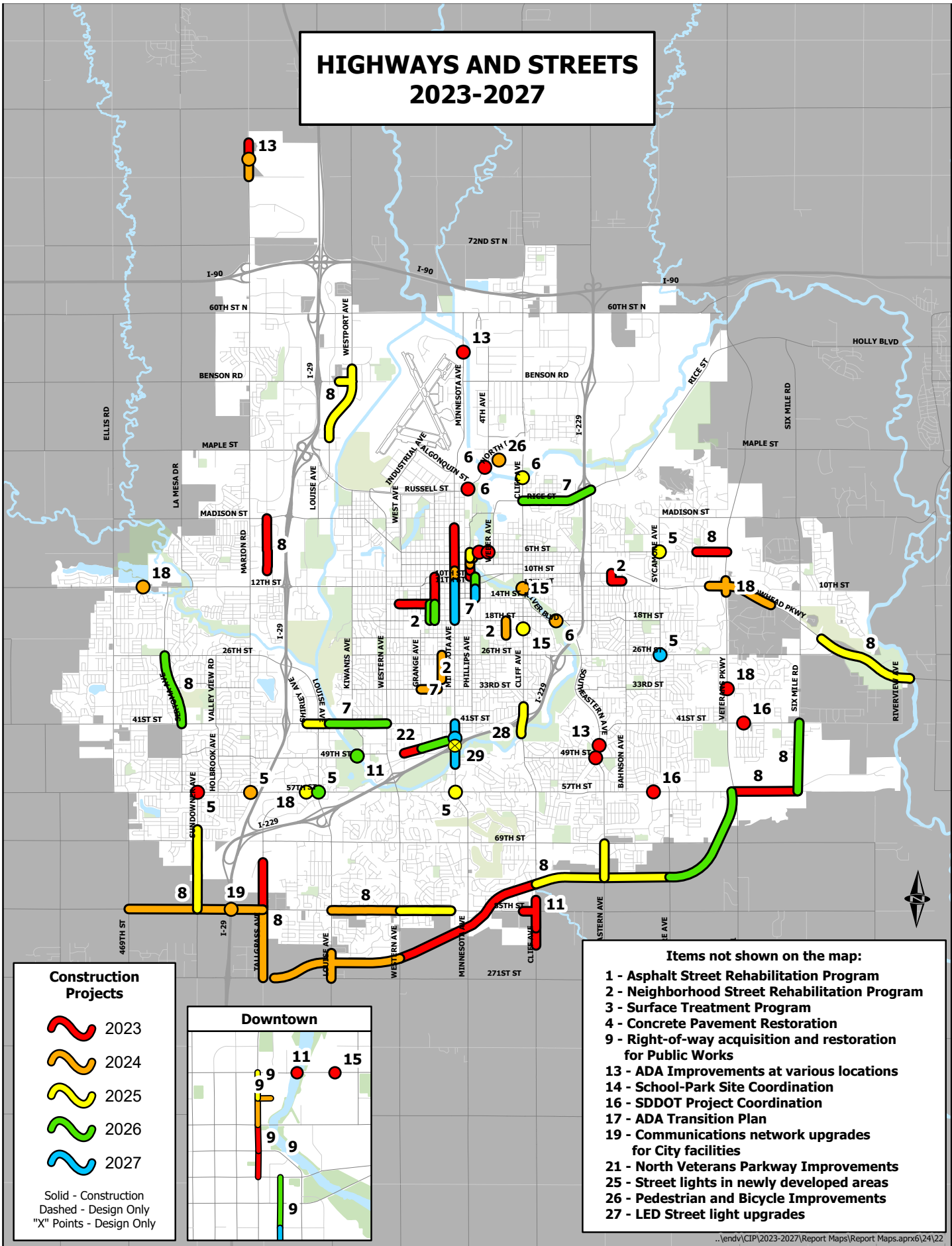
SALES/USE TAX FUND 253

Capital Program Sources		2023	2024	2025	2026	2027
	2nd Penny Sales Tax	54,278,159	57,521,845	60,169,656	62,476,569	70,660,512
	State Contributions	9,000,000	5,000,000	5,000,000	3,000,000	1,000,000
	State Grants	25,000	25,000	25,000	25,000	25,000
	School District	150,000	150,000	-	-	-
	Other Contributions	1,000,000	-	-	-	-
	Platting Fees	3,120,000	3,210,000	3,300,000	3,390,000	3,450,000
	Total Capital Sources	\$ 67,573,159	\$ 65,906,845	\$ 68,494,656	\$ 68,891,569	\$ 75,135,512
Pg.	Capital Improvement Projects					
7	Asphalt Street Rehabilitation Program	7,275,000	7,493,250	7,792,980	8,182,629	8,673,587
8	Neighborhood Street Rehabilitation Program	2,870,000	2,956,100	3,074,344	3,228,061	3,421,745
9	Surface Treatment Program	2,000,000	2,060,000	2,142,400	2,249,520	2,384,491
10	Concrete Pavement Restoration	4,575,000	4,712,250	4,900,740	5,145,777	5,454,524
11	Arterial Intersection Improvements	1,000,000	1,115,000	1,730,000	2,730,000	3,360,000
12	Bridge and Retaining Wall Rehabilitation	1,475,000	1,575,000	1,600,000	1,600,000	1,725,000
13	Major Street Reconstruction	7,980,696	8,692,404	12,316,846	12,895,582	15,125,000
14	Arterial Street Improvements	19,253,463	10,618,841	13,888,346	14,890,000	17,742,165
15	Right of Way Acquisition and Restoration	2,000,000	2,000,000	2,000,000	2,000,000	2,000,000
16	South Veterans Parkway Improvements	2,000,000	2,000,000	2,000,000	2,000,000	-
17	Bridge Reconstruction Program	400,000	3,325,000	5,800,000	3,250,000	1,500,000
18	Downtown Area-Street & Utility Improvements	1,500,000	1,725,000	1,955,000	1,955,000	2,155,000
19	ADA Improvements	1,200,000	1,650,000	2,200,000	2,200,000	-
20	School District/Park Site Coordination	5,215,000	1,365,000	215,000	215,000	225,000
21	Railroad Crossing Improvements	80,000	80,000	80,000	95,000	95,000
22	SDDOT Project Coordination	140,000	195,000	195,000	195,000	195,000
23	ADA Transition Plan	600,000	600,000	600,000	600,000	600,000
24	Traffic Signal Improvements	234,000	280,000	280,000	380,000	430,000
25	Communications Network Upgrade	225,000	250,000	250,000	400,000	450,000
26	Benson Rd and I229 Area Improvements	50,000	-	-	-	-
27	North Veterans Parkway Improvements	1,100,000	100,000	100,000	100,000	100,000
28	49th Street Extension	1,000,000	100,000	500,000	1,200,000	2,200,000
29	Arrowhead Parkway Improvements	2,000,000	5,150,000	2,000,000	-	-
30	85th St & I29 Improvements	-	100,000	-	-	-
31	Street Lights in Newly Developed Areas	370,000	470,000	470,000	500,000	530,000
32	Pedestrian and Bicycle Improvements	375,000	325,000	325,000	325,000	350,000
33	LED Street Light Upgrade Program	565,000	675,000	675,000	775,000	825,000
34	Cliff Avenue and I229 Area Improvements	100,000	100,000	100,000	-	-
35	Minnesota Ave & I229 Area Improvements	100,000	-	100,000	-	100,000
36	Salt Storage Facility	-	1,960,000	-	-	-

HIGHWAYS AND STREETS (CONT.)

Capital Program		2023	2024	2025	2026	2027
37	Equipment Storage	-	-	-	380,000	3,845,000
38	Pole Replacement Program	200,000	200,000	200,000	250,000	300,000
Other Public Works Projects						
92	Drainage Improvement in Existing Areas	250,000	275,000	300,000	325,000	350,000
101	Light and Power Campus Enhancements	250,000	3,000,000	-	-	-
120	City Wide Water Main Replacement	400,000	435,000	460,000	485,000	485,000
Total Capital Improvement Projects		\$ 66,783,159	\$ 65,582,845	\$ 68,250,656	\$ 68,551,569	\$ 74,621,512
Capital Equipment (R=Replace, N=New)						
	R Air Compressor	-	-	25,000	-	-
	N Arrow Message Boards (3)	-	10,000	-	-	20,000
	N Asphalt Hauler	-	50,000	-	-	-
	N Asphalt Roller	-	100,000	-	-	-
	R Electronic Display Signs	125,000	-	-	-	-
	R GPS Data Collector	-	30,000	-	-	-
	N Heavy Equipment Attachments	-	25,000	25,000	-	-
	N Asphalt Milling Equipment	500,000	-	-	-	-
	R Retroreflector	-	15,000	-	-	-
	N Skidsteer (2)	-	-	100,000	-	100,000
	N Skidsteer Attachments	30,000	-	-	-	-
	R Snow Feeder	-	-	-	-	300,000
	N Snow Gates	40,000	-	24,000	-	24,000
	N Sweeper	-	-	-	250,000	-
	N Traffic Control Equipment	80,000	70,000	70,000	70,000	70,000
N/R	Trailer (3)	15,000	24,000	-	20,000	-
Total Capital Equipment Program		\$ 790,000	\$ 324,000	\$ 244,000	\$ 340,000	\$ 514,000
Total Capital Program		\$ 67,573,159	\$ 65,906,845	\$ 68,494,656	\$ 68,891,569	\$ 75,135,512

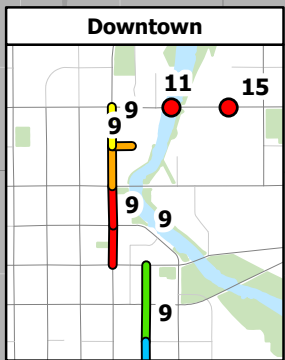
HIGHWAYS AND STREETS 2023-2027



Construction Projects

- 2023
- 2024
- 2025
- 2026
- 2027

Solid - Construction
Dashed - Design Only
"X" Points - Design Only



Items not shown on the map:

- 1 - Asphalt Street Rehabilitation Program
- 2 - Neighborhood Street Rehabilitation Program
- 3 - Surface Treatment Program
- 4 - Concrete Pavement Restoration
- 9 - Right-of-way acquisition and restoration for Public Works
- 13 - ADA Improvements at various locations
- 14 - School-Park Site Coordination
- 16 - SDDOT Project Coordination
- 17 - ADA Transition Plan
- 19 - Communications network upgrades for City facilities
- 21 - North Veterans Parkway Improvements
- 25 - Street lights in newly developed areas
- 26 - Pedestrian and Bicycle Improvements
- 27 - LED Street light upgrades

...lendl\CIP\2023-2027\Report Maps\Report Maps.aprx6\24\22

SIoux FALLS CAPITAL IMPROVEMENT PROGRAM 2023-2027

PROJECT TITLE:

ASPHALT STREET REHABILITATION PROGRAM

PROJECT NO:

11079

DEPARTMENT:

Highways/Streets

DEPARTMENT PROJECT PRIORITY:

1

TOTAL PROJECT COST:

\$ 39,517,446

DESCRIPTION:

Program includes spot concrete reconstruction, milling, asphalt purchase, overlay, and other preparations in advance of street overlays.

JUSTIFICATION:

Projects extend the life of the asphalt streets and improves ride quality. Streets are prioritized based on pavement condition index scores, utility needs, citizen input, adjacent redevelopment, and pedestrian needs.

FUNDING SOURCES	2023	2024	2025	2026	2027	TOTAL
Sales Tax	7,275,000	7,493,250	7,792,980	8,182,629	8,673,587	39,417,446
User Fees/Water	20,000	20,000	20,000	20,000	20,000	100,000
TOTAL	7,295,000	7,513,250	7,812,980	8,202,629	8,693,587	39,517,446

OPERATIONAL BUDGET IMPACT

No impact

SIoux FALLS CAPITAL IMPROVEMENT PROGRAM 2023-2027

PROJECT TITLE:

NEIGHBORHOOD STREET REHABILITATION PROGRAM

PROJECT NO:

11073

DEPARTMENT:

Highways/Streets

DEPARTMENT PROJECT PRIORITY:

2

TOTAL PROJECT COST:

\$ 18,520,250

DESCRIPTION:

Program includes reconstruction of neighborhood streets, sanitary sewer, water main, storm drainage, and street lighting at various locations.

JUSTIFICATION:

Projects replace existing streets and utilities at the end of their service life. Streets are prioritized based on pavement condition index scores, utility needs, citizen input, adjacent redevelopment, pedestrian needs and ride quality.

FUNDING SOURCES	2023	2024	2025	2026	2027	TOTAL
Sales Tax	2,870,000	2,956,100	3,074,344	3,228,061	3,421,745	15,550,250
User Fees/Water	300,000	300,000	300,000	300,000	300,000	1,500,000
User Fees/Sanitary Sewer	276,000	284,000	294,000	303,000	313,000	1,470,000
						0
TOTAL	3,446,000	3,540,100	3,668,344	3,831,061	4,034,745	18,520,250

OPERATIONAL BUDGET IMPACT

\$3,000 per lane mile

SIoux FALLS CAPITAL IMPROVEMENT PROGRAM 2023-2027

PROJECT TITLE:

SURFACE TREATMENT PROGRAM

PROJECT NO:

11074

DEPARTMENT:

Highways/Streets

DEPARTMENT PROJECT PRIORITY:

3

TOTAL PROJECT COST:

\$ 10,836,411

DESCRIPTION:

Program consists of surface treatment projects to rehabilitate and preserve asphalt streets. Projects include crack sealing, joint leveling, micro-surfacing, chip sealing and other preparations for surface treatment program.

JUSTIFICATION:

Surface treatment projects extend the life of our asphalt streets and improve ride quality. By keeping streets in good condition, surface treatment projects extend pavement life at a low cost compared to other rehabilitation options.

FUNDING SOURCES	2023	2024	2025	2026	2027	TOTAL
Sales Tax	2,000,000	2,060,000	2,142,400	2,249,520	2,384,491	10,836,411
						0
TOTAL	2,000,000	2,060,000	2,142,400	2,249,520	2,384,491	10,836,411

OPERATIONAL BUDGET IMPACT

No impact

SIoux FALLS CAPITAL IMPROVEMENT PROGRAM 2023-2027

PROJECT TITLE:

CONCRETE PAVEMENT RESTORATION

PROJECT NO:

11001

DEPARTMENT:

Highways/Streets

DEPARTMENT PROJECT PRIORITY:

4

TOTAL PROJECT COST:

\$ 25,238,291

DESCRIPTION:

Rehabilitation of concrete pavement including full and partial depth joint rehabilitation, panel replacement, corner breaks, blow-ups, joint resealing and other various rehabilitation work.

JUSTIFICATION:

Concrete joint and pavement repairs extend the life of our middle-aged concrete streets and improve ride quality. A majority of these projects are on high traffic collectors and arterial streets.

FUNDING SOURCES	2023	2024	2025	2026	2027	TOTAL
Sales Tax	4,575,000	4,712,250	4,900,740	5,145,777	5,454,524	24,788,291
User Fees/Water	40,000	40,000	40,000	40,000	40,000	200,000
User Fees/Sanitary Sewer	50,000	50,000	50,000	50,000	50,000	250,000
						0
TOTAL	4,665,000	4,802,250	4,990,740	5,235,777	5,544,524	25,238,291

OPERATIONAL BUDGET IMPACT

No impact

SIoux FALLS CAPITAL IMPROVEMENT PROGRAM 2023-2027

PROJECT TITLE:

ARTERIAL INTERSECTION IMPROVEMENTS

PROJECT NO:

11012

DEPARTMENT:

Highways/Streets

DEPARTMENT PROJECT PRIORITY:

5

TOTAL PROJECT COST:

\$ 10,885,000

DESCRIPTION:

The addition of turn lanes and medians at arterial intersections; 57th Street and Sundowner Avenue (23); 57th Street and Marion Road (24); 57th Street and Minnesota Avenue (25); 57th Street and Louise Avenue (26); 26th Street and Sycamore Avenue (27); and other various intersections.

JUSTIFICATION:

Increased traffic volumes and accident statistics necessitate the addition of turn lanes to improve traffic flow and safety.

HIGHWAYS & STREETS

FUNDING SOURCES	2023	2024	2025	2026	2027	TOTAL
Sales Tax	1,000,000	1,115,000	1,730,000	2,730,000	3,360,000	9,935,000
User Fees/Water	25,000	100,000	200,000	250,000	250,000	825,000
User Fees/Sanitary Sewer	25,000	25,000	25,000	25,000	25,000	125,000
						0
TOTAL	1,050,000	1,240,000	1,955,000	3,005,000	3,635,000	10,885,000

OPERATIONAL BUDGET IMPACT

\$3,000 per lane mile

SIoux FALLS CAPITAL IMPROVEMENT PROGRAM 2023-2027

PROJECT TITLE:

BRIDGE AND RETAINING WALL REHABILITATION

PROJECT NO:

11014

DEPARTMENT:

Highways/Streets

DEPARTMENT PROJECT PRIORITY:

6

TOTAL PROJECT COST:

\$ 7,975,000

DESCRIPTION:

The rehabilitation of bridge decks, handrails, approach slabs, abutments and the repair and replacement of retaining walls. North Drive and BNSF Overpass and North Drive and Big Sioux River Bridge rehabilitation, construct (23). State grants are anticipated through the Bridge Improvement Grant (BIG) program.

JUSTIFICATION:

Projects preserve and extend the life of bridges and retaining walls. Annual bridge inspections identify the rehabilitation projects.

FUNDING SOURCES	2023	2024	2025	2026	2027	TOTAL
Sales Tax	475,000	575,000	600,000	600,000	725,000	2,975,000
State Grant	1,000,000	1,000,000	1,000,000	1,000,000	1,000,000	5,000,000
TOTAL	1,475,000	1,575,000	1,600,000	1,600,000	1,725,000	7,975,000

OPERATIONAL BUDGET IMPACT

No impact

SIoux FALLS CAPITAL IMPROVEMENT PROGRAM 2023-2027

PROJECT TITLE:

MAJOR STREET RECONSTRUCTION

PROJECT NO:

11003

DEPARTMENT:

Highways/Streets

DEPARTMENT PROJECT PRIORITY:

7

TOTAL PROJECT COST:

\$ 68,335,528

DESCRIPTION:

Reconstruction and widening of various arterial and major collector streets, phased construction: Minnesota Ave from 2nd St to 18th St; 33rd St from Grange Ave to Cliff Ave; 41st St from Shirley Ave to Minnesota Ave; Rice St from Cliff Ave to Cleveland Ave; Career Avenue, and other various streets.

JUSTIFICATION:

Projects replace existing streets and utilities at the end of their service life. Streets are prioritized based on pavement condition index scores, utility needs, citizen input, adjacent redevelopment, and pedestrian needs.

FUNDING SOURCES	2023	2024	2025	2026	2027	TOTAL
Sales Tax	7,980,696	8,692,404	12,316,846	12,895,582	15,125,000	57,010,528
User Fees/Water	3,000,000	3,300,000	750,000	750,000	750,000	8,550,000
User Fees/Sanitary Sewer	800,000	555,000	200,000	1,020,000	200,000	2,775,000
						0
TOTAL	11,780,696	12,547,404	13,266,846	14,665,582	16,075,000	68,335,528

OPERATIONAL BUDGET IMPACT

\$3,000 per lane mile

SIoux FALLS CAPITAL IMPROVEMENT PROGRAM 2023-2027

PROJECT TITLE:

ARTERIAL STREET IMPROVEMENTS

PROJECT NO:

11006

DEPARTMENT:

Highways/Streets

DEPARTMENT PROJECT PRIORITY:

8

TOTAL PROJECT COST:

\$ 90,760,815

DESCRIPTION:

Preliminary and final design and construction of arterial streets: Arterials associated with South Veterans Parkway Improvements; 57th St from Veterans Parkway to Six Mile Rd; 6th St from Sycamore Ave to Veterans Pkwy; 49th Street Extension; Marion Rd, 259th St to Co Hwy 130; Tallgrass Ave, 69th St to Hwy 106; 85th St from Tallgrass Ave to 469th Ave; Sundowner Ave; Marion Road; 57th St; Six Mile Rd; Benson Rd; Madison St; Minnesota Ave; and other various arterials.

JUSTIFICATION:

Infrastructure improvements associated with growth and development.

FUNDING SOURCES	2023	2024	2025	2026	2027	TOTAL
Sales Tax	12,133,463	7,408,841	10,588,346	11,500,000	14,292,165	55,922,815
User Fees/Water	1,000,000	1,300,000	750,000	750,000	1,000,000	4,800,000
User Fees/Sanitary Sewer	125,000	728,000	125,000	125,000	125,000	1,228,000
Platting Fees/Water	1,000,000	1,020,000	1,040,000	1,060,000	1,080,000	5,200,000
Platting Fees/Street	3,120,000	3,210,000	3,300,000	3,390,000	3,450,000	16,470,000
Drainage Fees	600,000	620,000	620,000	650,000	650,000	3,140,000
State Funds	4,000,000					4,000,000
TOTAL	21,978,463	14,286,841	16,423,346	17,475,000	20,597,165	90,760,815

OPERATIONAL BUDGET IMPACT

\$3,000 per lane mile

SIoux FALLS CAPITAL IMPROVEMENT PROGRAM 2023-2027

PROJECT TITLE:

RIGHT OF WAY ACQUISITION AND RESTORATION

PROJECT NO:

11009

DEPARTMENT:

Highways/Streets

DEPARTMENT PROJECT PRIORITY:

9

TOTAL PROJECT COST:

\$ 10,000,000

DESCRIPTION:

Right of way acquisition for Highways and Streets projects and landscaping restoration at various locations.

JUSTIFICATION:

This project is needed for acquisition of right of way for various upcoming street projects and restoration and rehabilitation of landscaping disturbed during construction activities.

HIGHWAYS & STREETS

FUNDING SOURCES	2023	2024	2025	2026	2027	TOTAL
Sales Tax	2,000,000	2,000,000	2,000,000	2,000,000	2,000,000	10,000,000
						0
TOTAL	2,000,000	2,000,000	2,000,000	2,000,000	2,000,000	10,000,000

OPERATIONAL BUDGET IMPACT

No Impact

SIoux FALLS CAPITAL IMPROVEMENT PROGRAM 2023-2027

PROJECT TITLE:

SOUTH VETERANS PARKWAY IMPROVEMENTS

PROJECT NO:

11120

DEPARTMENT:

Highways/Streets

DEPARTMENT PROJECT PRIORITY:

10

TOTAL PROJECT COST:

\$ 9,400,000

DESCRIPTION:

South Veterans Parkway Construction; utility construction with the corridor, construct (23-26). State funds are contributions for construction administration.

JUSTIFICATION:

South Veterans Parkway Corridor will be constructed by the SDDOT. This project will allow for utility coordination as needed along the entire corridor.

HIGHWAYS & STREETS

FUNDING SOURCES	2023	2024	2025	2026	2027	TOTAL
User Fees/Water	850,000	50,000	50,000	50,000		1,000,000
User Fees/Sanitary Sewer	100,000	100,000	100,000	100,000		400,000
State Funds	2,000,000	2,000,000	2,000,000	2,000,000		8,000,000
						0
TOTAL	2,950,000	2,150,000	2,150,000	2,150,000	0	9,400,000

OPERATIONAL BUDGET IMPACT

\$3,000 per lane mile

SIoux FALLS CAPITAL IMPROVEMENT PROGRAM 2023-2027

PROJECT TITLE:

BRIDGE RECONSTRUCTION PROGRAM

PROJECT NO:

11086

DEPARTMENT:

Highways/Streets

DEPARTMENT PROJECT PRIORITY:

11

TOTAL PROJECT COST:

\$ 14,585,000

DESCRIPTION:

Design and reconstruct various bridges; 49th Street and Big Sioux River Bridge, design (23-25), reconstruct (26-27).

JUSTIFICATION:

Annual bridge inspection identify the replacement projects for the next ten years. The structures are inspected every two years for sufficiency ratings and are ranked for replacement.

FUNDING SOURCES	2023	2024	2025	2026	2027	TOTAL
Sales Tax	400,000	3,325,000	5,800,000	3,250,000	1,500,000	14,275,000
User Fees/Water				300,000		300,000
User Fees/Sanitary Sewer				10,000		10,000
						0
TOTAL	400,000	3,325,000	5,800,000	3,560,000	1,500,000	14,585,000

OPERATIONAL BUDGET IMPACT

\$3,000 per lane mile

SIoux FALLS CAPITAL IMPROVEMENT PROGRAM 2023-2027

PROJECT TITLE:

DOWNTOWN AREA STREET & UTILITY IMPROVEMENTS

PROJECT NO:

11007

DEPARTMENT:

Highways/Streets

DEPARTMENT PROJECT PRIORITY:

12

TOTAL PROJECT COST:

\$ 11,922,000

DESCRIPTION:

Downtown Area improvements including streets, utilities, sidewalks, and streetscaping: Phillips Avenue from 6th Street to 9th Street; 7th Street from Phillips Avenue to the east; Dakota Ave Road Diet; 6th Street from Phillips Avenue to Weber Avenue; First Avenue; Weber Avenue; and Second Avenue.

JUSTIFICATION:

Projects replace existing streets and utilities at the end of their service life. Streets are prioritized based on pavement condition index scores, traffic volumes, utility needs, citizen input, adjacent redevelopment, and pedestrian needs.

FUNDING SOURCES	2023	2024	2025	2026	2027	TOTAL
Sales Tax	1,500,000	1,725,000	1,955,000	1,955,000	2,155,000	9,290,000
User Fees/Water	225,000	225,000	225,000	225,000	250,000	1,150,000
User Fees/Sanitary Sewer	500,000	500,000	230,000	212,000	40,000	1,482,000
						0
TOTAL	2,225,000	2,450,000	2,410,000	2,392,000	2,445,000	11,922,000

OPERATIONAL BUDGET IMPACT

\$3,000 per lane mile

SIoux FALLS CAPITAL IMPROVEMENT PROGRAM 2023-2027

PROJECT TITLE:

ADA IMPROVEMENTS

PROJECT NO:

11018

DEPARTMENT:

Highways/Streets

DEPARTMENT PROJECT PRIORITY:

13

TOTAL PROJECT COST:

\$ 7,250,000

DESCRIPTION:

Sidewalks, curb ramps, and pedestrian push buttons improvements to comply with Americans with Disabilities Act (ADA) regulations.

JUSTIFICATION:

This project is needed to meet commitments to pedestrian accessibility. Project is in resolution of Federal Highway Administration findings and in accordance with the Correction and Implementation Plan.

HIGHWAYS & STREETS

FUNDING SOURCES	2023	2024	2025	2026	2027	TOTAL
Sales Tax	1,200,000	1,650,000	2,200,000	2,200,000		7,250,000
						0
TOTAL	1,200,000	1,650,000	2,200,000	2,200,000	0	7,250,000

OPERATIONAL BUDGET IMPACT

No Impact

SIoux FALLS CAPITAL IMPROVEMENT PROGRAM 2023-2027

PROJECT TITLE:

SCHOOL DISTRICT/PARK SITE COORDINATION

PROJECT NO:	DEPARTMENT:	DEPARTMENT PROJECT PRIORITY:
11002	Highways/Streets	14

TOTAL PROJECT COST:

\$ 7,785,000

DESCRIPTION:

Public infrastructure needed for the opening of new schools or parks; Cliff Avenue from 85th Street to the south 1/2 mile, construct (23); McGovern Middle School collector streets (24); Southeastern Avenue from 69th Street to the south, construct (25); and other various locations needed for new school construction.

JUSTIFICATION:

The City coordinates with the eight school districts with boundaries in the city limits to construct public infrastructure in conjunction with the construction of new schools and park sites.

FUNDING SOURCES	2023	2024	2025	2026	2027	TOTAL
Sales Tax	5,065,000	1,215,000	215,000	215,000	225,000	6,935,000
User Fees/Water	300,000	50,000	50,000	50,000	50,000	500,000
User Fees/Sanitary Sewer	10,000	10,000	10,000	10,000	10,000	50,000
Other Financing/School Dis	150,000	150,000				300,000
TOTAL	5,525,000	1,425,000	275,000	275,000	285,000	7,785,000

OPERATIONAL BUDGET IMPACT

\$3,000 per lane mile

HIGHWAYS & STREETS

SIoux FALLS CAPITAL IMPROVEMENT PROGRAM 2023-2027

PROJECT TITLE:

RAILROAD CROSSING IMPROVEMENTS

PROJECT NO:

DEPARTMENT:

DEPARTMENT PROJECT PRIORITY:

11011

Highways/Streets

15

TOTAL PROJECT COST:

\$ 530,000

DESCRIPTION:

Railroad crossing improvements in coordination with Ellis & Eastern and Burlington Northern railroads; 6th St Downtown, 14th St/Second Ave, Ebenezer, Minnesota Ave/Algonquin, construct (23); EE Rail Study, BNSF Rail Study, (24); 259th St by Marion Rd; 49th/Southeastern; 14th St/Cliff Ave; 20th St/Cliff Ave; and other various crossings. This project utilizes 90% federal funds and 10% city match.

JUSTIFICATION:

This project coordinates rail crossing improvements with the South Dakota Department of Transportation and the appropriate rail authority.

HIGHWAYS & STREETS

FUNDING SOURCES	2023	2024	2025	2026	2027	TOTAL
Sales Tax	80,000	80,000	80,000	95,000	95,000	430,000
User Fees/Water	10,000	10,000	10,000	10,000	10,000	50,000
User Fees/Sanitary Sewer	10,000	10,000	10,000	10,000	10,000	50,000
						0
TOTAL	100,000	100,000	100,000	115,000	115,000	530,000

OPERATIONAL BUDGET IMPACT

No impact

SIoux FALLS CAPITAL IMPROVEMENT PROGRAM 2023-2027

PROJECT TITLE:

SDDOT PROJECT COORDINATION

PROJECT NO:

11013

DEPARTMENT:

Highways/Streets

DEPARTMENT PROJECT PRIORITY:

16

TOTAL PROJECT COST:

\$ 1,170,000

DESCRIPTION:

Unforeseen street, water, sanitary sewer, traffic signal studies, pedestrian facilities, street and utility design and construction improvements that are not eligible for SDDOT funding and are coordinated with SDDOT projects.

JUSTIFICATION:

This project is needed for unforeseen SDDOT interstate construction and arterial corridor improvements.

FUNDING SOURCES	2023	2024	2025	2026	2027	TOTAL
Sales Tax	140,000	195,000	195,000	195,000	195,000	920,000
User Fees/Water	25,000	25,000	25,000	25,000	25,000	125,000
User Fees/Sanitary Sewer	25,000	25,000	25,000	25,000	25,000	125,000
						0
TOTAL	190,000	245,000	245,000	245,000	245,000	1,170,000

OPERATIONAL BUDGET IMPACT

\$3,000 per lane mile

SIoux FALLS CAPITAL IMPROVEMENT PROGRAM 2023-2027

PROJECT TITLE:

ADA TRANSITION PLAN

PROJECT NO:

11125

DEPARTMENT:

Highways/Streets

DEPARTMENT PROJECT PRIORITY:

17

TOTAL PROJECT COST:

\$ 3,000,000

DESCRIPTION:

Funding for pedestrian facility improvements as outlined in ADA transition plan priorities and rehabilitation of ADA curb ramp complaints [non FHWA] received.

JUSTIFICATION:

This project is needed to meet commitments to pedestrian accessibility in the ADA transition plan.

HIGHWAYS & STREETS

FUNDING SOURCES	2023	2024	2025	2026	2027	TOTAL
Sales Tax	600,000	600,000	600,000	600,000	600,000	3,000,000
						0
TOTAL	600,000	600,000	600,000	600,000	600,000	3,000,000

OPERATIONAL BUDGET IMPACT

No Impact

SIoux FALLS CAPITAL IMPROVEMENT PROGRAM 2023-2027

PROJECT TITLE:

TRAFFIC SIGNAL IMPROVEMENTS

PROJECT NO:

11010

DEPARTMENT:

Highways/Streets

DEPARTMENT PROJECT PRIORITY:

18

TOTAL PROJECT COST:

\$ 1,604,000

DESCRIPTION:

Install new and upgrade existing traffic signals and controllers at various locations when traffic signal warrants are met; 33rd St/Veterans Parkway, 41st St/Linedrive Ave, 57th St/Greystone Ave, 57th St/Sundowner Ave, 12th St/Discovery Ave, 57th St/Technopolis Ave, and other various locations.

JUSTIFICATION:

Traffic signals provide safe and efficient movement of traffic and pedestrians.

FUNDING SOURCES	2023	2024	2025	2026	2027	TOTAL
Sales Tax	234,000	280,000	280,000	380,000	430,000	1,604,000
						0
TOTAL	234,000	280,000	280,000	380,000	430,000	1,604,000

OPERATIONAL BUDGET IMPACT

\$500 per year

SIoux FALLS CAPITAL IMPROVEMENT PROGRAM 2023-2027

PROJECT TITLE:

COMMUNICATIONS NETWORK UPGRADE

PROJECT NO:

11008

DEPARTMENT:

Highways/Streets

DEPARTMENT PROJECT PRIORITY:

19

TOTAL PROJECT COST:

\$ 1,575,000

DESCRIPTION:

Implementation of the City wide communication network master plan on various arterial corridors and to extend to various city facilities; 10th-11th-12th Street Corridors, Marion Road, Russell Street, Veterans Parkway, and other various locations.

JUSTIFICATION:

This project will provide communication network links to traffic signals and City facilities by installing and upgrading fiber and conduit in strategic locations. Projects are recommended from the Sioux Falls Communications Network Master Plan and Asset Management.

FUNDING SOURCES	2023	2024	2025	2026	2027	TOTAL
Sales Tax	225,000	250,000	250,000	400,000	450,000	1,575,000
						0
TOTAL	225,000	250,000	250,000	400,000	450,000	1,575,000

OPERATIONAL BUDGET IMPACT

\$500 per year

SIoux FALLS CAPITAL IMPROVEMENT PROGRAM 2023-2027

PROJECT TITLE:

BENSON ROAD AND I229 AREA IMPROVEMENTS

PROJECT NO:

11098

DEPARTMENT:

Highways/Streets

DEPARTMENT PROJECT PRIORITY:

20

TOTAL PROJECT COST:

\$ 2,600,000

DESCRIPTION:

Reconstruction and expansion of Benson Road from Lewis Avenue to Bahnson Avenue to six lanes with a median, Benson Road Improvements, construct (23). Coordinate with SDDOT interchange improvements. This project will use Surface Transportation Block Grant (STBG) Funds with these City non participating costs.

JUSTIFICATION:

This is a joint project with the City of Sioux Falls and the SDDOT. The I-229 major investment study recommended additional lanes, additional capacity and safety improvements, and pedestrian/bicycle improvements at this interchange and on Benson Road.

FUNDING SOURCES	2023	2024	2025	2026	2027	TOTAL
Sales Tax	50,000					50,000
User Fees/Water	2,100,000					2,100,000
User Fees/Sanitary Sewer	450,000					450,000
						0
TOTAL	2,600,000	0	0	0	0	2,600,000

OPERATIONAL BUDGET IMPACT

\$3,000 per lane mile

SIoux FALLS CAPITAL IMPROVEMENT PROGRAM 2023-2027

PROJECT TITLE:

NORTH VETERANS PARKWAY IMPROVEMENTS

PROJECT NO:

11067

DEPARTMENT:

Highways/Streets

DEPARTMENT PROJECT PRIORITY:

21

TOTAL PROJECT COST:

\$ 1,525,000

DESCRIPTION:

Design and Construction of median improvements and other various improvements on North Veterans Parkway from I90 to 57th Street. 6th Street from Highline Avenue to Veterans Parkway, construct intersection improvements (23) and in coordination with development.

JUSTIFICATION:

This project maintains and rehabilitates the landscaping and constructs surface improvements along the corridor as needed.

HIGHWAYS & STREETS

FUNDING SOURCES	2023	2024	2025	2026	2027	TOTAL
Sales Tax	100,000	100,000	100,000	100,000	100,000	500,000
User Fees/Sanitary Sewer	25,000					25,000
Other Financing/Developer	1,000,000					1,000,000
						0
TOTAL	1,125,000	100,000	100,000	100,000	100,000	1,525,000

OPERATIONAL BUDGET IMPACT

\$3,000 per lane mile

SIoux FALLS CAPITAL IMPROVEMENT PROGRAM 2023-2027

PROJECT TITLE:

49TH STREET EXTENSION

PROJECT NO:

11029

DEPARTMENT:

Highways/Streets

DEPARTMENT PROJECT PRIORITY:

22

TOTAL PROJECT COST:

\$ 5,170,000

DESCRIPTION:

Extend 49th Street from Western Avenue to Grange Avenue: Phase 2 from West to Grange, construct (23). Construct Phase 3 from Grange Avenue to Duluth Avenue (26-27). Coordinate with the SDDOT I229/Minnesota Avenue ramp improvements.

JUSTIFICATION:

The 41st Street corridor study identified the expansion of this east/west corridor as a priority to reduce traffic volumes on 41st Street.

FUNDING SOURCES	2023	2024	2025	2026	2027	TOTAL
Sales Tax	1,000,000	100,000	500,000	1,200,000	2,200,000	5,000,000
User Fees/Water				150,000		150,000
User Fees/Sanitary Sewer	20,000					20,000
						0
TOTAL	1,020,000	100,000	500,000	1,350,000	2,200,000	5,170,000

OPERATIONAL BUDGET IMPACT

\$3,000 per lane mile

SIoux FALLS CAPITAL IMPROVEMENT PROGRAM 2023-2027

PROJECT TITLE:

ARROWHEAD PARKWAY IMPROVEMENTS

PROJECT NO:

11064

DEPARTMENT:

Highways/Streets

DEPARTMENT PROJECT PRIORITY:

23

TOTAL PROJECT COST:

\$ 9,410,000

DESCRIPTION:

Reconstruct and widen Arrowhead Parkway; Arrowhead Parkway and Veterans Parkway Intersection and approximately 1/4 mile in all directions, construct (24-25). Surface Transportation Block Grant (STBG) Funds.

JUSTIFICATION:

Per the City of Sioux Falls/SDDOT jurisdictional agreement, this segment of Arrowhead Parkway is the City's infrastructure. The SDDOT is providing partial funds for the projects.

HIGHWAYS & STREETS

FUNDING SOURCES	2023	2024	2025	2026	2027	TOTAL
Sales Tax		3,150,000				3,150,000
User Fees/Water		250,000				250,000
User Fees/Sanitary Sewer		10,000				10,000
State Funds	2,000,000	2,000,000	2,000,000			6,000,000
TOTAL	2,000,000	5,410,000	2,000,000	0	0	9,410,000

OPERATIONAL BUDGET IMPACT

\$3,000 per lane mile

SIoux FALLS CAPITAL IMPROVEMENT PROGRAM 2023-2027

PROJECT TITLE:

85TH STREET AND I29 IMPROVEMENTS

PROJECT NO:

11017

DEPARTMENT:

Highways/Streets

DEPARTMENT PROJECT PRIORITY:

24

TOTAL PROJECT COST:

\$ 150,000

DESCRIPTION:

Construct 85th Street and I-29 interchange improvements; construct (24). This project will use Surface Transportation Block Grant (STBG) Funds and other federal funds with these City participating costs.

JUSTIFICATION:

This is a joint project with the City of Sioux Falls, the SDDOT, Lincoln County, the City of Tea, and a private development group. This project will allow an 85th Street Interchange with I-29 to expand the arterial street system and provide for system connectivity for new growth.

HIGHWAYS & STREETS

FUNDING SOURCES	2023	2024	2025	2026	2027	TOTAL
Sales Tax		100,000				100,000
User Fees/Water		25,000				25,000
User Fees/Sanitary Sewer		25,000				25,000
						0
TOTAL	0	150,000	0	0	0	150,000

OPERATIONAL BUDGET IMPACT

\$3,000 per lane mile

SIoux FALLS CAPITAL IMPROVEMENT PROGRAM 2023-2027

PROJECT TITLE:

STREET LIGHTS IN NEWLY DEVELOPED AREAS

PROJECT NO:

11027

DEPARTMENT:

Highways/Streets

DEPARTMENT PROJECT PRIORITY:

25

TOTAL PROJECT COST:

\$ 2,340,000

DESCRIPTION:

Street light installation in newly developed and annexed areas.

JUSTIFICATION:

Street lights illuminate the roads for the safety of vehicles, residents, and pedestrians.

HIGHWAYS & STREETS

FUNDING SOURCES	2023	2024	2025	2026	2027	TOTAL
Sales Tax	370,000	470,000	470,000	500,000	530,000	2,340,000
						0
TOTAL	370,000	470,000	470,000	500,000	530,000	2,340,000

OPERATIONAL BUDGET IMPACT

\$30,000 per year.

SIoux FALLS CAPITAL IMPROVEMENT PROGRAM 2023-2027

PROJECT TITLE:

PEDESTRIAN AND BICYCLE IMPROVEMENTS

PROJECT NO:

11075

DEPARTMENT:

Highways/Streets

DEPARTMENT PROJECT PRIORITY:

26

TOTAL PROJECT COST:

\$ 1,700,000

DESCRIPTION:

Addition of new sidewalks on arterial streets and bicycle facilities to existing streets and trails.

JUSTIFICATION:

This project supports the City's complete streets policy and advances pedestrian/bicycle mobility as identified in the 2045 long-range transportation plan.

FUNDING SOURCES	2023	2024	2025	2026	2027	TOTAL
Sales Tax	375,000	325,000	325,000	325,000	350,000	1,700,000
						0
TOTAL	375,000	325,000	325,000	325,000	350,000	1,700,000

OPERATIONAL BUDGET IMPACT

\$30,000 per year

SIoux FALLS CAPITAL IMPROVEMENT PROGRAM 2023-2027

PROJECT TITLE:

LED STREET LIGHT UPGRADE PROGRAM

PROJECT NO:

11030

DEPARTMENT:

Highways/Streets

DEPARTMENT PROJECT PRIORITY:

27

TOTAL PROJECT COST:

\$ 3,515,000

DESCRIPTION:

Upgrade the existing high-pressure sodium fixtures with LED fixtures.

JUSTIFICATION:

This is a multi-year program to upgrade 20,000 light fixtures. LED fixtures use half the power and last five times as long as high-pressure sodium fixtures.

FUNDING SOURCES	2023	2024	2025	2026	2027	TOTAL
Sales Tax	540,000	650,000	650,000	750,000	800,000	3,390,000
Other Financing/Grant	25,000	25,000	25,000	25,000	25,000	125,000
TOTAL	565,000	675,000	675,000	775,000	825,000	3,515,000

OPERATIONAL BUDGET IMPACT

Up to 50% reduction in electrical costs.

SIoux FALLS CAPITAL IMPROVEMENT PROGRAM 2023-2027

PROJECT TITLE:

CLIFF AVE AND I229 AREA IMPROVEMENTS

PROJECT NO:

11100

DEPARTMENT:

Highways/Streets

DEPARTMENT PROJECT PRIORITY:

28

TOTAL PROJECT COST:

\$ 1,325,000

DESCRIPTION:

Design, reconstruction and expansion of Cliff Avenue from 38th Street to Big Sioux River to six lanes with a median: design (23), construct (25-26). These are the non-participating costs associated with the project.

JUSTIFICATION:

This is a joint project with the City of Sioux Falls and the SDDOT. The I-229 major investment study recommended additional lanes, additional capacity and safety improvements, and pedestrian/bicycle improvements at this interchange and on Cliff Avenue. The project is planned for reconstruction in 2025-2026.

FUNDING SOURCES	2023	2024	2025	2026	2027	TOTAL
Sales Tax	100,000	100,000	100,000			300,000
User Fees/Water			500,000			500,000
User Fees/Sanitary Sewer			525,000			525,000
						0
TOTAL	100,000	100,000	1,125,000	0	0	1,325,000

OPERATIONAL BUDGET IMPACT

\$3,000 per lane mile

SIoux FALLS CAPITAL IMPROVEMENT PROGRAM 2023-2027

PROJECT TITLE:

MINNESOTA AVE AND I229 AREA IMPROVEMENTS

PROJECT NO:

DEPARTMENT:

DEPARTMENT PROJECT PRIORITY:

11099

Highways/Streets

29

TOTAL PROJECT COST:

\$ 1,300,000

DESCRIPTION:

Reconstruction and expansion of Minnesota Avenue from 41st Street to Lotta Street to six lanes with a median: design (23-27) will coordinate with SDDOT interchange improvements. This project will use Surface Transportation Block Grant (STBG) Funds.

JUSTIFICATION:

This is a joint project with the City of Sioux Falls and the SD DOT. The I-229 major investment study recommended additional lanes, additional capacity and safety improvements, and pedestrian/bicycle improvements at this interchange and on Minnesota Avenue. The project is planned for reconstruction in 2027-2028

FUNDING SOURCES	2023	2024	2025	2026	2027	TOTAL
Sales Tax	100,000		100,000		100,000	300,000
User Fees/Water				500,000		500,000
User Fees/Sanitary Sewer				500,000		500,000
						0
TOTAL	100,000	0	100,000	1,000,000	100,000	1,300,000

OPERATIONAL BUDGET IMPACT

\$3,000 per lane mile

SIoux FALLS CAPITAL IMPROVEMENT PROGRAM 2023-2027

PROJECT TITLE:

SALT STORAGE FACILITY

PROJECT NO:

11088

DEPARTMENT:

Highways/Streets

DEPARTMENT PROJECT PRIORITY:

30

TOTAL PROJECT COST:

\$ 1,960,000

DESCRIPTION:

Construct a new salt storage hoop dome facility with equipment storage; construct (24).

JUSTIFICATION:

The new facility allows the delivery of salt year round and ensures adequate salt quantities during the winter.

FUNDING SOURCES	2023	2024	2025	2026	2027	TOTAL
Sales Tax		1,960,000				1,960,000
						0
TOTAL	0	1,960,000	0	0	0	1,960,000

OPERATIONAL BUDGET IMPACT

No impact

SIoux FALLS CAPITAL IMPROVEMENT PROGRAM 2023-2027

PROJECT TITLE:

EQUIPMENT STORAGE

PROJECT NO:

11124

DEPARTMENT:

Highways/Streets

DEPARTMENT PROJECT PRIORITY:

31

TOTAL PROJECT COST:

\$ 4,225,000

DESCRIPTION:

Construct a new additional storage building; design (26) construct (27).

JUSTIFICATION:

The current equipment storage capacity does not meet the current needs. Indoor equipment storage is vital to winter operations to keep equipment dry and warm for winter weather events. Currently there is only capacity for about 60% of winter equipment. An additional 28,000 square feet is needed.

FUNDING SOURCES	2023	2024	2025	2026	2027	TOTAL
Sales Tax				380,000	3,845,000	4,225,000
						0
TOTAL	0	0	0	380,000	3,845,000	4,225,000

OPERATIONAL BUDGET IMPACT

\$10,000 annually

SIoux FALLS CAPITAL IMPROVEMENT PROGRAM 2023-2027

PROJECT TITLE:

POLE REPLACEMENT PROGRAM

PROJECT NO:

11126

DEPARTMENT:

Highways/Streets

DEPARTMENT PROJECT PRIORITY:

32

TOTAL PROJECT COST:

\$ 1,150,000

DESCRIPTION:

Rehabilitation and/or replacement of Street Light poles.

JUSTIFICATION:

This project is needed to address the embedded poles in corrosive soil areas as identified by a study. Other aged light poles will be replaced based on testing in an effort to extend the life of the assets.

FUNDING SOURCES	2023	2024	2025	2026	2027	TOTAL
Sales Tax	200,000	200,000	200,000	250,000	300,000	1,150,000
						0
TOTAL	200,000	200,000	200,000	250,000	300,000	1,150,000

OPERATIONAL BUDGET IMPACT

This page intentionally left blank.

PARKS AND RECREATION



2023	\$ 12.5M
2024	\$ 8.4M
2025	\$ 8.3M
2026	\$ 10.8M
2027	\$ 6.1M

\$46.1M

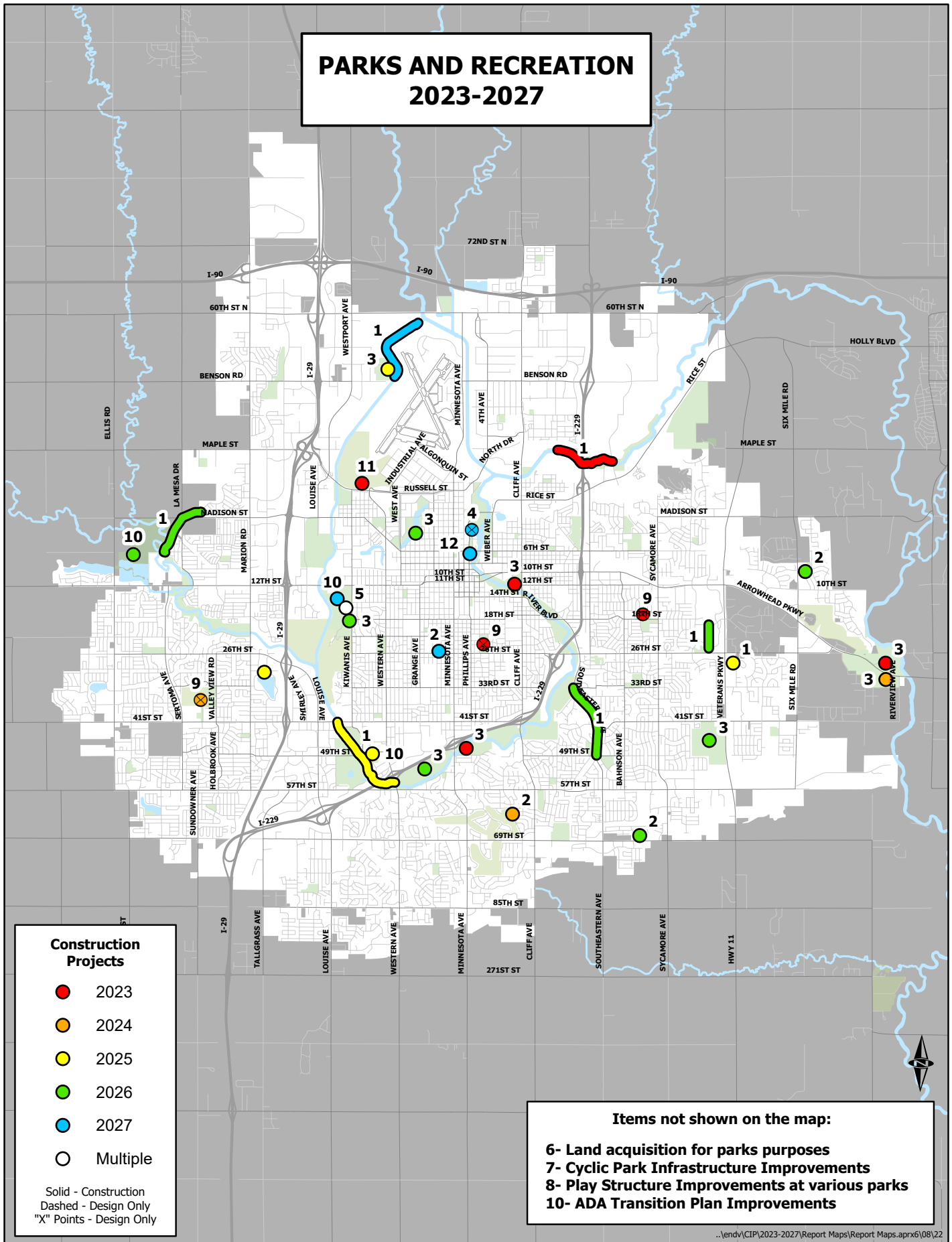
SALES/USE TAX FUND 253

Capital Program Sources		2023	2024	2025	2026	2027
2nd Penny Sales Tax		10,466,000	8,118,000	8,216,500	10,736,500	5,399,000
Other Financing		1,530,000	290,000	30,000	30,000	730,000
Federal Grant		495,000	-	-	-	-
State Grants		55,000	-	-	-	-
Total Capital Sources		\$ 12,546,000	\$ 8,408,000	\$ 8,246,500	\$ 10,766,500	\$ 6,129,000
Pg.	Capital Improvement Projects					
43	Greenways/Trail Improvements	2,112,000	478,000	1,377,000	2,619,000	1,844,000
44	Neighborhood Parks Improvement	22,000	465,000	143,000	1,230,000	50,000
45	Community/Regional Parks Improvements	3,325,000	1,126,000	466,500	1,822,500	965,000
46	Falls Park Improvements	-	-	-	-	400,000
47	Zoo Master Plan Improvements	322,600	400,000	-	-	-
48	Park Land Acquisition	1,280,000	1,073,000	955,000	770,000	880,000
49	Cyclic Park Infrastructure Improvements	979,000	1,717,000	971,000	394,000	306,000
50	Play Structure Improvements	-	571,000	627,000	660,000	601,000
51	Aquatic Facilities Improvements	1,930,000	500,000	-	-	-
52	Park Storage Facilities	-	350,000	2,364,000	500,000	500,000
53	Elmwood Golf Course Clubhouse	400,000	-	-	-	-
54	Philips Plaza Improvements	-	-	-	-	75,000
Total Capital Improvement Projects		\$ 10,370,600	\$ 6,680,000	\$ 6,903,500	\$ 7,995,500	\$ 5,621,000
Capital Equipment (R=Replace, N=New)						
	R Aerial Lift	300,000	-	-	-	-
	R Aerator, Deep Line (2)	-	70,000	-	-	-
	R Aerator, Ride On (4)	-	-	-	25,000	75,000
	R Air Compressor	-	-	-	30,000	-
	R Aquatic Equipment	15,000	-	-	20,000	-
	R AV Kiosk	23,400	-	-	-	-
	R Forklift	-	-	-	35,000	-
	R Groomer, Ballfield (2)	26,000	-	-	-	30,000
	N Groomer, Sand Trap	-	-	-	-	45,000
	R Holiday Light Displays	15,000	-	-	30,000	-
	R Kitchen Equipment	-	-	-	30,000	-
	R Loader, Front End	-	-	-	525,000	-
	R Mowers (17)	219,000	260,000	65,000	50,000	-
	R Oven	30,000	-	-	-	-
	R Overseeder	-	-	-	-	15,000
	N Painter, Line (2)	-	28,000	-	30,000	-
	R Pickup (40)	565,000	242,000	545,000	681,000	115,000

PARKS AND RECREATION (CONT.)

Capital Program	2023	2024	2025	2026	2027
<i>N/R Skidloader (3)</i>	55,000	-	-	130,000	-
<i>R Snowcat, Groomer</i>	-	250,000	-	-	-
<i>R Snowmaker, Portable (4)</i>	70,000	80,000	-	-	-
<i>N Soil Conditioner</i>	11,000	-	-	-	-
<i>N Sprayer</i>	-	-	48,000	-	-
<i>R Stump Cutter</i>	-	65,000	-	-	-
<i>R SUV (2)</i>	-	48,000	-	-	40,000
<i>R Toolcat (3)</i>	180,000	-	90,000	-	-
<i>R Top Dresser, Field</i>	-	-	25,000	-	-
<i>R Tractor (9)</i>	122,000	60,000	65,000	546,000	85,000
<i>R Trailer, Tandem</i>	-	20,000	-	-	-
<i>R Truck (4)</i>	45,000	160,000	-	-	-
<i>R Truck, Dump</i>	-	-	165,000	-	-
<i>R Truck, Log</i>	250,000	-	-	-	-
<i>R Truck, 2 Ton</i>	-	160,000	-	-	-
<i>R Truck, Flatbed</i>	-	-	-	165,000	-
<i>R Utility Vehicle (46)</i>	49,000	202,000	280,000	354,000	83,000
<i>R Van</i>	-	-	-	65,000	-
<i>R Wood Chipper</i>	-	-	-	35,000	-
<i>R Zamboni Attachments</i>	-	-	-	-	20,000
<i>R Zoo Generator</i>	-	9,000	-	-	-
<i>R Zoo Indoor Play Structure</i>	-	22,000	-	-	-
<i>R Zoo Lab Equipment</i>	21,000	22,000	42,000	-	-
<i>R Zoo Lift, Scissor</i>	-	-	18,000	-	-
<i>R Zoo Mower</i>	40,000	-	-	-	-
<i>R Zoo Paging System</i>	8,000	-	-	-	-
<i>R Zoo Tractor</i>	110,000	-	-	-	-
<i>R Zoo Utility Vehicle (2)</i>	-	30,000	-	20,000	-
<i>R Zoo Video Display System</i>	21,000	-	-	-	-
Total Capital Equipment Program	\$ 2,175,400	\$ 1,728,000	\$ 1,343,000	\$ 2,771,000	\$ 508,000
Total Capital Program	\$ 12,546,000	\$ 8,408,000	\$ 8,246,500	\$ 10,766,500	\$ 6,129,000

PARKS AND RECREATION 2023-2027



Construction Projects

- 2023
- 2024
- 2025
- 2026
- 2027
- Multiple

Solid - Construction
Dashed - Design Only
"X" Points - Design Only

Items not shown on the map:
6- Land acquisition for parks purposes
7- Cyclic Park Infrastructure Improvements
8- Play Structure Improvements at various parks
10- ADA Transition Plan Improvements

..lendv\CIP\2023-2027\Report Maps\Report Maps.aprx6\08\22

SIoux FALLS CAPITAL IMPROVEMENT PROGRAM 2023-2027

PROJECT TITLE:

GREENWAY/TRAIL IMPROVEMENTS

PROJECT NO:

DEPARTMENT:

DEPARTMENT PROJECT PRIORITY:

14079

Parks and Recreation

1

TOTAL PROJECT COST:

\$ 8,430,000

DESCRIPTION:

The development of greenways, trail corridors, and neighborhood connections in the park system and the systematic reconstruction of existing trail. Big Sioux River Greenway trail corridor (Lien Park to Great Bear) construct (23); Neighborhood trail connections, design (24), construct (25); Cherry Creek Trail Corridor (Family Park to Maple Street) design (25), construct (26); Dawley Farm Trail Corridor, design, construct (26); Trail reconstruction (24-27).

JUSTIFICATION:

Greenways and trails were the highest priorities identified by the public in the Needs Assessment survey conducted as part of the 2020-2024 Parks & Recreation Comprehensive Plan. The Bike Trail Master Plan prioritized the Cherry Creek and Big Sioux River Greenway trail corridors as the top two corridors to be developed. The Cherry Creek trail corridor will connect the neighborhoods in northwest Sioux Falls to the main trail loop and provide safer and more direct access to trail users. The Big Sioux River Greenway trail corridor will extend the trail network from the main trail loop at Falls Park, connect to Great Bear Recreation Park, and further advance our efforts to realize a regional trail network with future connections to Brandon and the Big Sioux Rec area. The Dawley Farm trail corridor will connect the neighborhoods along Veterans Parkway with the commercial center, Rosa Parks Elementary, and Dawley and Harmodon Park. The existing trail requires regular upkeep and reconstruction to eliminate cracks, uneven surfaces, etc. Reconstruction includes milling of old surfaces, asphalt overlays, and renovation of problem areas. Work areas are determined by annual inspections of the existing trail system.

FUNDING SOURCES	2023	2024	2025	2026	2027	TOTAL
Sales Tax	2,112,000	478,000	1,377,000	2,619,000	1,844,000	8,430,000
						0
TOTAL	2,112,000	478,000	1,377,000	2,619,000	1,844,000	8,430,000

OPERATIONAL BUDGET IMPACT

\$10,560 per year for new trail development.

SIoux FALLS CAPITAL IMPROVEMENT PROGRAM 2023-2027

PROJECT TITLE:

NEIGHBORHOOD PARK IMPROVEMENTS

PROJECT NO:

14080

DEPARTMENT:

Parks and Recreation

DEPARTMENT PROJECT PRIORITY:

2

TOTAL PROJECT COST:

\$ 1,910,000

DESCRIPTION:

The development of new neighborhood parks, renovation of existing neighborhood parks, and addition of neighborhood park elements in existing parks. Park Development in underserved areas design, construct (24, 26); New Park Development - Willow Ridge, design (25), construct (26); Whispering Woods, design (25), construct(26); Neighborhood Parks Master Plan, Campus Park (27), Emerson Park (27); Neighborhood Park Elements - Prairie Trail Park, design (23), construct (24).

JUSTIFICATION:

Neighborhood parks were rated the second highest priority for investment by the public in the Needs Assessment survey conducted as part of the Parks & Recreation Comprehensive Plan. Goals identified as part of the plan included providing equitable access to neighborhood parks for all the citizens in the city and providing access to neighborhood park elements where parks of other classification types serve as neighborhood parks. This project provides for the development of neighborhood parks in underserved areas, development of new neighborhood parks in the growth areas of the city, and for the renovation of existing neighborhood parks and the addition of neighborhood park elements in existing parks.

PARKS & RECREATION

FUNDING SOURCES	2023	2024	2025	2026	2027	TOTAL
Sales Tax	22,000	465,000	143,000	1,230,000	50,000	1,910,000
						0
TOTAL	22,000	465,000	143,000	1,230,000	50,000	1,910,000

OPERATIONAL BUDGET IMPACT

\$12,200 per year of new park development (24, 26)

SIoux FALLS CAPITAL IMPROVEMENT PROGRAM 2023-2027

PROJECT TITLE:

COMMUNITY/REGIONAL PARK IMPROVEMENTS

PROJECT NO:

14082

DEPARTMENT:

Parks and Recreation

DEPARTMENT PROJECT PRIORITY:

3

TOTAL PROJECT COST:

\$ 7,705,000

DESCRIPTION:

The development of new community/regional parks and renovation and expansion of existing community/regional parks. Arboretum Improvements, design (24, 27), construct (23, 24); Arrowhead Park House Renovation, design (23), construct (24); Sioux Falls Skate Park, (23), Tomar Park Improvements, (23), Miscellaneous Site Improvements, (24-27); Sanford Sports Complex Improvements, (25); Harmodon renovations, design (25), construct (26); Terrace Park Improvements, design (25), construct (23, 26).

JUSTIFICATION:

This project provides for the renovation, expansion, and construction of the infrastructure in community/regional parks. The Arboretum improvements consist of the development of the East Sioux Falls History Plaza, canoe launch improvements(OF-Wegner Arboretum Society(24)) , and horticulture play expansion(OF- Wegner Arboretum Society(27)). The Sioux Falls Skate Park project will construct a new skate park in Nelson Park(23) OF- SF Skatepark Association. The Tomar Park improvements will enhance the tennis complex to be constructed in 2022. Harmodon Park improvements consist of field renovations, drainage improvements, fence repair, and artificial turf infields(OF- TBD(27)). The miscellaneous improvements consist of adding picnic shelters, pathways, irrigation improvements at various locations, and improvements to the bunny hill at Great Bear. The Sanford Sports Complex improvements consist of the development of two multi-use fields. The Terrace Park improvements identified include renovation of the east bank of Covell Lake, replacing aging infrastructure, enhancing historical aspects and features of the park, and creating better pedestrian circulation through the park.

FUNDING SOURCES	2023	2024	2025	2026	2027	TOTAL
Sales Tax	1,825,000	976,000	466,500	1,822,500	465,000	5,555,000
Other Financing	1,500,000	150,000			500,000	2,150,000
TOTAL	3,325,000	1,126,000	466,500	1,822,500	965,000	7,705,000

OPERATIONAL BUDGET IMPACT

No Impact

SIoux FALLS CAPITAL IMPROVEMENT PROGRAM 2023-2027

PROJECT TITLE:

FALLS PARK IMPROVEMENTS

PROJECT NO:

14001

DEPARTMENT:

Parks and Recreation

DEPARTMENT PROJECT PRIORITY:

4

TOTAL PROJECT COST:

\$ 400,000

DESCRIPTION:

Phase 2 of the Jacobson Plaza at Falls Park development, design (27).

JUSTIFICATION:

Phase 1 of the Jacobson Plaza at Falls Park is expected to be fully complete in 2024. Phase 2 of this project will continue development of the adopted master plan for this area. Potential improvements identified with phase 2 include, a splash pad, off-leash dog park, expanded play features, connective pathways, lighting, additional landscaping and signage, and development of the south lawn area with a large covered gathering space. The other financing funding will come from private donations.

PARKS & RECREATION

FUNDING SOURCES	2023	2024	2025	2026	2027	TOTAL
Sales Tax					200,000	200,000
Other Financing					200,000	200,000
TOTAL	0	0	0	0	400,000	400,000

OPERATIONAL BUDGET IMPACT

No Impact

SIoux FALLS CAPITAL IMPROVEMENT PROGRAM 2023-2027

PROJECT TITLE:

ZOO MASTER PLAN IMPROVEMENTS

PROJECT NO:

14026

DEPARTMENT:

Parks and Recreation

DEPARTMENT PROJECT PRIORITY:

5

TOTAL PROJECT COST:

\$ 722,600

DESCRIPTION:

Sanitary Sewer Replacement, construct(23); Museum HVAC and Humidity Control, design (23), construct (24).

JUSTIFICATION:

A section of old clay tile sanitary sewer failed recently. The line services the penguin area and the aviary pond and runs underneath the central restroom and other infrastructure. This project would replace the line and reroute it to avoid future conflicts with other infrastructure. The HVAC units for the Great Room were added in 1990, are over 30 years old and are at the end of their useful life.

PARKS & RECREATION

FUNDING SOURCES	2023	2024	2025	2026	2027	TOTAL
Sales Tax	322,600	400,000				722,600
						0
TOTAL	322,600	400,000	0	0	0	722,600

OPERATIONAL BUDGET IMPACT

No Impact

SIoux FALLS CAPITAL IMPROVEMENT PROGRAM 2023-2027

PROJECT TITLE:

PARK LAND ACQUISITION

PROJECT NO:

14008

DEPARTMENT:

Parks and Recreation

DEPARTMENT PROJECT PRIORITY:

6

TOTAL PROJECT COST:

\$ 4,958,000

DESCRIPTION:

Acquisition of land for park expansion, new park development, and expansion of the greenway/trail system.

JUSTIFICATION:

As the city grows, it is important that land is acquired for park and recreation purposes to serve our growing population. Land acquisition is also essential to expanding the bike trail system. The other financing is funding expected to be available through the Sioux Falls Parks Endowment Fund. This project also includes funding to purchase flooded homes in the neighborhood adjacent to Tomar Park. A Federal and State Grant will be received to help with the purchases.

FUNDING SOURCES	2023	2024	2025	2026	2027	TOTAL
Sales Tax	700,000	1,043,000	925,000	740,000	850,000	4,258,000
Other Financing	30,000	30,000	30,000	30,000	30,000	150,000
Federal Grant	495,000					495,000
State Grant	55,000					55,000
TOTAL	1,280,000	1,073,000	955,000	770,000	880,000	4,958,000

OPERATIONAL BUDGET IMPACT

No Impact

SIoux FALLS CAPITAL IMPROVEMENT PROGRAM 2023-2027

PROJECT TITLE:

CYCLIC PARK INFRASTRUCTURE IMPROVEMENTS

PROJECT NO:

14081

DEPARTMENT:

Parks and Recreation

DEPARTMENT PROJECT PRIORITY:

7

TOTAL PROJECT COST:

\$ 4,367,000

DESCRIPTION:

Cyclic maintenance program to repair, replace, and/or improve the main infrastructure in the park system including roads, parking lots, play courts, internal trails and lighting systems. Park Roads & Lots(23, 24, 27); Play Courts (24-25); Internal Trails (23-27).

JUSTIFICATION:

This project provides for the orderly repair or replacement of aging infrastructure in the park system. The infrastructure is inspected regularly and work areas are prioritized based on condition and use. It also allows for the addition, expansion, and other associated improvements needed for these assets to benefit the users of the park system.

FUNDING SOURCES	2023	2024	2025	2026	2027	TOTAL
Sales Tax	979,000	1,717,000	971,000	394,000	306,000	4,367,000
						0
TOTAL	979,000	1,717,000	971,000	394,000	306,000	4,367,000

OPERATIONAL BUDGET IMPACT

No Impact

PROJECT TITLE:

PLAY STRUCTURE IMPROVEMENTS

PROJECT NO:

DEPARTMENT:

DEPARTMENT PROJECT PRIORITY:

14022

Parks and Recreation

8

TOTAL PROJECT COST:

\$ 2,459,000

DESCRIPTION:

Systematic replacement of play structures, as well as the addition of new play structures, expanded features and associated improvements.

JUSTIFICATION:

All play structures in the park system are tracked for their life expectancy and are scheduled for replacement after approximately 20-25 years. This project systematically replaces the structures when they are worn out and functionally obsolete and provides additional structures in areas where demand dictates. The other financing funding will come via the Lyon Fund.

FUNDING SOURCES	2023	2024	2025	2026	2027	TOTAL
Sales Tax		461,000	627,000	660,000	601,000	2,349,000
Other Financing		110,000				110,000
TOTAL	0	571,000	627,000	660,000	601,000	2,459,000

OPERATIONAL BUDGET IMPACT

No Impact

SIoux FALLS CAPITAL IMPROVEMENT PROGRAM 2023-2027

PROJECT TITLE:

AQUATIC FACILITIES IMPROVEMENTS

PROJECT NO:

14009

DEPARTMENT:

Parks and Recreation

DEPARTMENT PROJECT PRIORITY:

9

TOTAL PROJECT COST:

\$ 2,430,000

DESCRIPTION:

Development, renovation and replacement of the City's aquatic facilities. McKennan Park Pool replacement and associated park improvements, design (23); Frank Olson Park Pool replacement and associated park improvements, design (23); Kuehn Park Pool replacement and associated park improvements, design (23-24). Reconstruction and renovation of existing pools proposed in years 2024 to 2027 and financed with a quality of life bond to be issued in 2023/2024, beginning repayment in 2024.

JUSTIFICATION:

Outdoor swimming pools and aquatic programs were among the highest priorities identified by the public in the statistically valid community needs assessment survey conducted as part of the 2020-2024 Parks & Recreation Comprehensive Plan. As a result of these findings, implementing a strategy to refresh and replace aging aquatic facilities were high priority goals outlined in the plan. McKennan Park pool was originally constructed in 1971, Frank Olson Park pool was originally constructed in 1972, and the Kuehn Park pool was originally constructed in 1981. These pools are at or near the end of their useful life and serve as key recreational elements. Conducting master plans for the parks including schematic design for the pool replacements and associated park improvements will allow the department to work with the surrounding neighborhoods and community to determine the scope and features of the new aquatic facilities and renovated parks.

FUNDING SOURCES	2023	2024	2025	2026	2027	TOTAL
Sales Tax	1,930,000	500,000				2,430,000
						0
TOTAL	1,930,000	500,000	0	0	0	2,430,000

OPERATIONAL BUDGET IMPACT

No Impact

SIoux FALLS CAPITAL IMPROVEMENT PROGRAM 2023-2027

PROJECT TITLE:

PARK STORAGE FACILITIES

PROJECT NO:

14071

DEPARTMENT:

Parks and Recreation

DEPARTMENT PROJECT PRIORITY:

10

TOTAL PROJECT COST:

\$ 3,714,000

DESCRIPTION:

Park Maintenance Headquarters Addition, design (24), construct (25); Family Park Remote Shop Building, design (25), construct (26); Sherman Park Remote Shop Building, design (26), construct (27).

JUSTIFICATION:

The Parks & Recreation Storage/Space Needs study was completed in 2016 and identified the short and long-term needs for the department. The Park Maintenance Headquarters cold storage addition is needed to replace storage lost with the re-purposing of other park buildings. Approximately 80 pieces of additional equipment have been acquired since 2010 when cold storage was last added. This requires more equipment being stored outside, accelerating the aging process of the equipment. The Family Park shop building will be a report-to-work location for the crew that maintains Family Park, Hayward Park, Legacy Park and Dunham Park. They currently work out of the Dunham Park restroom pipe chase. This location is in close proximity to the crews area of responsibility making for more efficient operations for staff. The current Sherman Park shop building is overcrowded and doesn't have adequate shop and yard space for the equipment and materials needed for daily maintenance. This project would build a new shop building to current remote shop standards and repurpose the existing shop building for the crew that works on the Zoo grounds.

FUNDING SOURCES	2023	2024	2025	2026	2027	TOTAL
Sales Tax		350,000	2,364,000	500,000	500,000	3,714,000
						0
TOTAL	0	350,000	2,364,000	500,000	500,000	3,714,000

OPERATIONAL BUDGET IMPACT

\$10,000 per year of construction (25, 26, 27)

SIoux FALLS CAPITAL IMPROVEMENT PROGRAM 2023-2027

PROJECT TITLE:

ELMWOOD GOLF COURSE CLUBHOUSE

PROJECT NO:

14072

DEPARTMENT:

Parks and Recreation

DEPARTMENT PROJECT PRIORITY:

11

TOTAL PROJECT COST:

\$ 400,000

DESCRIPTION:

Elmwood Golf Course Clubhouse Replacement, design (23). Construction of the clubhouse will be financed with the Quality of Life Bond to be issued in 2023/2024, beginning repayment in 2024.

JUSTIFICATION:

The current Elmwood Golf Course clubhouse is over 55 years old, is deteriorating and lacks the proper space and modern facilities to provide a great experience for patrons and maximize revenues from the recently renovated 32-hole golf course. It is also the only clubhouse in the region that has not been renovated, leaving the City at a competitive disadvantage. A fire in 2019 destroyed the cart storage building leaving the current fleet of carts unprotected. The new clubhouse would transform Elmwood into a full-service model, featuring modernized lounge & dining amenities, full-service kitchen and enlarged banquet spaces, allowing for additional programming and event capture. Capacity will increase and generate both golf and non-golf prospects for year-round revenue streams.

FUNDING SOURCES	2023	2024	2025	2026	2027	TOTAL
Sales Tax	400,000					400,000
						0
TOTAL	400,000	0	0	0	0	400,000

OPERATIONAL BUDGET IMPACT

No Impact

SIoux FALLS CAPITAL IMPROVEMENT PROGRAM 2023-2027

PROJECT TITLE:

PHILIPS PLAZA IMPROVEMENTS

PROJECT NO:

14083

DEPARTMENT:

Parks and Recreation

DEPARTMENT PROJECT PRIORITY:

12

TOTAL PROJECT COST:

\$ 75,000

DESCRIPTION:

Philips Avenue Plaza Improvements, design (27).

JUSTIFICATION:

This project will renovate the plaza and adjacent streetscape along Philips Avenue including pavement repair, fountain enhancements, lighting upgrades, and the creation of programmable spaces in the plaza. The improvements will activate the plaza and allow for programming to further enhance programs such as the Pop Up Park Program, poetry slams, story times, and other performances.

PARKS & RECREATION

FUNDING SOURCES	2023	2024	2025	2026	2027	TOTAL
Sales Tax					75,000	75,000
						0
TOTAL	0	0	0	0	75,000	75,000

OPERATIONAL BUDGET IMPACT

No Impact

This page intentionally left blank.

FIRE



2023	\$ 2.5M
2024	\$ 3.1M
2025	\$ 3.8M
2026	\$ 6.0M
2027	\$ 4.9M

\$20.3M

SALES/USE TAX FUND 253

Capital Program		2023	2024	2025	2026	2027	
	2nd Penny Sales Tax	2,265,000	3,117,500	3,820,000	6,011,000	4,860,000	
	Grant	224,000	-	-	-	-	
Total Capital Sources		\$ 2,489,000	\$ 3,117,500	\$ 3,820,000	\$ 6,011,000	\$ 4,860,000	
Pg.	Capital Improvement Projects						
58	Land Acquisition	-	250,000	250,000	500,000	-	
59	Fire Station #13	-	-	300,000	3,000,000	-	
60	Fire Station #6 Rebuild	-	-	-	-	500,000	
Total Capital Improvement Projects		\$ -	\$ 250,000	\$ 550,000	\$ 3,500,000	\$ 500,000	
Capital Equipment (R=Replace, N=New)							
	R Alerting System, Fire Stations	500,000	-	-	-	-	
	R Boat, Rescue (3)	-	-	75,000	45,000	75,000	
	N Bobcat	-	-	70,000	-	-	
	R Camera, Search	34,000	-	-	-	-	
	R Camera, Thermal Imaging (24)	-	-	-	-	180,000	
	R Collapse Warning System	-	-	-	-	32,000	
	R Compressor, Hi Pressure	-	65,000	-	-	-	
	R CPR Devices (13)	-	265,500	-	-	-	
	R Defibrillator/Monitor (Grant)	114,000	9	-	-	-	
	N Drone	-	-	-	-	44,500	
	N EMS Equipment (St13)	-	-	-	270,000	-	
	N EMS Patient Care Simulator Manikins	-	175,000	-	-	-	
	N EMS Patient Transport Equipment	45,000	-	-	-	-	
	N EVT Shop Lift	-	-	70,000	-	-	
N/R	Fire Truck (9)	1,320,000	2	605,000	605,000	940,000	2,085,000
	R Fire Truck, Ladder (2)	-	1,250,000	1,250,000	-	-	
	R Fitness Equipment	20,500	20,500	20,500	20,500	-	
	R Hazmat Detection System (Grant)	110,000	60,000	170,000	-	75,000	
	R Hydraulic Rescue Tools (6)	-	-	-	-	273,000	
	N Outdoor Warning Sirens (10)	54,000	2	108,000	54,000	54,000	
	R Pump Training Module Upgrade	-	-	-	-	85,000	
	R Radios, Apparatus & Stations	36,500	36,500	36,500	36,500	36,500	
	R SCBA Equipment	-	-	750,000	750,000	-	
	R SCBA Cylinder w/ Stage Compressor	65,000	-	-	-	-	
	R SCBA Flowtesting System	15,000	-	-	-	-	
	N SCBA Helmet Washer	-	30,000	-	-	30,000	
	N SCBA Test Machine	-	20,000	-	-	-	

FIRE (CONT.)

Capital Program	2023	2024	2025	2026	2027
<i>R Sedan</i>	-	-	-	45,000	-
<i>R SUV (3)</i>	-	-	45,000	90,000	-
<i>R Trailer, Enclosed</i>	30,000	70,000	-	-	-
<i>R Trailer, Logistics</i>	-	-	-	30,000	-
<i>R Training Prop Replacement</i>	-	10,000	-	10,000	-
<i>R Truck, Aerial</i>	-	-	-	-	1,300,000
<i>R Truck</i>	75,000	-	-	150,000	60,000
<i>R USAR Vehicle</i>	-	260,000	-	-	-
<i>N USAR Dive Equipment</i>	70,000	-	-	70,000	-
<i>R Utility Vehicle (2)</i>	-	-	30,000	-	30,000
<i>R Van, TV</i>	-	-	40,000	-	-
Total Capital Equipment Program	\$ 2,489,000	\$ 2,867,500	\$ 3,270,000	\$ 2,511,000	\$ 4,360,000
Total Capital Program	\$ 2,489,000	\$ 3,117,500	\$ 3,820,000	\$ 6,011,000	\$ 4,860,000

SIoux FALLS CAPITAL IMPROVEMENT PROGRAM 2023-2027

PROJECT TITLE:

LAND ACQUISITION

PROJECT NO:

09008

DEPARTMENT:

Fire

DEPARTMENT PROJECT PRIORITY:

1

TOTAL PROJECT COST:

\$ 1,000,000

DESCRIPTION:

Land purchase for future planned stations based off growth, response and risk factors.

JUSTIFICATION:

Prudent land purchasing to ensure the appropriate area is identified and land is acquired to meet future infrastructure needs for emergency services in growing areas at a fair market value ahead of limited availability.

FUNDING SOURCES	2023	2024	2025	2026	2027	TOTAL
Sales Tax		250,000	250,000	500,000		1,000,000
						0
TOTAL	0	250,000	250,000	500,000	0	1,000,000

OPERATIONAL BUDGET IMPACT

No Impact

FIRE

SIoux FALLS CAPITAL IMPROVEMENT PROGRAM 2023-2027

PROJECT TITLE:

FIRE STATION #13

PROJECT NO:

09016

DEPARTMENT:

Fire

DEPARTMENT PROJECT PRIORITY:

2

TOTAL PROJECT COST:

\$ 3,300,000

DESCRIPTION:

Construction of Fire Station #13; design (25), construct (26).

JUSTIFICATION:

This project is related to the infrastructure needs for the existing and planned development in the city. This fire station is necessary to maintain adequate emergency response times and service levels to newly developed growth areas and current areas in the city. Equipment includes FF&E that may or may not be capitalized.

FUNDING SOURCES	2023	2024	2025	2026	2027	TOTAL
Sales Tax			300,000	3,000,000		3,300,000
						0
TOTAL	0	0	300,000	3,000,000	0	3,300,000

OPERATIONAL BUDGET IMPACT

Operating impact for a new location includes adding 15 FTE's with a total annual operating cost of approximately \$1.3 million. Currently the impact would be in 2026 with this plan.

FIRE

SIOUX FALLS CAPITAL IMPROVEMENT PROGRAM 2022-2026

PROJECT TITLE:

FIRE STATION #6 REBUILD

PROJECT NO:

DEPARTMENT:

DEPARTMENT PROJECT PRIORITY:

09020

Fire

3

TOTAL PROJECT COST:

\$ 500,000

DESCRIPTION:

Rebuild the current fire station at 41st Street and Marion Road. A new modern facility would be built to serve the Sioux Falls community for many years into the future from this location. Design (27).

JUSTIFICATION:

The fire station was built in 1976 and is in need of a major expansion and updating of systems to make it a safe and usable fire station for the next fifty years. The apparatus bays do not provide adequate space for safe parking, departure, or backing of apparatus with crews. The crew space for fitness is too small and there is no training or classroom space in the facility. The 41st St and Marion Rd. corridor is a hub of the west side and apparatus and crew expansion is needed at this location to serve the west side. The appartus and crew expansion to enhance services cannot be provided from the current facility.

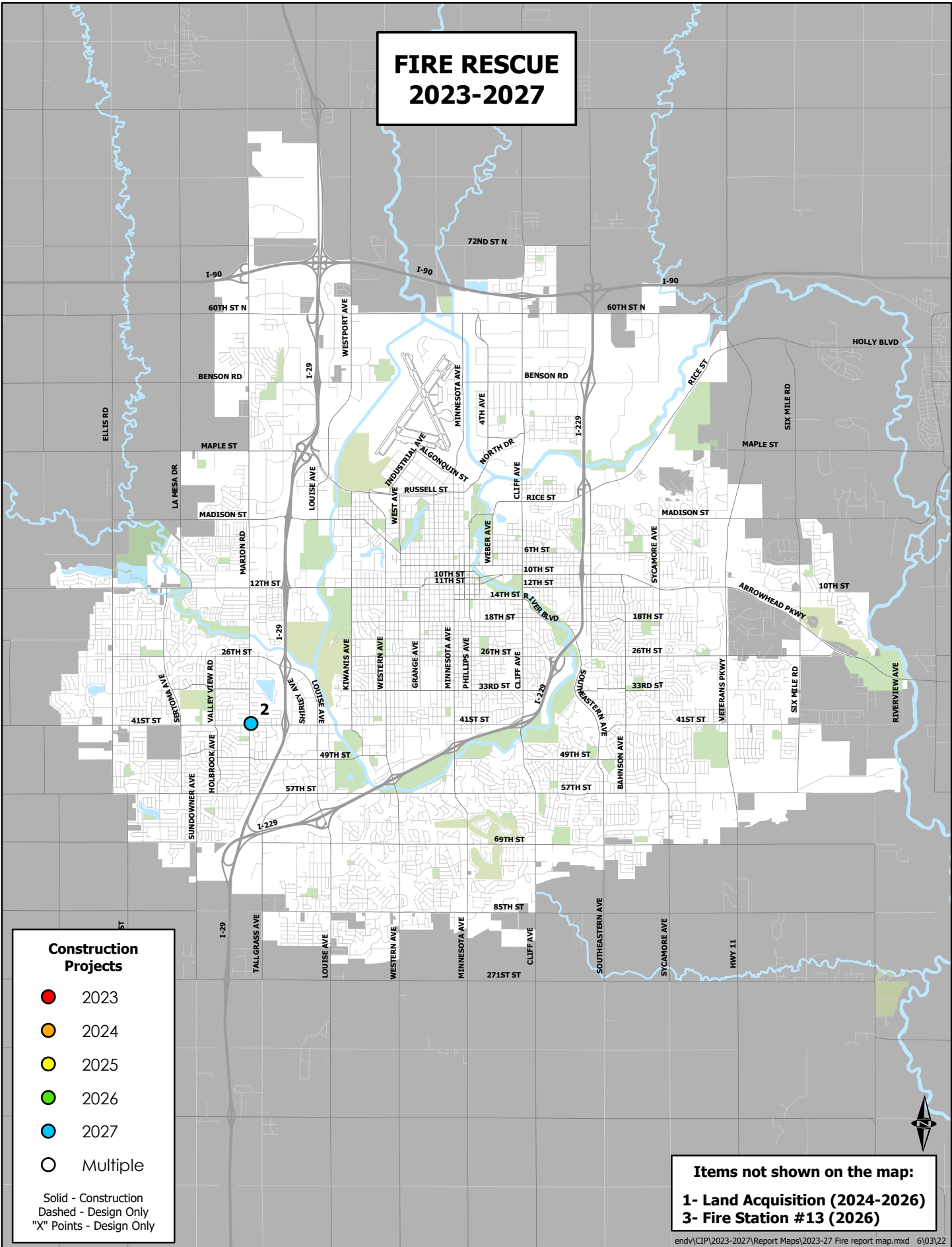
FIRE

FUNDING SOURCES	2023	2024	2025	2026	2027	TOTAL
Sales Tax					500,000	500,000
						0
TOTAL	0	0	0	0	500,000	500,000

OPERATIONAL BUDGET IMPACT

No Impact

FIRE RESCUE 2023-2027



Construction Projects

- 2023
- 2024
- 2025
- 2026
- 2027
- Multiple

Solid - Construction
Dashed - Design Only
"X" Points - Design Only

Items not shown on the map:

- 1- Land Acquisition (2024-2026)
- 3- Fire Station #13 (2026)

endv\CIP\2023-2027\Report Maps\2023-27 Fire report map.mxd 6/03/22

POLICE



2023	\$ 2.3M
2024	\$ 1.2M
2025	\$ 3.4M
2026	\$ 1.9M
2027	\$ 4.7M

\$13.5M

SALES/USE TAX FUND 253

	2023	2024	2025	2026	2027
Capital Program Sources					
<i>2nd Penny Sales Tax</i>	2,289,600	1,184,500	3,440,500	1,906,100	4,710,100
Total Capital Sources	\$ 2,289,600	\$ 1,184,500	\$ 3,440,500	\$ 1,906,100	\$ 4,710,100
Pg. Capital Improvement Projects					
63 <i>Westside Report to Work Station</i>	-	-	1,500,000	-	-
64 <i>Eastside Report to Work Station</i>	-	-	500,000	500,000	3,250,000
Total Capital Improvement Projects	\$ -	\$ -	\$ 2,000,000	\$ 500,000	\$ 3,250,000
Capital Equipment (R=Replace, N=New)					
<i>R Camera, In Car</i>	700,000	-	-	-	-
<i>N Drone</i>	7,600	-	-	-	-
<i>R Evidence Cabinet</i>	-	-	-	7,600	-
<i>R K-9 Dog (2)</i>	16,000	16,000	-	-	-
<i>N Key Tracer</i>	25,000	-	-	-	-
<i>R Motorcycle (4)</i>	36,000	36,000	-	-	-
<i>R Patrol Crossover, K9 (4)</i>	116,000	-	122,000	-	-
<i>R Patrol Crossover (68)</i>	1,028,000	1,055,000	1,200,000	1,240,000	1,421,600
<i>R Radios, (Mobile, Car)</i>	285,000	38,500	38,500	38,500	38,500
<i>R Sedan (8)</i>	76,000	39,000	80,000	120,000	-
Total Capital Equipment Program	\$ 2,289,600	\$ 1,184,500	\$ 1,440,500	\$ 1,406,100	\$ 1,460,100
Total Capital Program	\$ 2,289,600	\$ 1,184,500	\$ 3,440,500	\$ 1,906,100	\$ 4,710,100

PROJECT TITLE:

WESTSIDE REPORT TO WORK STATION

PROJECT NO:

10008

DEPARTMENT:

Police

DEPARTMENT PROJECT PRIORITY:

1

TOTAL PROJECT COST:

\$ 1,500,000

DESCRIPTION:

Westside Report to Work Station located at 4000 W 57th St. The city signed a 5-year lease/purchase for this property. This funding is for the purchase option at the end of the 5 year lease.

JUSTIFICATION:

The current Law Enforcement Center is staffed by 321 sworn and civilian staff members. The building is at capacity for staff. Parking space for police and personal vehicles are also at capacity. The property at 4000 W 57th St. is the ideal geographical location for the departments southwest report to work site. Approximately 20 officers, 7 patrol cars, 1 specialty vehicle and associated support equipment are based out of this location. The southwest location also provides a controlled area for officers to meet with victims and interview suspects.

POLICE

FUNDING SOURCES	2023	2024	2025	2026	2027	TOTAL
Sales Tax			1,500,000		0	1,500,000
						0
TOTAL	0	0	1,500,000	0	0	1,500,000

OPERATIONAL BUDGET IMPACT

No Impact

SIoux FALLS CAPITAL IMPROVEMENT PROGRAM 2023-2027

PROJECT TITLE:

EASTSIDE REPORT TO WORK STATION

PROJECT NO:

10007

DEPARTMENT:

Police

DEPARTMENT PROJECT PRIORITY:

2

TOTAL PROJECT COST:

\$ 4,250,000

DESCRIPTION:

Construct a 4,000-8,000 square foot southeast report to work location for the Sioux Falls Police Department. (Square footage is based on indoor vs outdoor parking). Location site is still to be determined.

JUSTIFICATION:

The current Law Enforcement Center is staffed by 321 sworn and civilian staff members. The building is at capacity for staff. Parking space for police vehicles and personal vehicles are also at capacity. The southeast location will move officers, patrol and personal vehicles to a new location freeing up much needed space at the Law Enforcement Center. The report to work location will allow officers to work out of their quadrant area without having to travel to the Law Enforcement Center (LEC). The southeast location will also provide a controlled area for officers to meet with victims and interview suspects.

POLICE

FUNDING SOURCES	2023	2024	2025	2026	2027	TOTAL
Sales Tax			500,000	500,000	3,250,000	4,250,000
						0
TOTAL	0	0	500,000	500,000	3,250,000	4,250,000

OPERATIONAL BUDGET IMPACT

Operational budget will be impacted by additional building service needs, cleaning, basic building repair etc.

GENERAL FACILITIES

2023	\$ 0.3M
2024	\$ 0.0M
2025	\$ 0.0M
2026	\$ 0.0M
2027	\$ 0.0M

\$0.3M

SALES/USE TAX FUND 253

GENERAL FACILITIES

Capital Program Sources	2023	2024	2025	2026	2027
<i>Sales Tax</i>	325,000	-	-	-	-
Total Capital Sources	\$ 325,000	\$ -	\$ -	\$ -	\$ -
Pg. Capital Improvement Projects					
⁶⁷ <i>Centralized Land Acquisition</i>	325,000	-	-	-	-
Total Capital Program	\$ 325,000	\$ -	\$ -	\$ -	\$ -

SIoux FALLS CAPITAL IMPROVEMENT PROGRAM 2023-2027

PROJECT TITLE:

CENTRALIZED LAND ACQUISITION

PROJECT NO:

06016

DEPARTMENT:

Centralized Facilities

DEPARTMENT PROJECT PRIORITY:

1

TOTAL PROJECT COST:

\$ 325,000

DESCRIPTION:

This project supports departmental efforts in strategic land acquisition. By enabling a flexible and timely response to land availability and changes in the real estate market, this project ensures the City's capacity to scale for future growth.

JUSTIFICATION:

Prudent and opportune land purchasing to ensure the City has the appropriate footprint on which to expand or construct current and future facilities and other capital investments.

GENERAL FACILITIES

FUNDING SOURCES	2023	2024	2025	2026	2027	TOTAL
Sales Tax	325,000					325,000
						0
TOTAL	325,000	0	0	0	0	325,000

OPERATIONAL BUDGET IMPACT

No Impact

COMMUNICATIONS

2023	\$ 0.4M
2024	\$ 0.2M
2025	\$ 0.2M
2026	\$ 0.0M
2027	\$ 0.09M

\$0.9M

SALES/USE TAX FUND 253

Capital Program	2023	2024	2025	2026	2027
Sources					
2nd Penny Sales Tax	402,500	160,000	195,000	15,000	90,000
Total Capital Sources	\$ 402,500	\$ 160,000	\$ 195,000	\$ 15,000	\$ 90,000
Capital Equipment (R=Replace, N=New)					
N Carnegie Presentation/Broadcast System	395,000	-	-	-	-
R City Link Studio Upgrade	-	160,000	35,000	7,500	40,000
R Drone (2)	7,500	-	-	7,500	-
R Editing System	-	-	70,000	-	-
R Print Shop Equipment	-	-	-	-	50,000
R Rebroadcast System	-	-	90,000	-	-
Total Capital Equipment Program	\$ 402,500	\$ 160,000	\$ 195,000	\$ 15,000	\$ 90,000
Total Capital Program	\$ 402,500	\$ 160,000	\$ 195,000	\$ 15,000	\$ 90,000

This page intentionally left blank.

PUBLIC HEALTH

2023	\$	0.1M
2024	\$	0.2M
2025	\$	0.1M
2026	\$	0.2M
2027	\$	0.0M

\$0.6M

SALES/USE TAX FUND 253

Capital Program

Sources

2nd Penny Sales Tax

2023	2024	2025	2026	2027
141,400	156,285	145,000	148,000	-

Total Capital Sources

\$ 141,400	\$ 156,285	\$ 145,000	\$ 148,000	\$ -
-------------------	-------------------	-------------------	-------------------	-------------

Capital Equipment (R=Replace, N=New)

R Analyzer, Chemistry
 R Analyzer, Hematology
 R Dental Chair (5)
 R Dental Tool Assistant
 R Laser, Dental
 R Lift Chair, ADA
 R Pickup, Vector (2)
 R Sprayer, ULV (9)
 R SUV
 R Vacuum System - Dental
 R X-Ray System
 R X-Ray System, Digital Pano
 R X-Ray, Dental Portable
 R X-Ray Machine/Tube

-	15,000	-	-	-
13,000	-	-	-	-
-	16,000	88,000	-	-
-	23,000	-	-	-
-	8,285	-	-	-
-	-	-	13,000	-
-	60,000	-	-	-
-	-	-	135,000	-
31,500	-	-	-	-
9,900	-	-	-	-
-	34,000	-	-	-
-	-	57,000	-	-
20,000	-	-	-	-
67,000	-	-	-	-

Total Capital Equipment Program

\$ 141,400	\$ 156,285	\$ 145,000	\$ 148,000	\$ -
-------------------	-------------------	-------------------	-------------------	-------------

Total Capital Program

\$ 141,400	\$ 156,285	\$ 145,000	\$ 148,000	\$ -
-------------------	-------------------	-------------------	-------------------	-------------

This page intentionally left blank.

SIouxLAND LIBRARIES

2023	\$ 1.0M
2024	\$ 1.0M
2025	\$ 0.8M
2026	\$ 1.0M
2027	\$ 0.9M

\$4.7M

SALES/USE TAX FUND 253

Capital Program Sources	2023	2024	2025	2026	2027
<i>2nd Penny Sales Tax</i>	925,400	972,500	790,000	920,000	830,000
<i>Minnehaha County</i>	60,000	60,000	60,000	60,000	60,000
Total Capital Sources	\$ 985,400	\$ 1,032,500	\$ 850,000	\$ 980,000	\$ 890,000
Capital Equipment (R=Replace, N=New)					
<i>N Library Print & AV Materials</i>	761,000	770,000	790,000	810,000	830,000
<i>N Library Print & AV Materials - County</i>	60,000	60,000	60,000	60,000	60,000
<i>R AV System</i>	48,000	-	-	-	-
<i>R Scanning Station (2)</i>	-	15,500	-	-	-
<i>R Scanner, Microfilm (2)</i>	16,400	-	-	-	-
<i>R Security Gates (5)</i>	-	72,000	-	-	-
<i>R Shelving</i>	100,000	-	-	110,000	-
<i>R Signs (2)</i>	-	40,000	-	-	-
<i>R Van, Courier</i>	-	75,000	-	-	-
Total Capital Equipment Program	\$ 985,400	\$ 1,032,500	\$ 850,000	\$ 980,000	\$ 890,000
Total Capital Program	\$ 985,400	\$ 1,032,500	\$ 850,000	\$ 980,000	\$ 890,000

This page intentionally left blank.

PLANNING AND DEVELOPMENT SERVICES

2023	\$ 0.1M
2024	\$ 0.04M
2025	\$ 0.04M
2026	\$ 0.04M
2027	\$ 0.60M

\$0.8M

SALES/USE TAX FUND 253

	2023	2024	2025	2026	2027
Capital Program Sources					
<i>2nd Penny Sales Tax</i>	135,000	35,000	40,000	40,000	640,000
Total Capital Sources	\$ 135,000	\$ 35,000	\$ 40,000	\$ 40,000	\$ 640,000
Pg. Capital Improvement Projects					
75 <i>Sculpture Walk</i>	35,000	35,000	40,000	40,000	40,000
76 <i>Core Façade Easement Program</i>	100,000	-	-	-	-
Total Capital Improvement Projects	\$ 135,000	\$ 35,000	\$ 40,000	\$ 40,000	\$ 40,000
Capital Equipment (R=Replace, N=New)					
<i>N Trolley</i>	-	-	-	-	600,000
Total Capital Equipment Program	\$ -	\$ -	\$ -	\$ -	\$ 600,000
Total Capital Program	\$ 135,000	\$ 35,000	\$ 40,000	\$ 40,000	\$ 640,000

SIoux FALLS CAPITAL IMPROVEMENT PROGRAM 2023-2027

PROJECT TITLE:

SCULPTURE WALK

PROJECT NO:

16001

DEPARTMENT:

Planning & Development Services

DEPARTMENT PROJECT PRIORITY:

1

TOTAL PROJECT COST:

\$ 190,000

DESCRIPTION:

Purchase People's Choice award sculpture.

JUSTIFICATION:

This project will beautify the community, improve the city's economy and promote tourism.

FUNDING SOURCES	2023	2024	2025	2026	2027	TOTAL
Sales Tax	35,000	35,000	40,000	40,000	40,000	190,000
						0
TOTAL	35,000	35,000	40,000	40,000	40,000	190,000

OPERATIONAL BUDGET IMPACT

No Impact

SIoux FALLS CAPITAL IMPROVEMENT PROGRAM 2023-2027

PROJECT TITLE:

CORE FACADE REVITALIZATION

PROJECT NO:

DEPARTMENT:

DEPARTMENT PROJECT PRIORITY:

16002

Planning & Development Services

2

TOTAL PROJECT COST:

\$ 100,000

DESCRIPTION:

Promote core revitalization by assisting rehabilitation efforts of buildings and structures through the acquisition and purchase of building facades and easements.

JUSTIFICATION:

To support sustained economic prosperity in the core of Sioux Falls.

FUNDING SOURCES	2023	2024	2025	2026	2027	TOTAL
Sales Tax	100,000					100,000
						0
TOTAL	100,000	0	0	0	0	100,000

OPERATIONAL BUDGET IMPACT

This page intentionally left blank.

ENTERTAINMENT VENUES

2023	\$ 6.3M
2024	\$ 5.2M
2025	\$ 7.0M
2026	\$ 1.7M
2027	\$ 1.9M

\$22.1M

ENTERTAINMENT TAX FUND 250

Capital Program	2023	2024	2025	2026	2027
Sources					
<i>Entertainment Tax</i>	6,271,000	5,131,000	7,030,000	1,712,000	1,910,000
Total Capital Sources	\$ 6,271,000	\$ 5,131,000	\$ 7,030,000	\$ 1,712,000	\$ 1,910,000
Pg. Capital Improvement Projects					
80 <i>Convention Center Building Improvements</i>	500,000	150,000	200,000	-	200,000
81 <i>Event Center Building Improvements</i>	375,000	925,000	550,000	300,000	1,000,000
82 <i>SF Stadium Improvements</i>	260,000	-	-	-	-
83 <i>Washington Pavilion Bldg Improvements</i>	775,000	1,530,000	1,000,000	715,000	-
84 <i>Orpheum Building Improvements</i>	650,000	105,000	1,050,000	-	-
Total Capital Improvement Projects	\$ 2,560,000	\$ 2,710,000	\$ 2,800,000	\$ 1,015,000	\$ 1,200,000
Capital Equipment (R=Replace, N=New)					
Arena	120,000	-	-	-	-
<i>R Truck</i>	120,000	-	-	-	-
Convention Center	680,000	191,000	50,000	-	-
<i>R Buffet Table</i>	50,000	-	-	-	-
<i>R Chairs, Banquet</i>	275,000	-	-	-	-
<i>R Banquet Carts (8)</i>	75,000	-	-	-	-
<i>R Dance Floor, Portable</i>	60,000	-	-	-	-
<i>R Floor Scrubber</i>	25,000	-	-	-	-
<i>R Forklift (2)</i>	45,000	-	50,000	-	-
<i>R Ice Machine</i>	-	24,000	-	-	-
<i>R Mixer</i>	-	13,000	-	-	-
<i>R Refrigerator/Freezer</i>	-	20,000	-	-	-
<i>R Roll Carpet</i>	150,000	-	-	-	-
<i>R Scrubber, Riding</i>	-	22,000	-	-	-
<i>R Skillet, Tilting</i>	-	20,000	-	-	-
<i>R Stages, Rolling</i>	-	70,000	-	-	-
<i>N Vertical Lift</i>	-	22,000	-	-	-
Event Center	1,190,000	1,430,000	3,825,000	357,000	320,000
<i>N AV Equipment</i>	-	150,000	-	-	-
<i>R Bobcat</i>	-	-	-	62,000	-
<i>R Chair Replacements</i>	200,000	-	-	-	-
<i>N Concession Equipment</i>	75,000	150,000	-	150,000	150,000
<i>R Ext Video Board Refurbishment</i>	250,000	-	-	-	-
<i>N Fire Suppression Building</i>	-	-	-	-	100,000

ENTERTAINMENT VENUES (CONT.)

Capital Program	2023	2024	2025	2026	2027
<i>R Fire Suppression (Hoods)</i>	-	-	-	115,000	-
<i>R Forklift</i>	45,000	-	-	-	-
<i>R Lift, Wheelchair</i>	-	-	-	30,000	-
<i>R Loader</i>	-	-	-	-	70,000
<i>R Chairs, Banquet</i>	70,000	-	-	-	-
<i>R Communication Equipment</i>	-	-	20,000	200,000	-
<i>N Dishwasher</i>	25,000	-	-	-	-
<i>N Forklift</i>	35,000	-	-	-	-
<i>R Hearing Loop</i>	-	-	-	-	150,000
<i>N KSDC Exhibits</i>	500,000	500,000	-	-	-
<i>R Laminator/Printer</i>	17,000	-	-	-	-
<i>R Network Equipment</i>	-	-	135,000	-	-
<i>R Orchestra Shell</i>	-	-	-	-	125,000
<i>R Oven, Steamer</i>	20,000	-	-	-	-
<i>N Pickup</i>	-	-	-	-	65,000
<i>R Phone System</i>	-	-	200,000	-	-
<i>R Security System</i>	-	-	-	80,000	-
<i>R Sound System - Belbas</i>	140,000	-	-	-	-
<i>R Sound System - Great Hall</i>	700,000	-	-	-	-
Orpheum Theater	65,000	300,000	-	-	50,000
<i>N Audio Equipment</i>	65,000	-	-	-	-
<i>N Network Equipment</i>	-	-	-	-	50,000
<i>R Stage Lighting</i>	-	300,000	-	-	-
Total Capital Equipment Program	\$ 3,711,000	\$ 2,421,000	\$ 4,230,000	\$ 697,000	\$ 710,000
Total Capital Program	\$ 6,271,000	\$ 5,131,000	\$ 7,030,000	\$ 1,712,000	\$ 1,910,000

SIoux FALLS CAPITAL IMPROVEMENT PROGRAM 2023-2027

PROJECT TITLE:

CONVENTION CENTER BUILDING IMPROVEMENTS

PROJECT NO:

13005

DEPARTMENT:

Events Complex/Convention Center

DEPARTMENT PROJECT PRIORITY:

1

TOTAL PROJECT COST:

\$ 1,050,000

DESCRIPTION:

Canopy Rehabilitation (23); Parking Lot Security Cameras (23); Digital Way Finding (24); Condenser Piping (25); Electrical Transformer (27).

JUSTIFICATION:

Canopy pillar pre-cast stone finish is original to the building is starting to fail. Parking lot security cameras need to be added to the parking lots to improve security. Digital way finding needs to be added to better advertise events and direct patrons in the facility. Condenser piping is original to the building and is starting to fail. The electrical transformer is original to the building and is approaching the end of it useful life.

FUNDING SOURCES	2023	2024	2025	2026	2027	TOTAL
Entertainment Tax	500,000	150,000	200,000		200,000	1,050,000
						0
TOTAL	500,000	150,000	200,000	0	200,000	1,050,000

OPERATIONAL BUDGET IMPACT

No Impact

SIoux FALLS CAPITAL IMPROVEMENT PROGRAM 2023-2027

PROJECT TITLE:

EVENT CENTER BUILDING IMPROVEMENTS

PROJECT NO:

13014

DEPARTMENT:

Events Complex/Event Center

DEPARTMENT PROJECT PRIORITY:

1

TOTAL PROJECT COST:

\$ 3,150,000

DESCRIPTION:

Lobby Lighting Upgrade (23); Vehicle Intrusion (23, 24); HVAC Improvements (23-26); Lighting Control Upgrade (24,25); Concourse Lighting Upgrade (27).

JUSTIFICATION:

Portions of the lighting control system are at end of life. Replacing with updated components will assure this critical system will continue to function properly and efficiently. HVAC improvement project will address issues with return and exhaust air movement in the bowl space during events as well as improve the temperature control in the building's entryway areas during weather extremes. Vehicle Intrusion project will establish preventative measures to protect patrons from a vehicle intrusion event at all main entrances. Current incandescent and florescent lighting fixtures will be upgraded to more efficient LED light fixtures throughout the building and provide significant energy savings.

FUNDING SOURCES	2023	2024	2025	2026	2027	TOTAL
Entertainment Tax	375,000	925,000	550,000	300,000	1,000,000	3,150,000
						0
TOTAL	375,000	925,000	550,000	300,000	1,000,000	3,150,000

OPERATIONAL BUDGET IMPACT

No Impact

SIoux FALLS CAPITAL IMPROVEMENT PROGRAM 2023-2027

PROJECT TITLE:

SIoux FALLS STADIUM IMPROVEMENTS

PROJECT NO:

13013

DEPARTMENT:

Entertainment Venues/SF Stadium

DEPARTMENT PROJECT PRIORITY:

1

TOTAL PROJECT COST:

\$ 260,000

DESCRIPTION:

Retaining Wall and Stadium Sound System (23).

JUSTIFICATION:

The left field retaining wall is starting to show signs of failure. The sound systems is over 20 years old and is becoming unreliable. A new sound system would bring reliability and enhance the fan experience.

FUNDING SOURCES	2023	2024	2025	2026	2027	TOTAL
Entertainment Tax	260,000					260,000
						0
TOTAL	260,000	0	0	0	0	260,000

OPERATIONAL BUDGET IMPACT

No Impact

ENTERTAINMENT VENUES

SIoux FALLS CAPITAL IMPROVEMENT PROGRAM 2023-2027

PROJECT TITLE:

WASHINGTON PAVILION BUILDING IMPROVEMENTS

PROJECT NO:

13003

DEPARTMENT:

Entertainment Venues - Washington Pavilion

DEPARTMENT PROJECT PRIORITY:

1

TOTAL PROJECT COST:

\$ 4,020,000

DESCRIPTION:

HVAC Upgrades (23,24,27); Lighting Upgrades (23-25); Bathroom Remodel (23-25); PA System Replacement (23); VAC Acoustical Improvements (23); Outdoor Playground (23), Garage Expansion (24,25); Pit Elevator (25,26); Hood System for Science Center (26).

JUSTIFICATION:

2015 independent building analysis report identified four main areas to maintain effective and efficient operations of the facility. The analysis primarily focused on building, mechanical, electrical and structural improvements and provides a road map for building improvements and replacement of aging systems that are at the end of their useful life with more efficient systems. Current incandescent and florescent lighting fixtures will be upgraded to more efficient LED light fixtures throughout the building and provide significant energy savings. Adding acoustical tiles in the Everest Gallery will improve the experience for all guests. All the public bathrooms need to be remodeled and reconfigured to meet the new ADA requirements. A garage expansion is needed to store newly acquired grounds equipment. HVAC system for the art storage room is approaching the end of its life and needs to be replaced. Sound System equipment is at the end of its life in the Mary Sommervold and Belbas Halls and will be replaced with new systems to enhance the patron experience.

FUNDING SOURCES	2023	2024	2025	2026	2027	TOTAL
Entertainment Tax	775,000	1,530,000	1,000,000	715,000		4,020,000
						0
TOTAL	775,000	1,530,000	1,000,000	715,000	0	4,020,000

OPERATIONAL BUDGET IMPACT

No Impact

ENTERTAINMENT VENUES

SIoux FALLS CAPITAL IMPROVEMENT PROGRAM 2023-2027

PROJECT TITLE:

ORPHEUM BUILDING IMPROVEMENTS

PROJECT NO:

DEPARTMENT:

DEPARTMENT PROJECT PRIORITY:

13002

Entertainment Venues - Orpheum

1

TOTAL PROJECT COST:

\$ 1,805,000

DESCRIPTION:

Lobby/Front Entrance Restroom Restoration (23), Digital Marquee (23), Front Entrance Improvements (24,25); Theater Lighting System (24,25), Concessions/Lobby Restoration (25).

JUSTIFICATION:

The original lobby entrance and restrooms are in need of renovation. This area of the building was not renovated when the City purchased the building. The bathrooms will be renovated with modern fixtures and equipment, the lobby will be remodeled with new flooring and refinished doors. A digital Marquee will be added to the Zabel portion of the building to better advertise the performance playing at the Orpheum. The Theater lighting system is at the end of its life and is becoming problematic. A new LED Theater Lighting System is proposed. Concession/Lobby restoration to improve circulation and update the entry experience.

FUNDING SOURCES	2023	2024	2025	2026	2027	TOTAL
Entertainment Tax	650,000	105,000	1,050,000			1,805,000
						0
TOTAL	650,000	105,000	1,050,000	0	0	1,805,000

OPERATIONAL BUDGET IMPACT

No Impact

ENTERTAINMENT VENUES

This page intentionally left blank.

TRANSIT



2023	\$ 0.4M
2024	\$ 1.6M
2025	\$ 0.1M
2026	\$ 0.2M
2027	\$ 7.2M

\$9.5M

TRANSIT FUND 268

Capital Program	2023	2024	2025	2026	2027
Sources					
<i>Transit Fund</i>	400,000	1,640,000	100,000	153,500	7,180,000
Total Capital Sources	\$ 400,000	\$ 1,640,000	\$ 100,000	\$ 153,500	\$ 7,180,000
Capital Equipment (R=Replace, N=New)					
<i>R Bus, Fixed Route (5)</i>	-	-	-	-	4,500,000
<i>R Bus, Paratransit (21)</i>	-	1,540,000	-	-	2,580,000
<i>N/R Cameras, In Bus</i>	250,000	-	-	-	-
<i>R Pickup</i>	-	-	-	53,500	-
<i>N/R Servers/Cradlepoints</i>	50,000	-	-	-	-
<i>R Shelters, Bus</i>	100,000	100,000	100,000	100,000	100,000
Total Capital Equipment Program	\$ 400,000	\$ 1,640,000	\$ 100,000	\$ 153,500	\$ 7,180,000
Total Capital Program	\$ 400,000	\$ 1,640,000	\$ 100,000	\$ 153,500	\$ 7,180,000

This page intentionally left blank.

STORM DRAINAGE



2023	\$ 11.2M
2024	\$ 8.7M
2025	\$ 12.1M
2026	\$ 10.5M
2027	\$ 9.0M

\$51.5M

STORM DRAINAGE FUND 272

Capital Program Sources	2023	2024	2025	2026	2027
<i>Drainage Fees</i>	11,240,000	8,720,000	8,514,000	10,429,000	9,001,000
<i>State Loans</i>	-	-	3,600,000	-	-
Total Capital Sources	\$ 11,240,000	\$ 8,720,000	\$ 12,114,000	\$ 10,429,000	\$ 9,001,000
Pg. Capital Improvement Projects					
89 <i>Drainage Improvements in Developing Areas</i>	4,400,000	1,480,000	2,780,000	2,130,000	3,230,000
90 <i>Sump Pump Collection Systems</i>	500,000	500,000	500,000	500,000	500,000
91 <i>Unforeseen Drainage Improvements</i>	330,000	340,000	350,000	360,000	370,000
92 <i>Drainage Improvements in Existing Areas</i>	2,430,000	1,400,000	3,982,000	2,350,000	1,810,000
93 <i>Regional Stormwater Analysis and Improvements</i>	2,030,000	3,160,000	2,820,000	960,000	980,000
94 <i>Flood Control System Improvements</i>	270,000	280,000	292,000	304,000	316,000
95 <i>Covell Area Basin Drainage Improvements</i>	25,000	50,000	50,000	575,000	75,000
96 <i>Land Acquisition for Drainage Projects</i>	490,000	630,000	660,000	2,540,000	1,010,000
Other Public Works Projects					
14 <i>Arterial Street Improvements</i>	600,000	620,000	620,000	650,000	650,000
129 <i>Sanitary Pipe Lining Program</i>	60,000	60,000	60,000	60,000	60,000
Total Capital Improvement Projects	\$ 11,135,000	\$ 8,520,000	\$ 12,114,000	\$ 10,429,000	\$ 9,001,000
Capital Equipment (R=Replace, N=New)					
<i>N SCDA Equipment</i>	50,000	-	-	-	-
<i>R Truck, Dump</i>	-	200,000	-	-	-
<i>N Utility Vehicle</i>	30,000	-	-	-	-
<i>N Wood Chipper</i>	25,000	-	-	-	-
Total Capital Equipment Program	\$ 105,000	\$ 200,000	\$ -	\$ -	\$ -
Total Capital Program	\$ 11,240,000	\$ 8,720,000	\$ 12,114,000	\$ 10,429,000	\$ 9,001,000

SIoux FALLS CAPITAL IMPROVEMENT PROGRAM 2023-2027

PROJECT TITLE:

DRAINAGE IMPROVEMENTS IN DEVELOPING AREAS

PROJECT NO:

11020

DEPARTMENT:

Storm Drainage

DEPARTMENT PROJECT PRIORITY:

1

TOTAL PROJECT COST:

\$ 14,413,000

DESCRIPTION:

Drainage improvements in developing areas.

JUSTIFICATION:

This project is to fund the construction, engineering, and land for Regional Best Management Practices (BMP) stormwater facilities, oversized storm sewer, oversized reimbursements and oversizing of culverts for development drainage. This project also includes realignment of sanitary sewer with the construction of new BMPs.

FUNDING SOURCES	2023	2024	2025	2026	2027	TOTAL
Drainage Fees	4,400,000	1,480,000	2,780,000	2,130,000	3,230,000	14,020,000
User Fees/Sanitary Sewer	243,000			150,000		393,000
TOTAL	4,643,000	1,480,000	2,780,000	2,280,000	3,230,000	14,413,000

OPERATIONAL BUDGET IMPACT

\$511/Inch Diameter Mile for Piping Systems and \$840/Acre for Surface Treatments

SIoux FALLS CAPITAL IMPROVEMENT PROGRAM 2023-2027

PROJECT TITLE:

SUMP PUMP COLLECTION SYSTEMS

PROJECT NO:

11021

DEPARTMENT:

Storm Drainage

DEPARTMENT PROJECT PRIORITY:

2

TOTAL PROJECT COST:

\$ 2,500,000

DESCRIPTION:

Sump pump collection system retrofits at various locations and material reimbursements for new developments.

JUSTIFICATION:

This project is intended to retrofit existing urbanized areas with sump pump collection systems to reduce icing, ponding and soil saturation conditions resulting from surface discharge of groundwater collection from foundations.

FUNDING SOURCES	2023	2024	2025	2026	2027	TOTAL
Drainage Fees	500,000	500,000	500,000	500,000	500,000	2,500,000
						0
TOTAL	500,000	500,000	500,000	500,000	500,000	2,500,000

OPERATIONAL BUDGET IMPACT

\$511/Inch Diameter Mile for Piping Systems and \$840/Acre for Surface Treatments

STORM DRAINAGE

SIoux FALLS CAPITAL IMPROVEMENT PROGRAM 2023-2027

PROJECT TITLE:

UNFORESEEN DRAINAGE IMPROVEMENTS

PROJECT NO:

11022

DEPARTMENT:

Storm Drainage

DEPARTMENT PROJECT PRIORITY:

3

TOTAL PROJECT COST:

\$ 1,750,000

DESCRIPTION:

Unforeseen drainage improvements in drainage facilities.

JUSTIFICATION:

This project is to cover costs of unforeseen drainage improvements that need immediate attention.

FUNDING SOURCES	2023	2024	2025	2026	2027	TOTAL
Drainage Fees	330,000	340,000	350,000	360,000	370,000	1,750,000
						0
TOTAL	330,000	340,000	350,000	360,000	370,000	1,750,000

OPERATIONAL BUDGET IMPACT

\$511/Inch Diameter Mile for Piping Systems and \$840/Acre for Surface Treatments

STORM DRAINAGE

SIoux FALLS CAPITAL IMPROVEMENT PROGRAM 2023-2027

PROJECT TITLE:

DRAINAGE IMPROVEMENTS IN EXISTING AREAS

PROJECT NO:

11023

DEPARTMENT:

Storm Drainage

DEPARTMENT PROJECT PRIORITY:

4

TOTAL PROJECT COST:

\$ 15,616,000

DESCRIPTION:

Drainage improvements in existing areas, neighborhoods, major conveyance systems, ongoing overflow swale, slope and channel bottom repairs to miscellaneous drainage properties throughout the City.

JUSTIFICATION:

This project is to fund the construction of drainage improvements for conveyance and storage capacity for flood events in existing neighborhoods and to repair existing drainage channels/areas.

STORM DRAINAGE

FUNDING SOURCES	2023	2024	2025	2026	2027	TOTAL
Sales Tax	250,000	275,000	300,000	325,000	350,000	1,500,000
Drainage Fees	2,430,000	1,400,000	382,000	2,350,000	1,810,000	8,372,000
State Loans			3,600,000			3,600,000
User Fees/Water	25,000	400,000	550,000	25,000	25,000	1,025,000
User Fees/Sanitary Sewer	280,000	200,000	206,000	213,000	220,000	1,119,000
						0
						0
TOTAL	2,985,000	2,275,000	5,038,000	2,913,000	2,405,000	15,616,000

OPERATIONAL BUDGET IMPACT

\$511/Inch Diameter Mile for Piping Systems and \$840/Acre for Surface Treatments

SIoux FALLS CAPITAL IMPROVEMENT PROGRAM 2023-2027

PROJECT TITLE:

REGIONAL STORM WATER ANALYSIS/ IMPROVEMENTS

PROJECT NO:

11087

DEPARTMENT:

Storm Drainage

DEPARTMENT PROJECT PRIORITY:

5

TOTAL PROJECT COST:

\$ 9,950,000

DESCRIPTION:

Detailed storm water analysis of watersheds, design and construction of proposed improvements.

JUSTIFICATION:

This project is needed to fund drainage improvements identified as a result of Regional Storm Water Analysis.

FUNDING SOURCES	2023	2024	2025	2026	2027	TOTAL
Drainage Fees	2,030,000	3,160,000	2,820,000	960,000	980,000	9,950,000
						0
TOTAL	2,030,000	3,160,000	2,820,000	960,000	980,000	9,950,000

OPERATIONAL BUDGET IMPACT

\$511/Inch Diameter Mile for Piping Systems and \$840/Acre for Surface Treatments

SIoux FALLS CAPITAL IMPROVEMENT PROGRAM 2023-2027

PROJECT TITLE:

FLOOD CONTROL SYSTEM IMPROVEMENTS

PROJECT NO:

11078

DEPARTMENT:

Storm Drainage

DEPARTMENT PROJECT PRIORITY:

6

TOTAL PROJECT COST:

\$ 1,462,000

DESCRIPTION:

Improvements based on Federal requirements from the Corps of Engineers inspection of the levee.

JUSTIFICATION:

These improvements to the City's flood control system are required by the Corps of Engineers from their annual and periodic inspections. The major improvements are replacements of aging outfall structures and updating them to current standards.

FUNDING SOURCES	2023	2024	2025	2026	2027	TOTAL
Drainage Fees	270,000	280,000	292,000	304,000	316,000	1,462,000
						0
TOTAL	270,000	280,000	292,000	304,000	316,000	1,462,000

OPERATIONAL BUDGET IMPACT

\$511/Inch Diameter Mile for Piping Systems and \$840/Acre for Surface Treatments

STORM DRAINAGE

SIoux FALLS CAPITAL IMPROVEMENT PROGRAM 2023-2027

PROJECT TITLE:

COVELL AREA BASIN DRAINAGE IMPROVEMENTS

PROJECT NO:

11026

DEPARTMENT:

Storm Drainage

DEPARTMENT PROJECT PRIORITY:

7

TOTAL PROJECT COST:

\$ 775,000

DESCRIPTION:

Drainage improvements in the Covell Avenue Basin and other locations.

JUSTIFICATION:

This project is necessary following the completion of a study to identify drainage needs in the area along Covell Avenue and Lake Avenue from 26th Street to 37th Street. This project will utilize State Revolving Fund (SRF) Non Point Source (NPS) funds to improve the water quality of surface drainage.

FUNDING SOURCES	2023	2024	2025	2026	2027	TOTAL
Drainage Fees	25,000	50,000	50,000	575,000	75,000	775,000
						0
TOTAL	25,000	50,000	50,000	575,000	75,000	775,000

OPERATIONAL BUDGET IMPACT

\$511/Inch Diameter Mile for Piping Systems and \$840/Acre for Surface Treatments

SIoux FALLS CAPITAL IMPROVEMENT PROGRAM 2023-2027

PROJECT TITLE:

LAND ACQUISITION FOR DRAINAGE PROJECTS

PROJECT NO:

11121

DEPARTMENT:

Storm Drainage

DEPARTMENT PROJECT PRIORITY:

8

TOTAL PROJECT COST:

\$ 5,330,000

DESCRIPTION:

Land acquisition for drainage projects.

JUSTIFICATION:

This project is needed for preserving land in support of drainage improvements identified in the program.

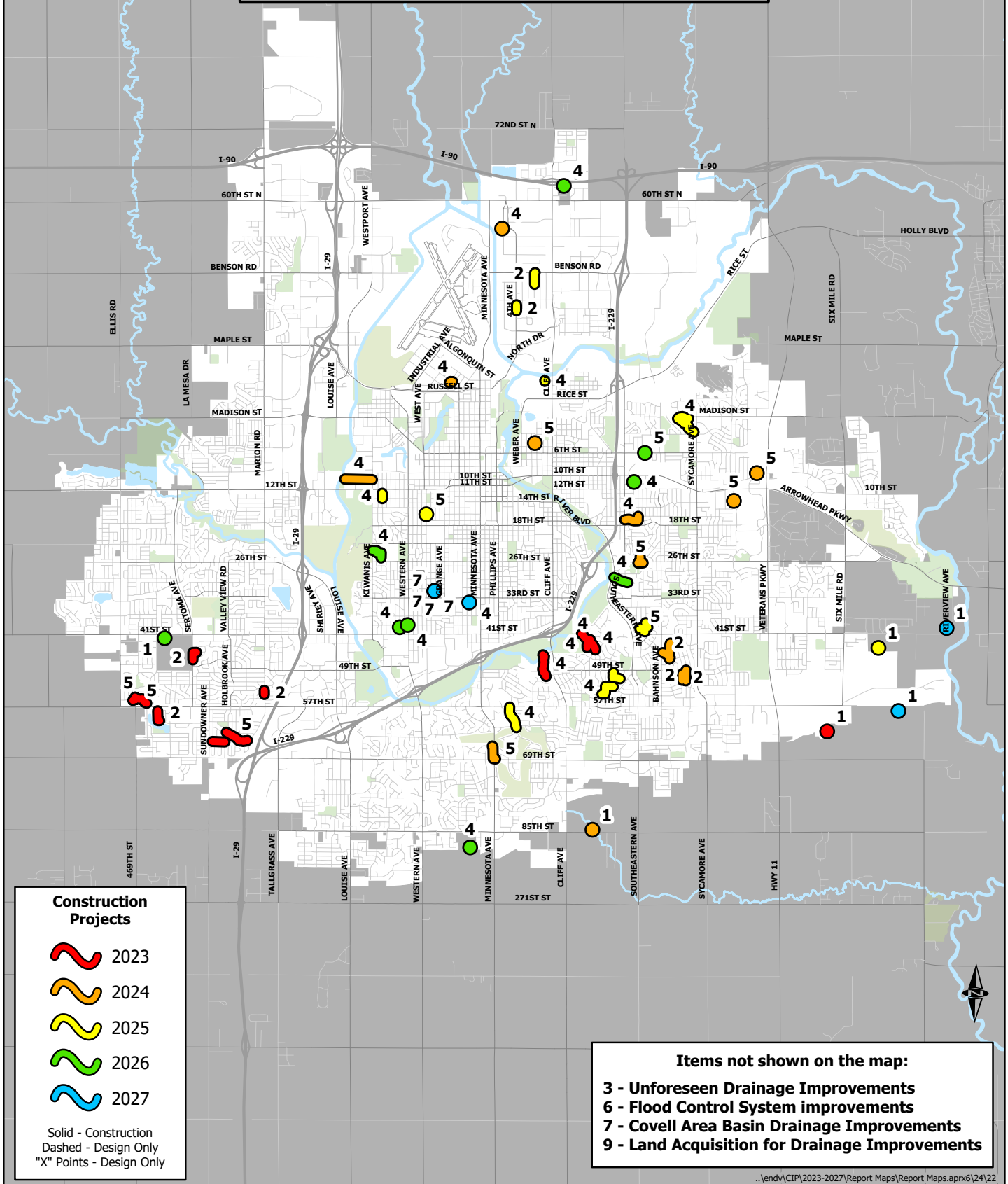
FUNDING SOURCES	2023	2024	2025	2026	2027	TOTAL
Drainage Fees	490,000	630,000	660,000	2,540,000	1,010,000	5,330,000
						0
TOTAL	490,000	630,000	660,000	2,540,000	1,010,000	5,330,000

OPERATIONAL BUDGET IMPACT

\$511/Inch Diameter Mile for Piping Systems and \$840/Acre for Surface Treatments

STORM DRAINAGE

Highways & Streets / Storm Drainage 2023-2027



Construction Projects

- 2023
- 2024
- 2025
- 2026
- 2027

Solid - Construction
Dashed - Design Only
"X" Points - Design Only

Items not shown on the map:

- 3 - Unforeseen Drainage Improvements
- 6 - Flood Control System improvements
- 7 - Covell Area Basin Drainage Improvements
- 9 - Land Acquisition for Drainage Improvements

..\\ndv\CIP\2023-2027\Report Maps\Report Maps.aprx6\24\22

POWER AND DISTRIBUTION

2023	\$ 1.5M
2024	\$ 4.3M
2025	\$ 1.1M
2026	\$ 1.5M
2027	\$ 1.6M

\$10.0M

ENTERPRISE FUND 656

Capital Program Sources	2023	2024	2025	2026	2027
<i>User Fees</i>	1,471,000	4,322,500	1,100,000	1,520,000	1,590,000
Total Capital Sources	\$ 1,471,000	\$ 4,322,500	\$ 1,100,000	\$ 1,520,000	\$ 1,590,000
Pg. Capital Improvement Projects					
99 <i>Unforeseen Electrical System Replacement</i>	280,000	280,000	300,000	320,000	340,000
100 <i>Circuit Improvements</i>	550,000	600,000	600,000	950,000	950,000
101 <i>Lights and Power Campus Enhancements</i>	250,000	3,100,000	-	-	-
102 <i>Pole Improvements Program</i>	200,000	200,000	200,000	250,000	300,000
Total Capital Improvement Projects	\$ 1,280,000	\$ 4,180,000	\$ 1,100,000	\$ 1,520,000	\$ 1,590,000
Capital Equipment (R=Replace, N=New)					
<i>N Forklift</i>	55,000	-	-	-	-
<i>N Skidloader</i>	-	62,500	-	-	-
<i>N Trailer, Wire</i>	100,000	-	-	-	-
<i>N/R Trailer (2)</i>	36,000	-	-	-	-
<i>N Truck</i>	-	80,000	-	-	-
Total Capital Equipment Program	\$ 191,000	\$ 142,500	\$ -	\$ -	\$ -
Total Capital Program	\$ 1,471,000	\$ 4,322,500	\$ 1,100,000	\$ 1,520,000	\$ 1,590,000

SIoux FALLS CAPITAL IMPROVEMENT PROGRAM 2023-2027

PROJECT TITLE:

UNFORESEEN ELECTRICAL SYSTEM REPLACEMENT

PROJECT NO:

DEPARTMENT:

DEPARTMENT PROJECT PRIORITY:

20001

Power and Distribution

1

TOTAL PROJECT COST:

\$ 1,520,000

DESCRIPTION:

Unforeseen replacement of underground primary feed lines, equipment, transformers, and new electric services.

JUSTIFICATION:

The project will replace thirty year old underground primary wire before failures and for construction necessary to provide electric service for new customers.

POWER & DISTRIBUTION

FUNDING SOURCES	2023	2024	2025	2026	2027	TOTAL
User Fees	280,000	280,000	300,000	320,000	340,000	1,520,000
						0
TOTAL	280,000	280,000	300,000	320,000	340,000	1,520,000

OPERATIONAL BUDGET IMPACT

Increase in revenue

SIoux FALLS CAPITAL IMPROVEMENT PROGRAM 2023-2027

PROJECT TITLE:

CIRCUIT IMPROVEMENTS

PROJECT NO:	DEPARTMENT:	DEPARTMENT PROJECT PRIORITY:
20002	Power and Distribution	2

TOTAL PROJECT COST:

\$ 3,650,000

DESCRIPTION:

System reconstruction various locations, overhead to underground circuits, design and construct (23-25); Elm Street transformer, design and construct (25); Elm Street Breakers, design (26-27).

JUSTIFICATION:

Circuit improvements were identified in the 2015 Electric Light Master Plan to be constructed to improve reliability and switching ability.

FUNDING SOURCES	2023	2024	2025	2026	2027	TOTAL
User Fees	550,000	600,000	600,000	950,000	950,000	3,650,000
						0
TOTAL	550,000	600,000	600,000	950,000	950,000	3,650,000

OPERATIONAL BUDGET IMPACT

\$1,000 per year

POWER & DISTRIBUTION

SIoux FALLS CAPITAL IMPROVEMENT PROGRAM 2023-2027

PROJECT TITLE:

LIGHT AND POWER CAMPUS ENHANCEMENTS

PROJECT NO:

DEPARTMENT:

DEPARTMENT PROJECT PRIORITY:

20005

Power and Distribution

3

TOTAL PROJECT COST:

\$ 6,900,000

DESCRIPTION:

Construction of a new joint Lights/Traffic office and garage buildings; grading site work (23); building, construct (24).

JUSTIFICATION:

This project will construction a new joint Lights/Traffic building to include offices, sign room, lights, traffic, and signal workstations, and garage space.

POWER & DISTRIBUTION

FUNDING SOURCES	2023	2024	2025	2026	2027	TOTAL
User Fees	250,000	3,100,000				3,350,000
User Fees/Sanitary Sewer		300,000				300,000
Sales Tax	250,000	3,000,000				3,250,000
						0
TOTAL	500,000	6,400,000	0	0	0	6,900,000

OPERATIONAL BUDGET IMPACT

\$75,000 per year

SIoux FALLS CAPITAL IMPROVEMENT PROGRAM 2023-2027

PROJECT TITLE:

POLE IMPROVEMENT PROGRAM

PROJECT NO:

20006

DEPARTMENT:

Power and Distribution

DEPARTMENT PROJECT PRIORITY:

4

TOTAL PROJECT COST:

\$ 1,150,000

DESCRIPTION:

Rehabilitation and/or replacement of power poles.

JUSTIFICATION:

This project is needed to address the aged infrastructure of wood Power poles. Poles will be tested to determine if the pole should be rehabilitated or replaced. This program will extend the life the asset.

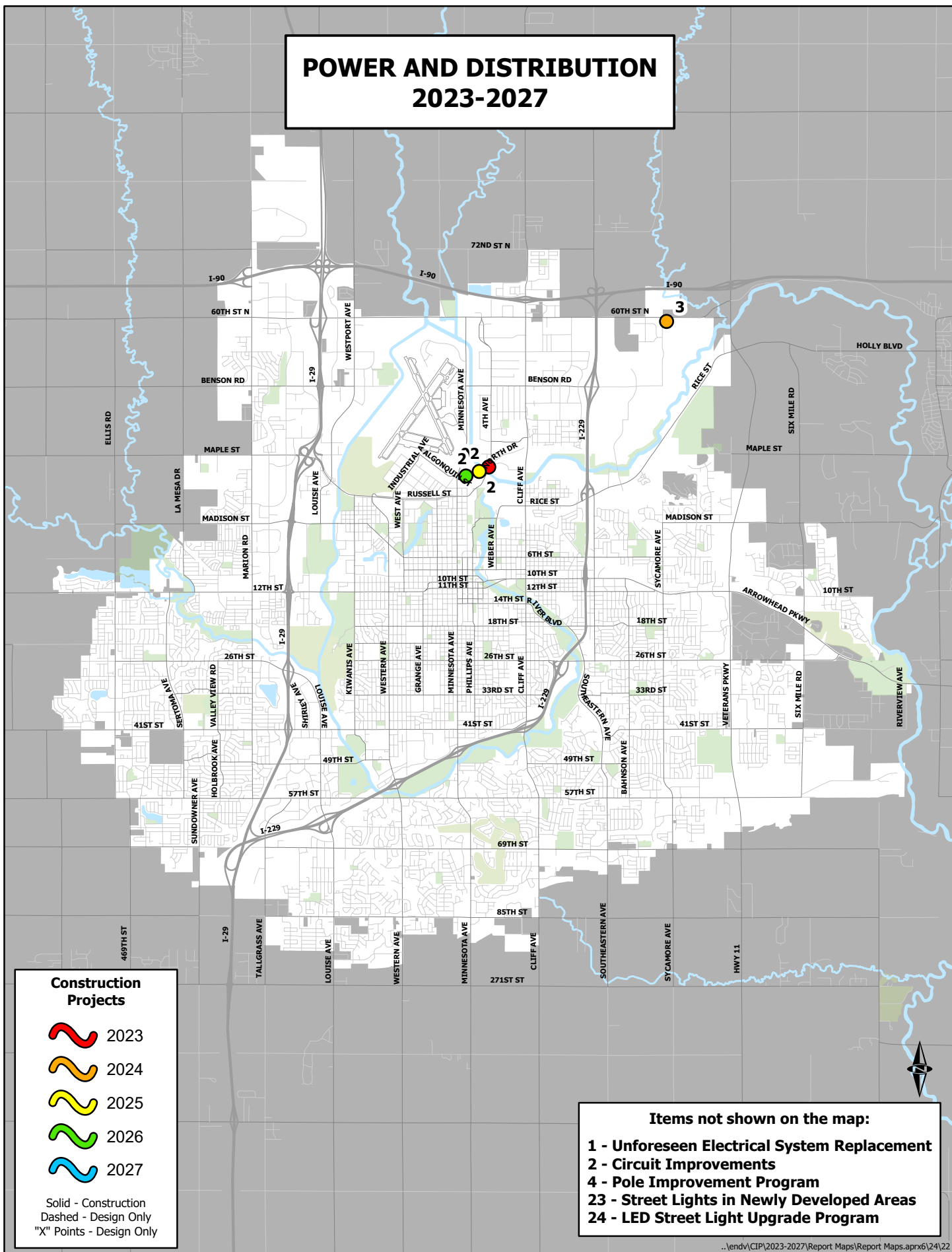
FUNDING SOURCES	2023	2024	2025	2026	2027	TOTAL
User Fees	200,000	200,000	200,000	250,000	300,000	1,150,000
						0
TOTAL	200,000	200,000	200,000	250,000	300,000	1,150,000

OPERATIONAL BUDGET IMPACT






\$10,000 per year

POWER & DISTRIBUTION

POWER AND DISTRIBUTION 2023-2027



Construction Projects

-  2023
-  2024
-  2025
-  2026
-  2027

Solid - Construction
Dashed - Design Only
"X" Points - Design Only

Items not shown on the map:

- 1 - Unforeseen Electrical System Replacement
- 2 - Circuit Improvements
- 4 - Pole Improvement Program
- 23 - Street Lights in Newly Developed Areas
- 24 - LED Street Light Upgrade Program

PUBLIC PARKING

2023	\$	0.2M
2024	\$	0.2M
2025	\$	0.1M
2026	\$	0.1M
2027	\$	0.1M

\$0.7M

ENTERPRISE FUND 665

	2023	2024	2025	2026	2027
Capital Program Sources					
<i>User Fees</i>	165,000	189,000	119,000	169,000	80,000
Total Capital Sources	\$ 165,000	\$ 189,000	\$ 119,000	\$ 169,000	\$ 80,000
Pg. Capital Improvement Projects					
105 <i>Parking Lot & Ramp Improvements</i>	65,000	75,000	80,000	80,000	80,000
Total Capital Improvement Projects	\$ 65,000	\$ 75,000	\$ 80,000	\$ 80,000	\$ 80,000
Capital Equipment (R=Replace, N=New)					
<i>R Pickup-Plow/Custom Bed</i>	-	55,000	-	-	-
<i>R Pickup (2)</i>	-	-	39,000	45,000	-
<i>R Scooter, Mobility</i>	-	14,000	-	-	-
<i>R Sign (2)</i>	-	-	-	44,000	-
<i>R SUV</i>	-	45,000	-	-	-
<i>R Sweeper</i>	55,000	-	-	-	-
<i>R Utility Vehicle</i>	45,000	-	-	-	-
Total Capital Equipment Program	\$ 100,000	\$ 114,000	\$ 39,000	\$ 89,000	\$ -
Total Capital Program	\$ 165,000	\$ 189,000	\$ 119,000	\$ 169,000	\$ 80,000

SIoux FALLS CAPITAL IMPROVEMENT PROGRAM 2023-2027

PROJECT TITLE:

PARKING LOT & RAMP IMPROVEMENTS

PROJECT NO:

19001

DEPARTMENT:

Public Parking

DEPARTMENT PROJECT PRIORITY:

1

TOTAL PROJECT COST:

\$ 380,000

DESCRIPTION:

This project will accommodate unanticipated capital expenses such as landscape upgrades, unplanned facilities upgrades or changes due to new operational needs.

JUSTIFICATION:

This project will accommodate unanticipated capital improvements.

PUBLIC PARKING

FUNDING SOURCES	2023	2024	2025	2026	2027	TOTAL
User Fees	65,000	75,000	80,000	80,000	80,000	380,000
						0
TOTAL	65,000	75,000	80,000	80,000	80,000	380,000

OPERATIONAL BUDGET IMPACT

No Impact

SANITARY LANDFILL



2023	\$ 7.1M
2024	\$ 1.4M
2025	\$ 1.5M
2026	\$ 4.2M
2027	\$ 6.0M

\$20.2M

ENTERPRISE FUND 666

Capital Program Sources		2023	2024	2025	2026	2027
User Fees		7,133,000	1,445,000	1,500,000	4,158,000	5,970,000
Total Capital Sources		\$ 7,133,000	\$ 1,445,000	\$ 1,500,000	\$ 4,158,000	\$ 5,970,000
Pg.	Capital Improvement Projects					
107	Leachate Recirculation/Gas Infrastructure	825,000	320,000	345,000	425,000	435,000
108	Land Acquisition	200,000	200,000	200,000	200,000	200,000
109	Perimeter Control and Fencing	25,000	25,000	25,000	25,000	30,000
110	Building and Site Improvements	4,100,000	500,000	500,000	200,000	350,000
111	Wetland and Drainage Way Improvements	795,000	-	-	-	-
112	Sanitary Landfill Expansion	-	-	-	2,890,000	4,515,000
113	Landfill Closure	770,000	-	-	-	-
Total Capital Improvement Projects		\$ 6,715,000	\$ 1,045,000	\$ 1,070,000	\$ 3,740,000	\$ 5,530,000
Capital Equipment (R=Replace, N=New)						
	R Compressor, Air	-	-	30,000	-	-
	N Sign, Message (2)	18,000	-	-	18,000	-
	R SCADA Equipment	400,000	400,000	400,000	400,000	400,000
	R Trash Pump (2)	-	-	-	-	40,000
Total Capital Equipment Program		\$ 418,000	\$ 400,000	\$ 430,000	\$ 418,000	\$ 440,000
Total Capital Program		\$ 7,133,000	\$ 1,445,000	\$ 1,500,000	\$ 4,158,000	\$ 5,970,000

PROJECT TITLE:

LEACHATE RECIRCULATION/GAS INFRASTRUCTURE

PROJECT NO:

DEPARTMENT:

DEPARTMENT PROJECT PRIORITY:

21001

Sanitary Landfill

1

TOTAL PROJECT COST:

\$ 2,350,000

DESCRIPTION:

Leachate recirculation infrastructure and laterals for West Municipal Solid Waste (MSW) Area for Cells 2 3, and 4. Installation of gas collection system piping.

JUSTIFICATION:

Leachate recirculation will increase the life of the landfill by increasing waste settlement. The gas collection system will capture and increase landfill gas generation.

SANITARY LANDFILL

FUNDING SOURCES	2023	2024	2025	2026	2027	TOTAL
User Fees	825,000	320,000	345,000	425,000	435,000	2,350,000
						0
TOTAL	825,000	320,000	345,000	425,000	435,000	2,350,000

OPERATIONAL BUDGET IMPACT

\$200,000 reduction

SIoux FALLS CAPITAL IMPROVEMENT PROGRAM 2023-2027

PROJECT TITLE:

LAND ACQUISITION

PROJECT NO:

21002

DEPARTMENT:

Sanitary Landfill

DEPARTMENT PROJECT PRIORITY:

2

TOTAL PROJECT COST:

\$ 1,000,000

DESCRIPTION:

Purchase of land adjacent to landfill.

JUSTIFICATION:

This project will provide for additional buffer land for future development of the landfill, and relocation of the Wall Lake Drainage Way. Land should continue to be acquired for future expansion, buffer, and enhancement.

FUNDING SOURCES	2023	2024	2025	2026	2027	TOTAL
User Fees	200,000	200,000	200,000	200,000	200,000	1,000,000
						0
TOTAL	200,000	200,000	200,000	200,000	200,000	1,000,000

OPERATIONAL BUDGET IMPACT

\$5,000 annually

SANITARY LANDFILL

PROJECT TITLE:

PERIMETER CONTROL AND FENCING

PROJECT NO:

DEPARTMENT:

DEPARTMENT PROJECT PRIORITY:

21003

Sanitary Landfill

3

TOTAL PROJECT COST:

\$ 130,000

DESCRIPTION:

Install, maintain and improve perimeter berms, landscaping, fencing, gates and security systems for all landfill funded property.

JUSTIFICATION:

This project will install new and rehabilitate existing perimeter fencing to allow for a more secure area and allow only authorized personnel onto the site to meet solid waste requirements. This project will also allow for additional litter fencing.

FUNDING SOURCES	2023	2024	2025	2026	2027	TOTAL
User Fees	25,000	25,000	25,000	25,000	30,000	130,000
						0
TOTAL	25,000	25,000	25,000	25,000	30,000	130,000

OPERATIONAL BUDGET IMPACT

\$1,000 annually

PROJECT TITLE:

BUILDING AND SITE IMPROVEMENTS

PROJECT NO:

21004

DEPARTMENT:

Sanitary Landfill

DEPARTMENT PROJECT PRIORITY:

4

TOTAL PROJECT COST:

\$ 5,650,000

DESCRIPTION:

Scalehouse Building and Communications Upgrades, design and construct (23); miscellaneous site improvements, design and construct (24-27).

JUSTIFICATION:

The project will improve the customer experience by replacing the scalehouse and customer entrance, expanding the public drop off area, maximizing the amount of material/items passing through the system and minimizing wait times. The project will also provide communications to the Landfill to increase efficiency and redundancy in the City's fiber network.

SANITARY LANDFILL

FUNDING SOURCES	2023	2024	2025	2026	2027	TOTAL
User Fees	4,100,000	500,000	500,000	200,000	350,000	5,650,000
						0
TOTAL	4,100,000	500,000	500,000	200,000	350,000	5,650,000

OPERATIONAL BUDGET IMPACT

\$10,000 annually

PROJECT TITLE:

WETLANDS AND DRAINAGE WAY IMPROVEMENTS

PROJECT NO:

21007

DEPARTMENT:

Sanitary Landfill

DEPARTMENT PROJECT PRIORITY:

5

TOTAL PROJECT COST:

\$ 795,000

DESCRIPTION:

Flood plain alterations to Cherry Creek and wetlands construction; design and construct (23).

JUSTIFICATION:

This project is needed to relocate the channel and floodway, which will help facilitate the master plan for expansion for the landfill for future cell development. Wetlands construction is dependent upon stock pile location.

SANITARY LANDFILL

FUNDING SOURCES	2023	2024	2025	2026	2027	TOTAL
User Fees	795,000					795,000
						0
TOTAL	795,000	0	0	0	0	795,000

OPERATIONAL BUDGET IMPACT

\$1,000 annually

PROJECT TITLE:

SANITARY LANDFILL EXPANSION

PROJECT NO:

21011

DEPARTMENT:

Sanitary Landfill

DEPARTMENT PROJECT PRIORITY:

6

TOTAL PROJECT COST:

\$ 7,405,000

DESCRIPTION:

New landfill cell #5, new liner system, design and construct (26-27).

JUSTIFICATION:

A new cell will become necessary based on the current waste acceptance rates and airspace utilization.

FUNDING SOURCES	2023	2024	2025	2026	2027	TOTAL
User Fees				2,890,000	4,515,000	7,405,000
						0
TOTAL	0	0	0	2,890,000	4,515,000	7,405,000

OPERATIONAL BUDGET IMPACT

\$10,000 annually

PROJECT TITLE:

LANDFILL CLOSURE

PROJECT NO:

21012

DEPARTMENT:

Sanitary Landfill

DEPARTMENT PROJECT PRIORITY:

7

TOTAL PROJECT COST:

\$ 770,000

DESCRIPTION:

Construction and Demolition Area Closure, Phase 1, construct (23).

JUSTIFICATION:

This project allows for partial closure of the current construction and demolition area in the landfill. This closure is dependent on fill progression and the exact timing may shift depending on if co-disposal occurs in the next five years.

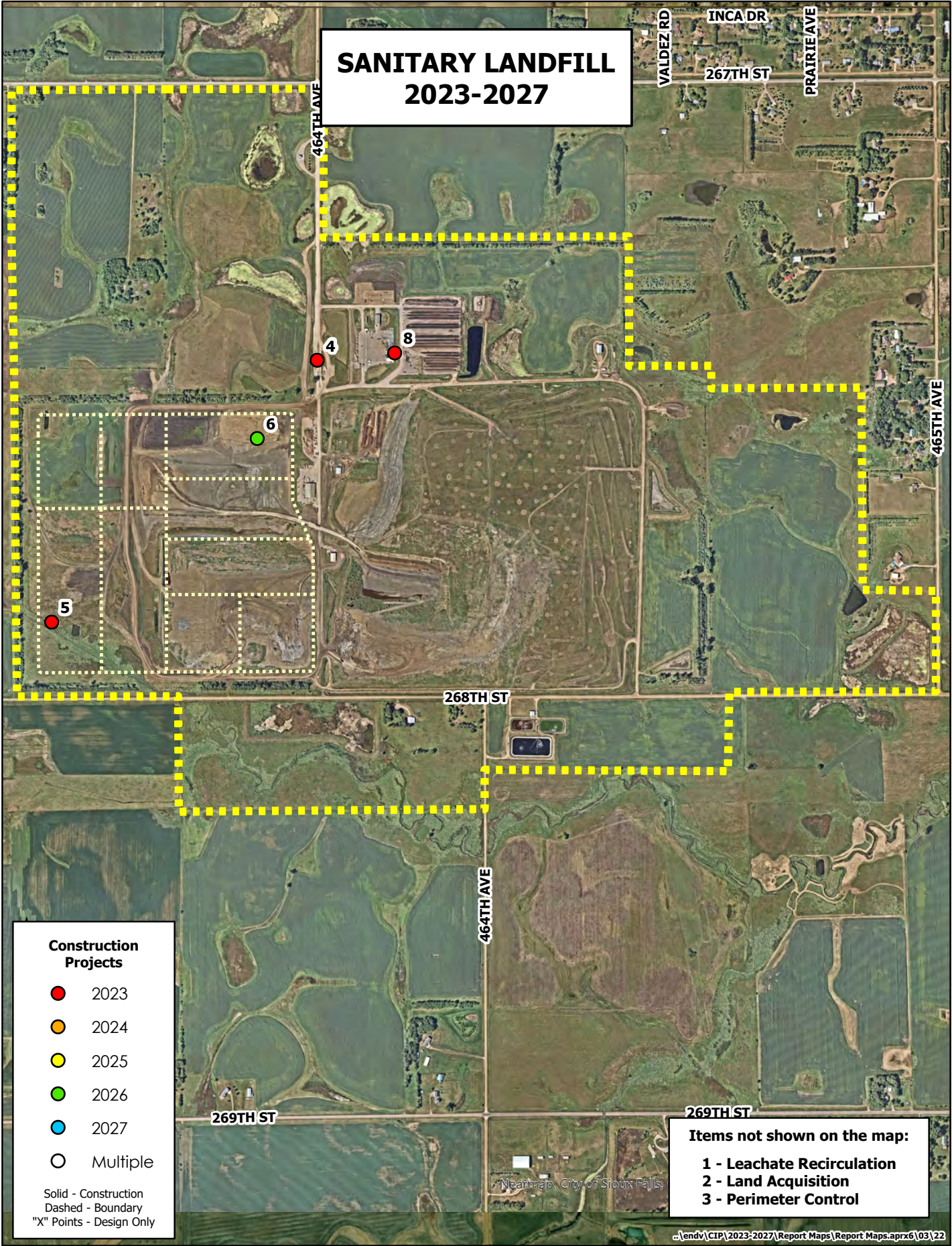
SANITARY LANDFILL

FUNDING SOURCES	2023	2024	2025	2026	2027	TOTAL
User Fees (Restricted Cash)	770,000					770,000
						0
TOTAL	770,000	0	0	0	0	770,000

OPERATIONAL BUDGET IMPACT

No impact.

SANITARY LANDFILL 2023-2027



Construction Projects

- 2023
- 2024
- 2025
- 2026
- 2027
- Multiple

Solid - Construction
Dashed - Boundary
"X" Points - Design Only

Items not shown on the map:

- 1 - Leachate Recirculation
- 2 - Land Acquisition
- 3 - Perimeter Control

This page intentionally left blank.



2023	\$ 25.7M
2024	\$ 22.0M
2025	\$ 13.7M
2026	\$ 18.6M
2027	\$ 16.9M

\$96.9M

ENTERPRISE FUND 675

Capital Program	2023	2024	2025	2026	2027
Sources					
<i>User Fees</i>	17,212,500	15,970,000	12,640,000	17,552,500	15,794,500
<i>Platting Fees</i>	1,000,000	1,020,000	1,040,000	1,060,000	1,080,000
<i>State Loans</i>	7,500,000	5,000,000	-	-	-
Total Capital Sources	\$ 25,712,500	\$ 21,990,000	\$ 13,680,000	\$ 18,612,500	\$ 16,874,500
Pg. Capital Improvement Projects					
118 <i>Land Acquisition</i>	320,000	320,000	320,000	320,000	320,000
119 <i>Other Mains - Unforeseen Water Projects</i>	1,000,000	1,000,000	1,000,000	1,000,000	1,000,000
120 <i>City Wide Water Main Replacement Projects</i>	1,950,000	1,950,000	2,050,000	2,050,000	2,150,000
121 <i>Water Purification Facility Improvements</i>	1,290,000	1,400,000	1,400,000	3,400,000	1,400,000
122 <i>Water Pipe Trenchless Rehabilitation</i>	1,300,000	1,300,000	1,300,000	1,300,000	1,300,000
123 <i>Transmission System Improvements</i>	1,250,000	1,450,000	275,000	3,500,000	1,450,000
124 <i>Source Water Improvements</i>	7,500,000	-	-	275,000	3,200,000
Other Public Works Projects					
7 <i>Asphalt Street Rehabilitation</i>	20,000	20,000	20,000	20,000	20,000
8 <i>Neighborhood Reconstruction Program</i>	300,000	300,000	300,000	300,000	300,000
10 <i>Concrete Pavement Restoration</i>	40,000	40,000	40,000	40,000	40,000
11 <i>Arterial Intersection Improvements</i>	25,000	100,000	200,000	250,000	250,000
13 <i>Major Street Reconstruction Program</i>	3,000,000	3,300,000	750,000	750,000	750,000
14 <i>Arterial Street Improvements</i>	2,000,000	2,320,000	1,790,000	1,810,000	2,080,000
16 <i>South Veterans Parkway Improvements</i>	850,000	50,000	50,000	50,000	-
17 <i>Bridge Reconstruction Program</i>	-	-	-	300,000	-
18 <i>Downtown Area - Street & Utility Improvements</i>	225,000	225,000	225,000	225,000	250,000
20 <i>School District/Park Site Coordination</i>	300,000	50,000	50,000	50,000	50,000
21 <i>Railroad Crossing Improvements</i>	10,000	10,000	10,000	10,000	10,000
22 <i>SDDOT Project Coordination</i>	25,000	25,000	25,000	25,000	25,000
26 <i>Benson Road and I229 Improvements</i>	2,100,000	-	-	-	-
28 <i>49th Street Extension</i>	-	-	-	150,000	-
29 <i>Arrowhead Parkway Improvements</i>	-	250,000	-	-	-
30 <i>85th St & I-29 Improvements</i>	-	25,000	-	-	-
34 <i>Cliff Avenue and I229 Improvements</i>	-	-	500,000	-	-
35 <i>Minnesota Avenue and I229 Improvements</i>	-	-	-	500,000	-
92 <i>Drainage Improvements in Existing Areas</i>	25,000	400,000	550,000	25,000	25,000
134 <i>Pump Station 240 Capacity Improvements</i>	-	5,000,000	-	-	-
Total Capital Improvement Projects	\$ 23,530,000	\$ 19,535,000	\$ 10,855,000	\$ 16,350,000	\$ 14,620,000

WATER (CONT.)

Capital Program	2023	2024	2025	2026	2027
Capital Equipment (R=Replace, N=New)					
N AMR Equipment	650,000	700,000	750,000	800,000	850,000
R Analyzer, Carbon	60,000	-	-	-	-
R Blaster, Liquid	-	125,000	-	-	-
R Chlorinator (2)	-	-	40,000	-	-
N DCU Equipment	10,000	10,000	10,000	10,000	-
R Digital Flowmeters	30,000	40,000	30,000	35,000	35,000
N Excavator, Mini	-	-	150,000	-	-
N Forklift	35,000	-	-	-	-
N Generator, Controls (2)	20,000	20,000	-	-	-
N Generator, Portable	-	-	-	85,000	-
N Generator, Tower	12,500	-	22,500	22,500	25,000
R Headsets, Communication	20,000	-	-	-	-
N HydroExcavator	-	-	550,000	-	-
R Lab Equipment	-	-	10,000	-	12,500
R Leak Detection System	-	-	-	30,000	-
N Monoanalyzer	-	-	32,500	-	-
N Mower, Riding	-	-	-	20,000	-
R Particle Counters	-	90,000	-	-	-
R Pump - High Service	-	185,000	-	-	-
R Pumps	-	45,000	-	45,000	-
R SCADA Equipment	40,000	40,000	40,000	50,000	50,000
R Scrubber, Floor (2)	-	20,000	-	20,000	-
N Sludge Pump	95,000	-	-	-	-
R Spectrometer	-	-	-	10,000	-
R Sweeper, Riding	-	-	-	-	55,000
N/R Trailer (2)	-	-	80,000	-	12,000
R Turbidimeters	-	100,000	-	-	-
N Truck, 1Ton	180,000	-	-	-	-
R Valve Actuators	20,000	50,000	-	-	-
N Water Fill Stations	30,000	-	30,000	-	30,000
N Water Meter	950,000	1,000,000	1,050,000	1,100,000	1,150,000
N Well, VFD	30,000	30,000	30,000	35,000	35,000
Total Capital Equipment Program	\$ 2,182,500	\$ 2,455,000	\$ 2,825,000	\$ 2,262,500	\$ 2,254,500
Total Capital Program	\$ 25,712,500	\$ 21,990,000	\$ 13,680,000	\$ 18,612,500	\$ 16,874,500

SIoux FALLS CAPITAL IMPROVEMENT PROGRAM 2023-2027

PROJECT TITLE:

LAND ACQUISITION

PROJECT NO:

22001

DEPARTMENT:

Water

DEPARTMENT PROJECT PRIORITY:

1

TOTAL PROJECT COST:

\$ 1,600,000

DESCRIPTION:

Land acquisition.

JUSTIFICATION:

This program is necessary for the purchase of land for future water supply storage and to maintain our existing surface water resources.

WATER

FUNDING SOURCES	2023	2024	2025	2026	2027	TOTAL
User Fees	320,000	320,000	320,000	320,000	320,000	1,600,000
						0
TOTAL	320,000	320,000	320,000	320,000	320,000	1,600,000

OPERATIONAL BUDGET IMPACT

\$80,000 annual income

SIoux FALLS CAPITAL IMPROVEMENT PROGRAM 2023-2027

PROJECT TITLE:

OTHER MAINS-UNFORESEEN WATER PROJECTS

PROJECT NO:

22002

DEPARTMENT:

Water

DEPARTMENT PROJECT PRIORITY:

2

TOTAL PROJECT COST:

\$ 5,000,000

DESCRIPTION:

Unforeseen water main projects, pipe oversizing and other miscellaneous projects.

JUSTIFICATION:

This project will fund the costs of unforeseen water projects and unforeseen developer oversizing reimbursements.

FUNDING SOURCES	2023	2024	2025	2026	2027	TOTAL
User Fees	1,000,000	1,000,000	1,000,000	1,000,000	1,000,000	5,000,000
						0
TOTAL	1,000,000	1,000,000	1,000,000	1,000,000	1,000,000	5,000,000

OPERATIONAL BUDGET IMPACT

\$2,500 per mile of pipe installed

WATER

SIoux FALLS CAPITAL IMPROVEMENT PROGRAM 2023-2027

PROJECT TITLE:

CITY WIDE WATER MAIN REPLACEMENT

PROJECT NO:

DEPARTMENT:

DEPARTMENT PROJECT PRIORITY:

22003

Water

3

TOTAL PROJECT COST:

\$ 17,646,000

DESCRIPTION:

City wide replacement of water mains based on age of pipe, size and type of pipe, frequency of failures and impact on system reliability.

JUSTIFICATION:

Replacement of dated and/or failing water mains to maintain and improve distribution system functionality.

FUNDING SOURCES	2023	2024	2025	2026	2027	TOTAL
Sales Tax	400,000	435,000	460,000	485,000	485,000	2,265,000
User Fees/Water	1,950,000	1,950,000	2,050,000	2,050,000	2,150,000	10,150,000
User Fees/Sanitary Sewer	984,000	1,015,000	1,045,000	1,077,000	1,110,000	5,231,000
						0
TOTAL	3,334,000	3,400,000	3,555,000	3,612,000	3,745,000	17,646,000

OPERATIONAL BUDGET IMPACT

\$2,500 per mile of pipe installed.

WATER

SIoux FALLS CAPITAL IMPROVEMENT PROGRAM 2023-2027

PROJECT TITLE:

WATER PURIFICATION FACILITY IMPROVEMENTS

PROJECT NO:

22005

DEPARTMENT:

Water

DEPARTMENT PROJECT PRIORITY:

4

TOTAL PROJECT COST:

\$ 8,890,000

DESCRIPTION:

Various building and operational improvements needed for efficient water delivery.

JUSTIFICATION:

These improvements are needed to replace outdated and non-functional systems. Fiber communications improvements are needed to be able to communicate with the storage reservoir for water management.

WATER

FUNDING SOURCES	2023	2024	2025	2026	2027	TOTAL
User Fees	1,290,000	1,400,000	1,400,000	3,400,000	1,400,000	8,890,000
						0
TOTAL	1,290,000	1,400,000	1,400,000	3,400,000	1,400,000	8,890,000

OPERATIONAL BUDGET IMPACT

\$20,000/Year

SIoux FALLS CAPITAL IMPROVEMENT PROGRAM 2023-2027

PROJECT TITLE:

WATER PIPE TRENCHLESS REHABILITATION

PROJECT NO:

22037

DEPARTMENT:

Water

DEPARTMENT PROJECT PRIORITY:

5

TOTAL PROJECT COST:

\$ 6,500,000

DESCRIPTION:

Clean and structurally reline segments of water main that have been identified as trenchless construction candidates.

JUSTIFICATION:

Existing mains have had breaks and are in need of cathodic protection, rehabilitation, or replacement.

FUNDING SOURCES	2023	2024	2025	2026	2027	TOTAL
User Fees	1,300,000	1,300,000	1,300,000	1,300,000	1,300,000	6,500,000
						0
TOTAL	1,300,000	1,300,000	1,300,000	1,300,000	1,300,000	6,500,000

OPERATIONAL BUDGET IMPACT

\$2,500 per mile of pipe installed

WATER

SIoux FALLS CAPITAL IMPROVEMENT PROGRAM 2023-2027

PROJECT TITLE:

TRANSMISSION SYSTEM IMPROVEMENTS

PROJECT NO:

DEPARTMENT:

DEPARTMENT PROJECT PRIORITY:

22011

Water

6

TOTAL PROJECT COST:

\$ 7,925,000

DESCRIPTION:

Provide water feed redundancy, transmission main connectivity, and storage improvements to various parts of the city to ensure proper distribution system functionality and continued service.

JUSTIFICATION:

Provide water transmission and distribution system improvements to support new and existing development.

WATER

FUNDING SOURCES	2023	2024	2025	2026	2027	TOTAL
User Fees	1,250,000	1,450,000	275,000	3,500,000	1,450,000	7,925,000
						0
TOTAL	1,250,000	1,450,000	275,000	3,500,000	1,450,000	7,925,000

OPERATIONAL BUDGET IMPACT

\$2,500 per mile of pipe installed

SIoux FALLS CAPITAL IMPROVEMENT PROGRAM 2023-2027

PROJECT TITLE:

SOURCE WATER IMPROVEMENTS

PROJECT NO:

22007

DEPARTMENT:

Water

DEPARTMENT PROJECT PRIORITY:

7

TOTAL PROJECT COST:

\$ 10,975,000

DESCRIPTION:

Reconstruct old wells, construct new wells, replace undersized raw water pipes, install new pumps and/or building improvements associated with delivering additional raw water to the Water Purification Plant.

JUSTIFICATION:

This project will enhance water efficiency and stabilize groundwater source and supply through rehabilitation and consolidation of multiple groups of small diameter wells into collector wells.

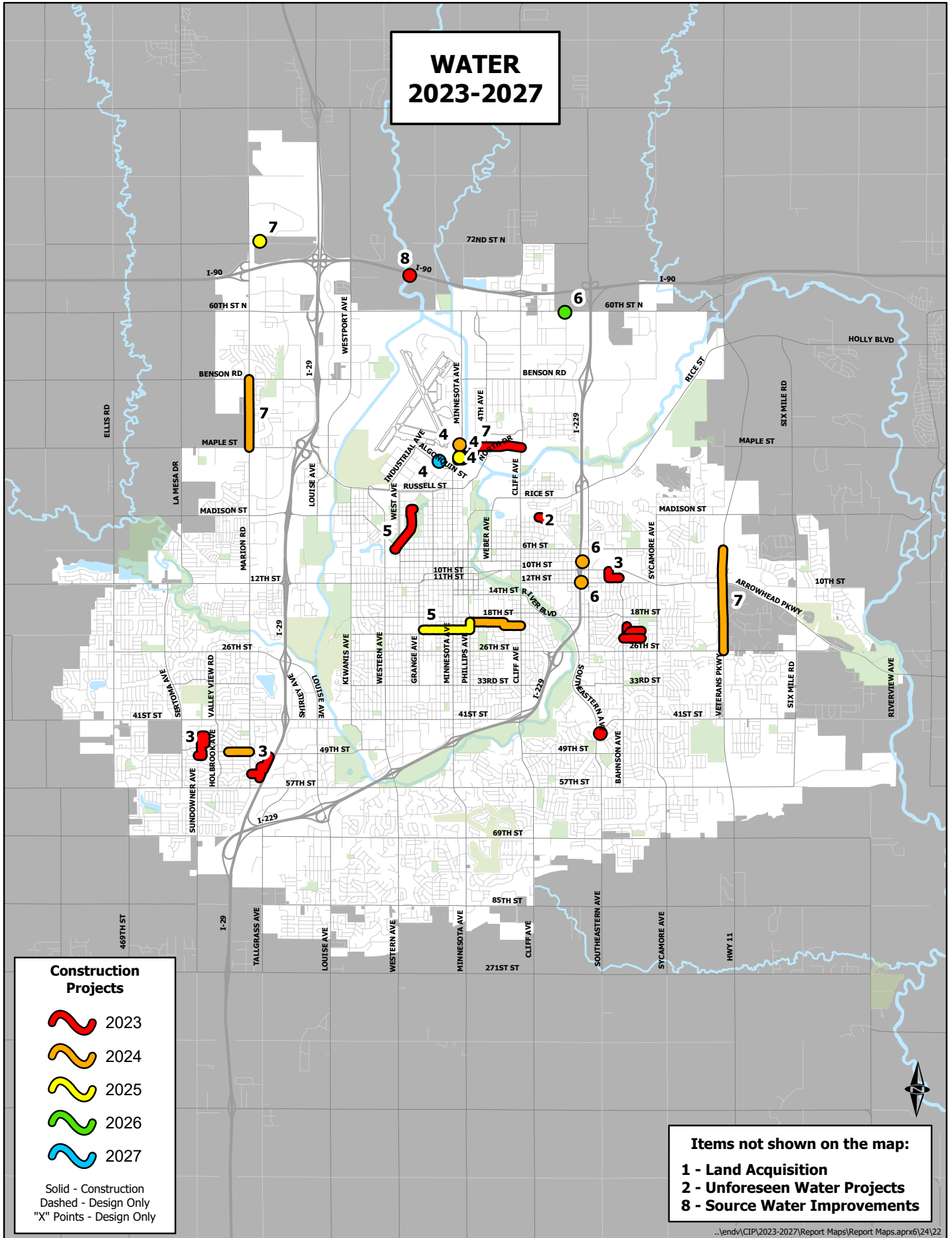
WATER

FUNDING SOURCES	2023	2024	2025	2026	2027	TOTAL
User Fees				275,000	3,200,000	3,475,000
State Loans	7,500,000					7,500,000
TOTAL	7,500,000	0	0	275,000	3,200,000	10,975,000

OPERATIONAL BUDGET IMPACT

\$12,000/Year

WATER 2023-2027



WATER RECLAMATION

2023	\$ 33.9M
2024	\$ 67.3M
2025	\$ 54.9M
2026	\$ 50.7M
2027	\$ 25.2M

\$232.0M

ENTERPRISE FUND 677

Capital Program Sources		2023	2024	2025	2026	2027
	User Fees	9,417,500	12,709,500	8,330,500	7,378,500	7,375,500
	Contributions	-	3,884,000	-	-	-
	State Loans	24,499,000	50,661,000	46,552,000	43,349,000	17,845,000
	Total Capital Sources	\$ 33,916,500	\$ 67,254,500	\$ 54,882,500	\$ 50,727,500	\$ 25,220,500
Pg.	Capital Improvement Projects					
128	Unforeseen Sanitary Sewers - Other Mains	1,750,000	2,000,000	2,250,000	2,500,000	2,750,000
129	Sanitary Pipe Lining Program	100,000	100,000	1,505,000	100,000	1,598,000
130	Manhole Rehabilitation Program	212,000	219,000	226,000	233,000	240,000
131	Future Interceptors	75,000	75,000	75,000	75,000	75,000
132	Inflow/Infiltration Reduction Program	50,000	50,000	50,000	50,000	50,000
133	Water Reclamation Facility Expansion	-	10,813,000	43,528,000	43,349,000	17,845,000
134	Pump Station 240 Capacity Improvements	-	39,355,000	-	-	-
135	Pump Station Improvements	31,000	279,000	500,000	-	-
136	Basin 33 Sanitary Sewer Extension	520,000	-	-	-	-
137	Basin 15 Sanitary Sewer Extension	24,050,000	-	-	-	-
138	Gravity Thickener Mechanism Replacement	-	2,640,000	-	-	-
139	Opportune Land Acquisition	100,000	103,000	107,000	111,000	115,000
140	Southeast Basins Sanitary Sewer Improvements	1,189,000	4,377,000	3,024,000	-	-
	Other Public Works Projects					
8	Neighborhood Reconstruction Program	276,000	284,000	294,000	303,000	313,000
10	Concrete Pavement Restoration	50,000	50,000	50,000	50,000	50,000
11	Arterial Intersection Improvements	25,000	25,000	25,000	25,000	25,000
13	Major Street Reconstruction	800,000	555,000	200,000	1,020,000	200,000
14	Arterial Street Improvements	125,000	728,000	125,000	125,000	125,000
16	South Veterans Parkway Improvements	100,000	100,000	100,000	100,000	-
17	Bridge Reconstruction Program	-	-	-	10,000	-
18	Downtown Area - Street & Utility Improvements	500,000	500,000	230,000	212,000	40,000
20	School District/Park Site Coordination	10,000	10,000	10,000	10,000	10,000
21	Railroad Crossing Improvements	10,000	10,000	10,000	10,000	10,000
22	SDDOT Project Coordination	25,000	25,000	25,000	25,000	25,000
26	Benson Road and I229 Improvements	450,000	-	-	-	-
27	North Veterans Parkway Improvements	25,000	-	-	-	-
28	49th Street Extension	20,000	-	-	-	-
29	Arrowhead Parkway Improvements	-	10,000	-	-	-
30	85th Street and I29 Improvements	-	25,000	-	-	-
34	Cliff Avenue and I229 Improvements	-	-	525,000	-	-
35	Minnesota Avenue and I229 Improvements	-	-	-	500,000	-
89	Drainage Improvements in Developing Areas	243,000	-	-	150,000	-
92	Drainage Improvements in Existing Areas	280,000	200,000	206,000	213,000	220,000

WATER RECLAMATION (CONT.)

Capital Program		2023	2024	2025	2026	2027
101	Light and Power Campus Enhancements	-	300,000	-	-	-
120	City Wide Water Main Replacement	984,000	1,015,000	1,045,000	1,077,000	1,110,000
Total Capital Improvement Projects		\$ 32,000,000	\$ 63,848,000	\$ 54,110,000	\$ 50,248,000	\$ 24,801,000
Capital Equipment (R=Replace, N=New)						
	R Analyzer, Microwave	22,000	-	-	-	-
	N Blower	-	700,000	-	-	-
	N Cake Applicator, Dewatering	-	100,000	-	-	-
	R Communications Devices, Two-Way	-	-	12,500	12,500	-
	R Crane (3)	-	25,000	-	50,000	-
	R Distiller	-	-	-	-	20,000
N/R	Flowmeters	620,000	600,000	25,000	-	30,000
	R Generator, Portable (2)	-	-	-	117,500	-
	R Hoists (2)	-	-	-	95,000	-
	R Incubator	15,000	-	-	-	-
	R Lab Equipment	20,000	-	20,000	-	20,000
	R Mower	22,000	-	-	22,000	-
	N Pickup	-	35,000	-	-	-
	R Pumps	-	-	35,000	-	40,000
	R Pumps, PS15	600,000	-	-	-	-
	R Pumps, RDT	-	824,000	-	-	-
	R Pump, Trash (4)	-	120,000	-	-	-
	R Pump, VFD (3)	-	-	120,000	-	139,500
	R SCADA Equipment	130,000	25,000	25,000	100,000	100,000
	R Screening Tipping Trough	-	300,000	-	-	-
	N Slinger Spreader	-	125,000	-	-	-
	N SUV	70,000	-	-	-	-
	N Tractor (2)	-	500,000	-	-	-
	R Trailer	10,000	-	-	-	-
	N Trailer, Live Bottom	125,000	-	-	-	-
	R Transporter/Camera	30,000	-	30,000	30,000	-
	N Trench Box	-	-	17,500	-	-
	N Tripods	12,500	12,500	12,500	12,500	-
	R Valve/Actuators (7)	50,000	-	20,000	-	-
	N Valve, Air Release	40,000	40,000	40,000	40,000	40,000
	N Van, CC TV	-	-	390,000	-	-
	R VFD	150,000	-	25,000	-	30,000
Total Capital Equipment Program		\$ 1,916,500	\$ 3,406,500	\$ 772,500	\$ 479,500	\$ 419,500
Total Capital Program		\$ 33,916,500	\$ 67,254,500	\$ 54,882,500	\$ 50,727,500	\$ 25,220,500

SIoux FALLS CAPITAL IMPROVEMENT PROGRAM 2023-2027

PROJECT TITLE:

OTHER MAINS - UNFORESEEN SANITARY SEWER PROJECTS

PROJECT NO:

DEPARTMENT:

DEPARTMENT PROJECT PRIORITY:

23001

Water Reclamation

1

TOTAL PROJECT COST:

\$ 11,250,000

DESCRIPTION:

Unforeseen sanitary sewer projects, pipe oversizing costs and sanitary sewer rehabilitation.

JUSTIFICATION:

Funding for this project is used to address sanitary sewer repairs in the street overlay program and to address unforeseen issues.

FUNDING SOURCES	2023	2024	2025	2026	2027	TOTAL
User Fees	1,750,000	2,000,000	2,250,000	2,500,000	2,750,000	11,250,000
						0
TOTAL	1,750,000	2,000,000	2,250,000	2,500,000	2,750,000	11,250,000

OPERATIONAL BUDGET IMPACT

\$275 per inch diameter of sewer added.

WATER RECLAMATION

SIoux FALLS CAPITAL IMPROVEMENT PROGRAM 2023-2027

PROJECT TITLE:

SANITARY PIPE LINING PROGRAM

PROJECT NO:

23002

DEPARTMENT:

Water Reclamation

DEPARTMENT PROJECT PRIORITY:

2

TOTAL PROJECT COST:

\$ 3,703,000

DESCRIPTION:

Sanitary sewer pipe lining at various locations.

JUSTIFICATION:

Funding for this project will be used to line the sanitary sewer collection lines that have severe structural issues, root intrusion, and significant inflow and infiltration.

FUNDING SOURCES	2023	2024	2025	2026	2027	TOTAL
User Fees	100,000	100,000	1,505,000	100,000	1,598,000	3,403,000
Drainage Fees	60,000	60,000	60,000	60,000	60,000	300,000
TOTAL	160,000	160,000	1,565,000	160,000	1,658,000	3,703,000

OPERATIONAL BUDGET IMPACT

Cost Reduction

SIoux FALLS CAPITAL IMPROVEMENT PROGRAM 2023-2027

PROJECT TITLE:

MANHOLE REHABILITATION PROGRAM

PROJECT NO:

23003

DEPARTMENT:

Water Reclamation

DEPARTMENT PROJECT PRIORITY:

3

TOTAL PROJECT COST:

\$ 1,130,000

DESCRIPTION:

Manhole rehabilitation program at various locations.

JUSTIFICATION:

This project is used to address manholes that are structurally unsound and subject to infiltration and inflow.

FUNDING SOURCES	2023	2024	2025	2026	2027	TOTAL
User Fees	212,000	219,000	226,000	233,000	240,000	1,130,000
						0
TOTAL	212,000	219,000	226,000	233,000	240,000	1,130,000

OPERATIONAL BUDGET IMPACT

\$7,000 annual savings.

SIoux FALLS CAPITAL IMPROVEMENT PROGRAM 2023-2027

PROJECT TITLE:

FUTURE INTERCEPTORS

PROJECT NO:

23004

DEPARTMENT:

Water Reclamation

DEPARTMENT PROJECT PRIORITY:

4

TOTAL PROJECT COST:

\$ 375,000

DESCRIPTION:

East side and west side future sanitary sewer trunk projects.

JUSTIFICATION:

This project is used to reimburse the construction of oversized sanitary sewer pipe in the east and west side sanitary sewer development areas.

WATER RECLAMATION

FUNDING SOURCES	2023	2024	2025	2026	2027	TOTAL
User Fees	75,000	75,000	75,000	75,000	75,000	375,000
						0
TOTAL	75,000	75,000	75,000	75,000	75,000	375,000

OPERATIONAL BUDGET IMPACT

\$275 per inch diameter mile of sewer added.

SIoux FALLS CAPITAL IMPROVEMENT PROGRAM 2023-2027

PROJECT TITLE:

INFLOW AND INFILTRATION REDUCTION PROGRAM

PROJECT NO:

23037

DEPARTMENT:

Water Reclamation

DEPARTMENT PROJECT PRIORITY:

5

TOTAL PROJECT COST:

\$ 250,000

DESCRIPTION:

Reduce inflow and infiltration into the sanitary sewer mains.

JUSTIFICATION:

Reducing inflow and infiltration saves treatment cost and delays capital cost to increase capacity.

FUNDING SOURCES	2023	2024	2025	2026	2027	TOTAL
User Fees	50,000	50,000	50,000	50,000	50,000	250,000
						0
TOTAL	50,000	50,000	50,000	50,000	50,000	250,000

OPERATIONAL BUDGET IMPACT

Cost Reduction

WATER RECLAMATION

SIoux FALLS CAPITAL IMPROVEMENT PROGRAM 2023-2027

PROJECT TITLE:

WATER RECLAMATION FACILITY EXPANSION

PROJECT NO:

23043

DEPARTMENT:

Water Reclamation

DEPARTMENT PROJECT PRIORITY:

6

TOTAL PROJECT COST:

\$ 115,535,000

DESCRIPTION:

Complete Phase 2 of the Master Plan: Projects include expansion and improvements to the primary clarifiers, new digesters to process and stabilize biosolids, a biosolids dewatering complex, biosolids storage, improvements and expansion to the cascade aeration structure, and other miscellaneous improvements; design and construct (24-27).

JUSTIFICATION:

The Water Reclamation Facility must continuously be expanded and improved to meet the growth needs of the community and regulatory requirements. The 2018 Water Reclamation Master Plan identified numerous projects to be completed over the next 20 years to improve efficiency and increase the facilities capacity.

FUNDING SOURCES	2023	2024	2025	2026	2027	TOTAL
State Loans		10,813,000	43,528,000	43,349,000	17,845,000	115,535,000
						0
TOTAL	0	10,813,000	43,528,000	43,349,000	17,845,000	115,535,000

OPERATIONAL BUDGET IMPACT

Operation and maintenance increase

WATER RECLAMATION

SIoux FALLS CAPITAL IMPROVEMENT PROGRAM 2023-2027

PROJECT TITLE:

PUMP STATION 240 CAPACITY IMPROVEMENTS

PROJECT NO:	DEPARTMENT:	DEPARTMENT PROJECT PRIORITY:
23045	Water Reclamation	7

TOTAL PROJECT COST:

\$ 44,355,000

DESCRIPTION:

Install a new 36-inch diameter force main from Pump Station 240 to the Water Reclamation Facility, and water main improvements along Veterans Parkway, and pump station improvements; construct (24). Other Financing are contributions from the City of Brandon.

JUSTIFICATION:

This additional force main is recommended in the 2017 Master Plan to handle additional flow due to growth.

FUNDING SOURCES	2023	2024	2025	2026	2027	TOTAL
State Loans/Sanitary Sewer		35,471,000				35,471,000
Other Financing		3,884,000				3,884,000
State Loans/Water		5,000,000				5,000,000
						0
TOTAL	0	44,355,000	0	0	0	44,355,000

OPERATIONAL BUDGET IMPACT

\$200,000 per year energy costs.

WATER RECLAMATION

SIoux FALLS CAPITAL IMPROVEMENT PROGRAM 2023-2027

PROJECT TITLE:

PUMP STATION IMPROVEMENTS

PROJECT NO:

23044

DEPARTMENT:

Water Reclamation

DEPARTMENT PROJECT PRIORITY:

8

TOTAL PROJECT COST:

\$ 810,000

DESCRIPTION:

Miscellaneous improvements including structural, electrical, HVAC, roof, flood control, and hydraulics when necessary at various lift stations; design and construct (23-25).

JUSTIFICATION:

This project is needed to ensure the lift stations are being maintained and operate efficiently. In addition, there are lift stations prone to flooding and they need to be protected.

FUNDING SOURCES	2023	2024	2025	2026	2027	TOTAL
User Fees	31,000	279,000	500,000			810,000
						0
TOTAL	31,000	279,000	500,000	0	0	810,000

OPERATIONAL BUDGET IMPACT

No effect

SIoux FALLS CAPITAL IMPROVEMENT PROGRAM 2023-2027

PROJECT TITLE:

BASIN 33 SANITARY SEWER EXTENSION-PHASE 2

PROJECT NO:

23040

DEPARTMENT:

Water Reclamation

DEPARTMENT PROJECT PRIORITY:

9

TOTAL PROJECT COST:

\$ 520,000

DESCRIPTION:

Extend force main to Water Reclamation facility in Basin 33; design (23).

JUSTIFICATION:

This project is needed to provide wastewater service to the northwest part of the city in Basin 33.

FUNDING SOURCES	2023	2024	2025	2026	2027	TOTAL
User Fees	520,000					520,000
						0
TOTAL	520,000	0	0	0	0	520,000

OPERATIONAL BUDGET IMPACT

\$240,000 per year conveyance

WATER RECLAMATION

SIoux FALLS CAPITAL IMPROVEMENT PROGRAM 2023-2027

PROJECT TITLE:

BASIN 15 SANITARY SEWER EXTENSION

PROJECT NO:

23034

DEPARTMENT:

Water Reclamation

DEPARTMENT PROJECT PRIORITY:

10

TOTAL PROJECT COST:

\$ 24,050,000

DESCRIPTION:

Extend sanitary sewer in Basin 15: Phase 1 is from 12th Street to Ellis Road; construct (23); Phase 2 is from 12th Street to 26th Street; construct (23-24).

JUSTIFICATION:

This project is needed to serve future development on the west side of city.

WATER RECLAMATION

FUNDING SOURCES	2023	2024	2025	2026	2027	TOTAL
State Loans	24,050,000					24,050,000
						0
TOTAL	24,050,000	0	0	0	0	24,050,000

OPERATIONAL BUDGET IMPACT

\$275/Inch Diameter of Mile of Pipe Added

SIoux FALLS CAPITAL IMPROVEMENT PROGRAM 2023-2027

PROJECT TITLE:

GRAVITY THICKENER MECHANISM REPLACEMENT

PROJECT NO:

23049

DEPARTMENT:

Water Reclamation

DEPARTMENT PROJECT PRIORITY:

11

TOTAL PROJECT COST:

\$ 2,640,000

DESCRIPTION:

Replace the original thickener scraper arms/blades and drives in the gravity thickeners. Design and construct (24).

JUSTIFICATION:

The original thickeners were constructed with the Water Reclamation Facility and are aged and in need of replacement.

FUNDING SOURCES	2023	2024	2025	2026	2027	TOTAL
User Fees		2,640,000				2,640,000
						0
TOTAL	0	2,640,000	0	0	0	2,640,000

OPERATIONAL BUDGET IMPACT

No impact

SIoux FALLS CAPITAL IMPROVEMENT PROGRAM 2023-2027

PROJECT TITLE:

OPPORTUNE LAND ACQUISITION

PROJECT NO:

23051

DEPARTMENT:

Water Reclamation

DEPARTMENT PROJECT PRIORITY:

12

TOTAL PROJECT COST:

\$ 536,000

DESCRIPTION:

Land Acquisition.

JUSTIFICATION:

This program will work with properties in the flood plain and near existing lift stations to voluntarily purchase properties.

WATER RECLAMATION

FUNDING SOURCES	2023	2024	2025	2026	2027	TOTAL
User Fees	100,000	103,000	107,000	111,000	115,000	536,000
						0
TOTAL	100,000	103,000	107,000	111,000	115,000	536,000

OPERATIONAL BUDGET IMPACT

Reduction in annual maintenance costs

SIoux FALLS CAPITAL IMPROVEMENT PROGRAM 2023-2027

PROJECT TITLE:

SOUTHEAST BASINS SANITARY SEWER IMPROVEMENTS

PROJECT NO:

23052

DEPARTMENT:

Water Reclamation

DEPARTMENT PROJECT PRIORITY:

13

TOTAL PROJECT COST:

\$ 8,590,000

DESCRIPTION:

Install sanitary sewer in the southeast basins for growth, design and construct (23-25).

JUSTIFICATION:

This project is needed to provide sanitary sewer infrastructure in the southeast part of the city to accommodate growth needs.

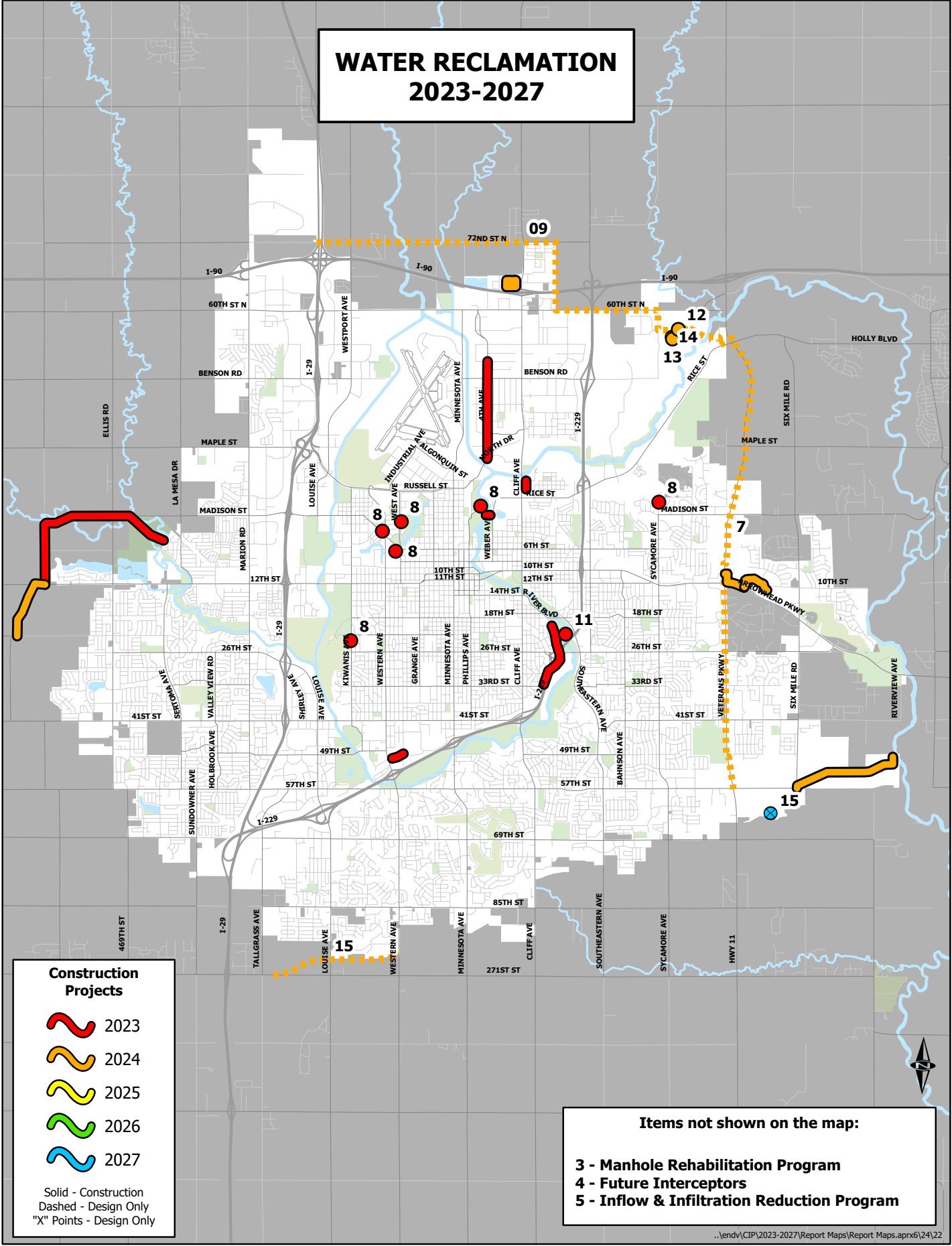
WATER RECLAMATION

FUNDING SOURCES	2023	2024	2025	2026	2027	TOTAL
User Fees	740,000					740,000
State Loans	449,000	4,377,000	3,024,000			7,850,000
TOTAL	1,189,000	4,377,000	3,024,000	0	0	8,590,000

OPERATIONAL BUDGET IMPACT

\$275 per inch diameter mile of sewer added

WATER RECLAMATION 2023-2027



Construction Projects

- 2023
- 2024
- 2025
- 2026
- 2027

Solid - Construction
Dashed - Design Only
"X" Points - Design Only

Items not shown on the map:

- 3 - Manhole Rehabilitation Program**
- 4 - Future Interceptors**
- 5 - Inflow & Infiltration Reduction Program**

..\\env\CP\2023-2027\Report Maps\Report Maps.aprx(24)22

CENTRALIZED FACILITIES

2023	\$ 4.9M
2024	\$ 2.7M
2025	\$ 3.8M
2026	\$ 2.4M
2027	\$ 0.5M

\$14.3M

INTERNAL SERVICE FUND 848

	2023	2024	2025	2026	2027
Capital Program Sources					
<i>Service Fees</i>	4,902,000	2,725,000	3,758,000	2,464,000	491,000
Total Capital Sources	\$ 4,902,000	\$ 2,725,000	\$ 3,758,000	\$ 2,464,000	\$ 491,000
Pg. 143 Capital Improvement Projects					
<i>Centralized Facilities Improvements</i>	4,700,000	2,725,000	3,725,000	2,350,000	450,000
Total Capital Improvement Projects	\$ 4,700,000	\$ 2,725,000	\$ 3,725,000	\$ 2,350,000	\$ 450,000
Capital Equipment (R=Replace, N=New)					
<i>N EV Charging Station</i>	100,000	-	-	-	-
<i>R Lift, Aerial</i>	-	-	20,000	-	-
<i>N Pickup</i>	55,000	-	-	-	-
<i>R Scrubber, Auto Ride On (3)</i>	-	-	13,000	39,000	-
<i>R Toolcat</i>	-	-	-	-	41,000
<i>R Truck</i>	-	-	-	75,000	-
<i>N Utility Vehicle</i>	35,000	-	-	-	-
<i>R Vacuum, Ride-On</i>	12,000	-	-	-	-
Total Capital Equipment Program	\$ 202,000	\$ -	\$ 33,000	\$ 114,000	\$ 41,000
Total Capital Program	\$ 4,902,000	\$ 2,725,000	\$ 3,758,000	\$ 2,464,000	\$ 491,000

PROJECT TITLE:

CENTRALIZED FACILITIES IMPROVEMENTS

PROJECT NO:

DEPARTMENT:

DEPARTMENT PROJECT PRIORITY:

06012

Centralized Facilites

1

TOTAL PROJECT COST:

\$ 13,950,000

DESCRIPTION:

This project ensures City-owned buildings are proactively managed and maintained through updates, improvements, remodels, and expansions. This strategy provides for safe, secure, and efficient buildings, while focusing on the longevity, sustainability, and usefulness of each facility. This may include: heating and air conditioning (HVAC), mechanical systems, electrical distribution, generators, plumbing distribution, fire alarm and protection, network connectivity, concrete, pavement, remodels, and expansions.

JUSTIFICATION:

Below is the current upgrade and improvement plan necessary to maintain the operating condition, safety, and longevity of City facilities. Timing of projects are subject to change based on priority needs.
 HVAC & Generator Projects: Fire Stations and Branch Libraries
 Concrete, Pavement, & Block: LEC, Streets, City Hall, City Center, Carnegie Town Hall; Downtown Library
 Renovations & Expansions: Streets & Parks Campuses, Fire Station #9, Fire Headquarters

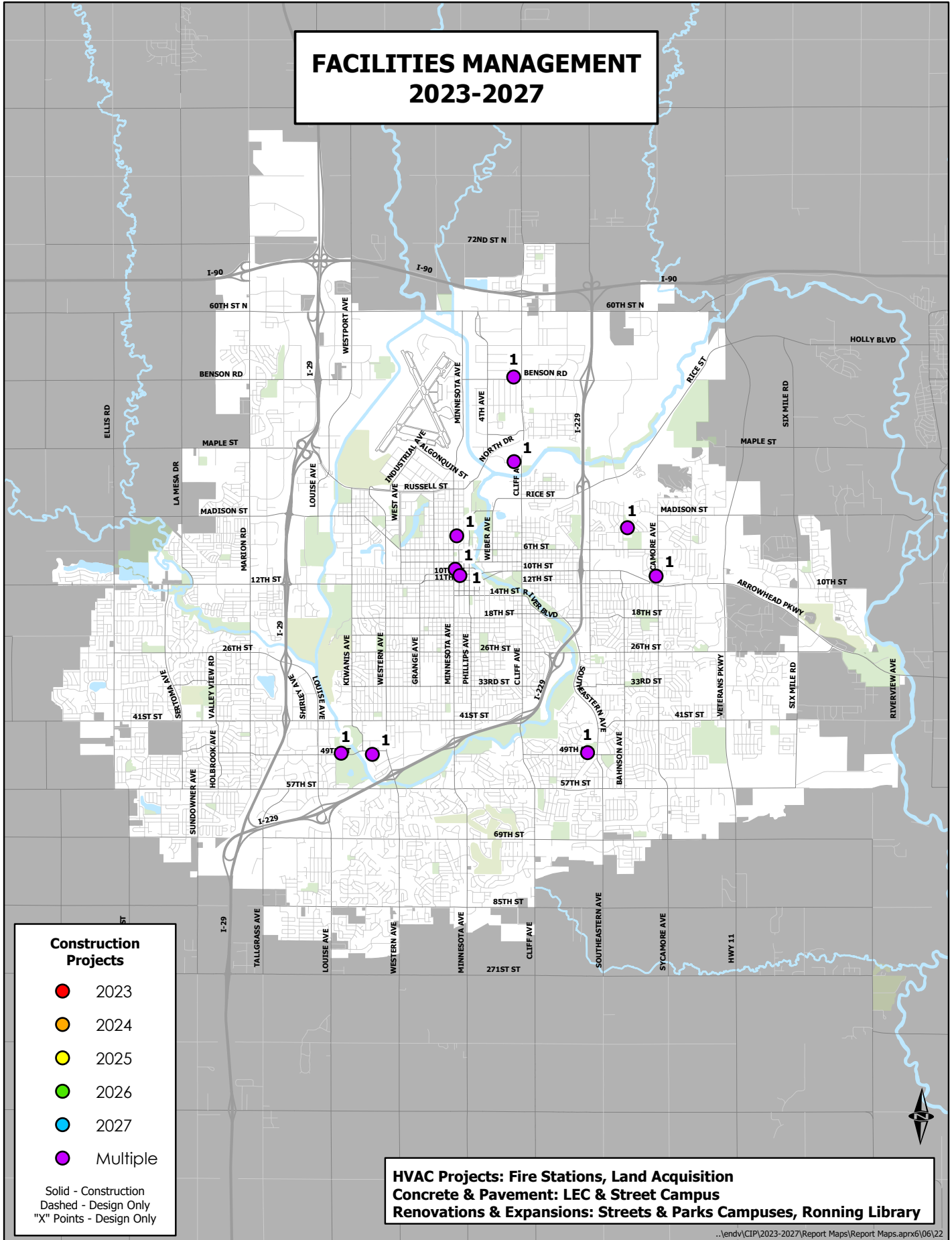
FUNDING SOURCES	2023	2024	2025	2026	2027	TOTAL
Service Fees	4,700,000	2,725,000	3,725,000	2,350,000	450,000	13,950,000
						0
TOTAL	4,700,000	2,725,000	3,725,000	2,350,000	450,000	13,950,000

OPERATIONAL BUDGET IMPACT

No Impact

CENTRALIZED FACILITIES

FACILITIES MANAGEMENT 2023-2027



Construction Projects

- 2023
- 2024
- 2025
- 2026
- 2027
- Multiple

Solid - Construction
Dashed - Design Only
"X" Points - Design Only

HVAC Projects: Fire Stations, Land Acquisition
Concrete & Pavement: LEC & Street Campus
Renovations & Expansions: Streets & Parks Campuses, Ronning Library

..lendv\CIP\2023-2027\Report Maps\Report Maps.aprx6\06\22

This page intentionally left blank.



INTERNAL SERVICE FUND 851

Capital Program Sources		2023	2024	2025	2026	2027
Service Fees		7,747,400	4,484,500	5,250,500	8,463,500	7,295,000
Total Capital Sources		\$ 7,747,400	\$ 4,484,500	\$ 5,250,500	\$ 8,463,500	\$ 7,295,000
Pg. 148	Capital Improvement Projects					
	Underground Storage Tanks	334,000	708,000	-	-	-
	Total Capital Improvement Projects	\$ 334,000	\$ 708,000	\$ -	\$ -	\$ -
	Capital Equipment (R=Replace, N=New)					
	R Backhoe (4)	300,000	200,000	-	-	170,000
	R Compactor (3)	1,300,000	-	-	1,300,000	1,300,000
	R Compost Turner	-	-	-	-	350,000
	R Crane	-	30,000	-	-	-
	R Digger	-	-	350,000	-	-
	R Dozer (3)	1,300,000	-	950,000	150,000	-
	R Excavator (3)	800,000	-	100,000	-	-
	R Front End Loader (2)	-	350,000	-	800,000	-
	R Generator, Compressor	-	-	20,000	-	-
	R Grinder	-	-	-	-	900,000
	R Hydroseeder	-	-	-	100,000	-
	R Monitoring, Remote (3)	30,000	-	-	-	-
	R Mower	21,000	-	-	-	-
	R Oil Distributor	-	-	250,000	-	-
	N Parts Washer (2)	50,000	-	-	-	-
	R Pickup (46)	444,000	320,500	540,500	398,500	304,000
	R Pump, Trash 6"	36,000	-	-	-	-
	R Roll Cat	40,000	-	-	-	-
	R Sandbagger	25,000	-	-	-	-
	R Sander (16)	-	1,052,000	-	1,315,000	1,841,000
	R Scraper	-	-	-	1,500,000	-
	R Sedan (6)	35,000	70,000	-	120,000	-
	R Skidloader (5)	-	93,000	90,000	-	330,000
	R Snowblower (2)	-	-	-	350,000	-
	R SUV (2)	83,000	-	-	-	-
	R Sweeper (2)	-	-	600,000	-	-
	N Tire Changer	40,000	-	-	-	-
	R Toolcat (2)	200,000	-	-	-	75,000

FLEET (CONT.)

Capital Program	2023	2024	2025	2026	2027
<i>R Tractor (2)</i>	95,000	500,000	-	-	-
<i>R Trailer (4)</i>	-	-	100,000	300,000	-
<i>R Trailer, Side Dump (2)</i>	-	200,000	-	-	-
<i>R Truck (18)</i>	78,000	-	250,000	950,000	760,000
<i>R Truck, 1 Ton</i>	175,000	-	-	-	-
<i>R Truck, Bucket (3)</i>	200,000	165,000	-	-	175,000
<i>R Truck, Dump (13)</i>	585,000	726,000	560,000	240,000	520,000
<i>R Truck, Flusher</i>	300,000	-	-	-	-
<i>R Truck, Hauler</i>	850,000	-	-	-	-
<i>R Truck w/ Jet Vacuum (4)</i>	-	-	975,000	600,000	400,000
<i>R Truck, Hook (3)</i>	-	-	90,000	170,000	170,000
<i>R Truck, Semi (2)</i>	165,000	-	-	140,000	-
<i>R Utility Vehicle (3)</i>	46,000	-	-	30,000	-
<i>R Van (7)</i>	171,400	70,000	-	-	-
<i>R Vehicle Lubricant System</i>	44,000	-	-	-	-
<i>R Wheel Loader</i>	-	-	375,000	-	-
Total Capital Equipment Program	\$ 7,413,400	\$ 3,776,500	\$ 5,250,500	\$ 8,463,500	\$ 7,295,000
Total Capital Program	\$ 7,747,400	\$ 4,484,500	\$ 5,250,500	\$ 8,463,500	\$ 7,295,000

SIoux FALLS CAPITAL IMPROVEMENT PROGRAM 2023-2027

PROJECT TITLE:

UNDERGROUND STORAGE TANKS

PROJECT NO:

24012

DEPARTMENT:

Fleet Revolving

DEPARTMENT PROJECT PRIORITY:

1

TOTAL PROJECT COST:

\$ 1,042,000

DESCRIPTION:

Replace existing underground fuel storage tanks with new tanks and equipment, design and construct (23-24).

JUSTIFICATION:

Underground Storage Tanks have reached end of life cycle. Larger tanks are required to address future fueling business objectives.

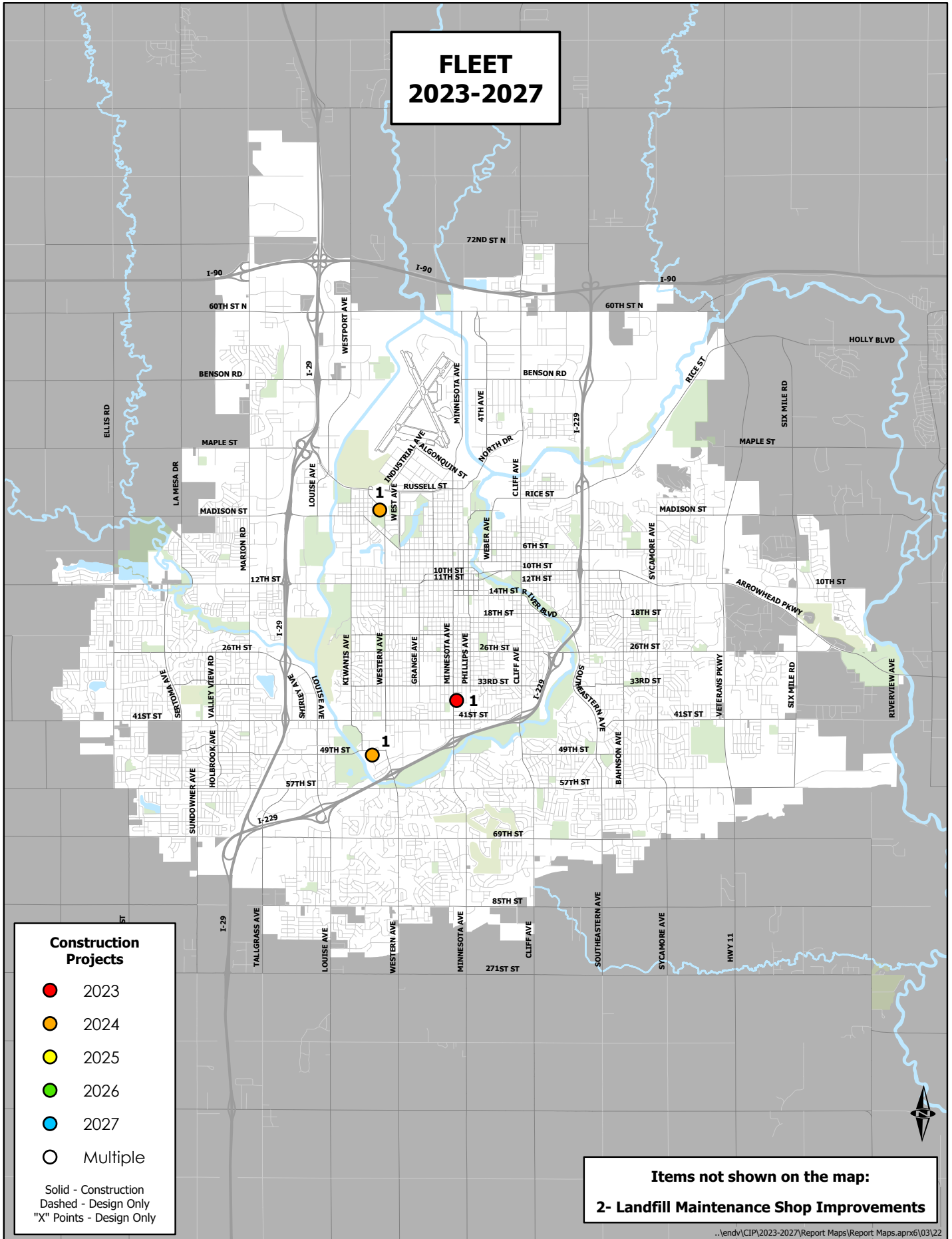
FUNDING SOURCES	2023	2024	2025	2026	2027	TOTAL
Service Fees	334,000	708,000				1,042,000
						0
TOTAL	334,000	708,000	0	0	0	1,042,000

OPERATIONAL BUDGET IMPACT

No Impact

FLEET

FLEET 2023-2027



..end\VCIP\2023-2027\Report Maps\Report Maps.aprx6\03\22

REVOLVING TECHNOLOGY

2023	\$ 1.4M
2024	\$ 1.4M
2025	\$ 1.4M
2026	\$ 1.4M
2027	\$ 1.4M

\$7.0M

INTERNAL SERVICE FUND 857

Capital Program Sources	2023	2024	2025	2026	2027
<i>Service Fees</i>	<i>1,400,000</i>	<i>1,400,000</i>	<i>1,400,000</i>	<i>1,400,000</i>	<i>1,400,000</i>
Total Capital Sources	\$ 1,400,000	\$ 1,400,000	\$ 1,400,000	\$ 1,400,000	\$ 1,400,000
Capital Equipment (R=Replace, N=New)					
<i>R Servers, Blades and Storage</i>	<i>752,500</i>	<i>875,000</i>	<i>875,000</i>	<i>805,000</i>	<i>805,000</i>
<i>R Switches, Routers & Equipment</i>	<i>322,500</i>	<i>375,000</i>	<i>375,000</i>	<i>345,000</i>	<i>345,000</i>
<i>R Wireless Network Infrastructure</i>	<i>325,000</i>	<i>150,000</i>	<i>150,000</i>	<i>250,000</i>	<i>250,000</i>
Total Capital Equipment Program	\$ 1,400,000	\$ 1,400,000	\$ 1,400,000	\$ 1,400,000	\$ 1,400,000
Total Capital Program	\$ 1,400,000	\$ 1,400,000	\$ 1,400,000	\$ 1,400,000	\$ 1,400,000

This page intentionally left blank.

APPENDIXES

CAPITAL PLAN SUMMARY

2023-2027 Capital Program (Capital Improvements & Capital Equipment)

Funding Sources	2023	2024	2025	2026	2027	Total
Sales/Use Tax	\$ 71,228,059	\$ 71,265,630	\$ 76,816,656	\$ 82,253,169	\$ 87,189,612	\$ 388,753,126
Platting Fees	4,120,000	4,230,000	4,340,000	4,450,000	4,530,000	21,670,000
User Fees	35,399,000	34,636,000	23,689,500	30,778,000	30,810,000	155,312,500
Internal Service Fees	14,049,400	8,609,500	10,408,500	12,327,500	9,186,000	54,580,900
State Contributions	9,055,000	8,884,000	5,000,000	3,000,000	1,000,000	26,939,000
Federal Funds	495,000	-	-	-	-	495,000
State Loans	31,999,000	55,661,000	50,152,000	43,349,000	17,845,000	199,006,000
Other Contributions	1,000,000	-	-	-	-	1,000,000
Storm Drainage Fees	11,240,000	8,720,000	8,514,000	10,429,000	9,001,000	47,904,000
Entertainment Tax	6,271,000	5,131,000	7,030,000	1,712,000	1,910,000	22,054,000
Transit Funds	400,000	1,640,000	100,000	153,500	7,180,000	9,473,500
Other Financing	1,989,000	525,000	115,000	115,000	815,000	3,559,000
Total Sources	\$ 187,245,459	\$ 199,302,130	\$ 186,165,656	\$ 188,567,169	\$ 169,466,612	\$ 930,747,026

Funding Uses	2023	2024	2025	2026	2027	Total
General Facilities	325,000	-	-	-	-	325,000
Communications	\$ 402,500	\$ 160,000	\$ 195,000	\$ 15,000	\$ 90,000	\$ 862,500
General Government	727,500	160,000	195,000	15,000	90,000	1,187,500
Fire	2,489,000	3,117,500	3,820,000	6,011,000	4,860,000	20,297,500
Police	2,289,600	1,184,500	3,440,500	1,906,100	4,710,100	13,530,800
Public Safety	4,778,600	4,302,000	7,260,500	7,917,100	9,570,100	33,828,300
Highways & Streets	67,573,159	65,906,845	68,494,656	68,891,569	75,135,512	346,001,741
Highways & Streets/Storm Drainage	11,240,000	8,720,000	12,114,000	10,429,000	9,001,000	51,504,000
Highways & Streets	78,813,159	74,626,845	80,608,656	79,320,569	84,136,512	397,505,741
Health	141,400	156,285	145,000	148,000	-	590,685
Ent. Venues/Events Complex	2,865,000	2,696,000	4,625,000	657,000	1,520,000	12,363,000
Ent. Venues/SF Stadium	269,000	-	-	-	-	269,000
Ent. Venues/Washington Pavilion	2,422,000	2,030,000	1,355,000	1,055,000	340,000	7,202,000
Ent. Venues/Orpheum	715,000	405,000	1,050,000	-	50,000	2,220,000
Parks & Recreation	12,546,000	8,408,000	8,246,500	10,766,500	6,129,000	46,096,000
Library	985,400	1,032,500	850,000	980,000	890,000	4,737,900
Culture & Recreation	19,802,400	14,571,500	16,126,500	13,458,500	8,929,000	72,887,900
Planning & Development Services	135,000	35,000	40,000	40,000	640,000	890,000
Transit	400,000	1,640,000	100,000	153,500	7,180,000	9,473,500
Public Parking	165,000	189,000	119,000	169,000	80,000	722,000
Electric Light	1,471,000	4,322,500	1,100,000	1,520,000	1,590,000	10,003,500
Sanitary Landfill	7,133,000	1,445,000	1,500,000	4,158,000	5,970,000	20,206,000
Water	25,712,500	21,990,000	13,680,000	18,612,500	16,874,500	96,869,500
Water Reclamation	33,916,500	67,254,500	54,882,500	50,727,500	25,220,500	232,001,500
Enterprise Funds	68,398,000	95,201,000	71,281,500	75,187,000	49,735,000	359,802,500
Centralized Facilities	4,902,000	2,725,000	3,758,000	2,464,000	491,000	\$ 14,340,000
Revolving Fleet	7,747,400	4,484,500	5,250,500	8,463,500	7,295,000	33,240,900
Revolving Technology	1,400,000	1,400,000	1,400,000	1,400,000	1,400,000	7,000,000
Internal Service Funds	14,049,400	8,609,500	10,408,500	12,327,500	9,186,000	54,580,900
Total Uses	\$ 187,245,459	\$ 199,302,130	\$ 186,165,656	\$ 188,567,169	\$ 169,466,612	\$ 930,747,026

SALES/USE TAX FUND 2023-2027 CAPITAL PROGRAM

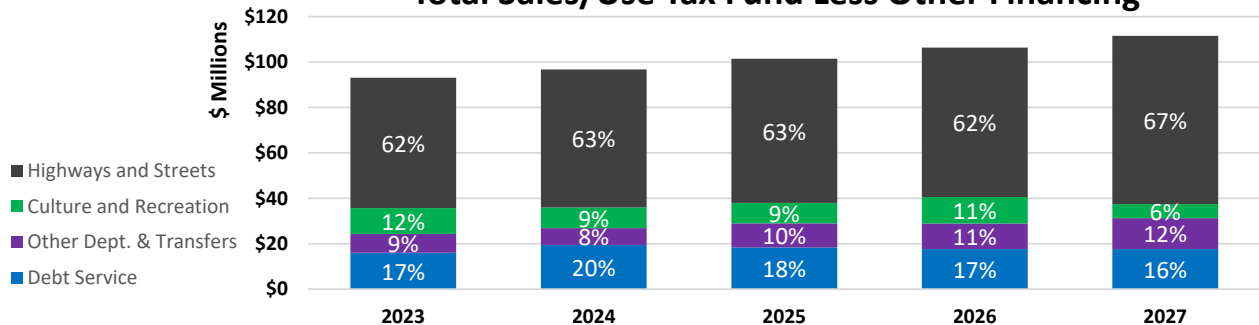
Sources

	2023	2024	2025	2026	2027	Total
Sales/Use Tax (2nd Penny)	\$89,048,565	\$92,610,508	\$97,241,034	\$102,103,087	\$107,208,242	\$488,211,436
Audits and Interest	750,000	750,000	750,000	750,000	750,000	3,750,000
Miscellaneous	150,000	150,000	150,000	150,000	150,000	750,000
Platting Fees	3,120,000	3,210,000	3,300,000	3,390,000	3,450,000	16,470,000
Other Financing	12,539,000	5,525,000	5,115,000	3,115,000	1,815,000	28,109,000
Total Sales Tax Fund Sources	\$ 105,607,565	\$ 102,245,508	\$ 106,556,034	\$ 109,508,087	\$ 113,373,242	\$ 537,290,436

Uses

	2023	2024	2025	2026	2027	Total
Highways & Streets						
Capital Improvement Projects (CIP)	\$ 66,783,159	\$ 65,582,845	\$ 68,250,656	\$ 68,551,569	\$ 74,621,512	\$ 343,789,741
Capital Equipment (OCEP)	790,000	324,000	244,000	340,000	514,000	2,212,000
Total Highways & Streets	67,573,159	65,906,845	68,494,656	68,891,569	75,135,512	346,001,741
Culture & Recreation						
Parks and Recreation (CIP)	10,370,600	6,680,000	6,903,500	7,995,500	5,621,000	37,570,600
Parks and Recreation (OCEP)	2,175,400	1,728,000	1,343,000	2,771,000	508,000	8,525,400
Library (OCEP)	985,400	1,032,500	850,000	980,000	890,000	4,737,900
Total Culture & Recreation	13,531,400	9,440,500	9,096,500	11,746,500	7,019,000	50,833,900
Other Departments						
General Facilities (CIP)	325,000	-	-	-	-	325,000
Fire (CIP)	-	250,000	550,000	3,500,000	500,000	4,800,000
Fire (OCEP)	2,489,000	2,867,500	3,270,000	2,511,000	4,360,000	15,497,500
Police (CIP)	-	-	2,000,000	500,000	3,250,000	5,750,000
Police (OCEP)	2,289,600	1,184,500	1,440,500	1,406,100	1,460,100	7,780,800
Public Health (OCEP)	141,400	156,285	145,000	148,000	-	590,685
Communications (OCEP)	402,500	160,000	195,000	15,000	90,000	862,500
Planning & Development Services (CIP)	135,000	35,000	40,000	40,000	40,000	290,000
Planning & Development Services (OCEP)	-	-	-	-	600,000	600,000
Total Other Departments	5,782,500	4,653,285	7,640,500	8,120,100	10,300,100	36,496,485
Total Departmental Uses	86,887,059	80,000,630	85,231,656	88,758,169	92,454,612	433,332,126
Transfers						
Transit Transfer	850,000	977,000	1,109,310	1,247,089	1,390,502	5,573,901
Fleet Transfer	250,000	250,000	250,000	250,000	250,000	1,250,000
Facilities Management Transfer	1,600,000	1,525,000	1,550,000	1,600,000	1,625,000	7,900,000
Total Transfers	2,700,000	2,752,000	2,909,310	3,097,089	3,265,502	14,723,901
Debt Service						
City Center Bond - General Government	1,801,700	1,803,350	1,804,350	1,803,750	1,801,000	9,014,150
Events Center Bonds - Entertainment	8,883,806	8,204,528	8,201,728	8,201,328	8,205,378	41,696,768
Quality of Life Bond - Culture & Recreation	1,839,750	1,835,250	763,490	-	-	4,438,490
Quality of Life III Bond - Culture & Recreation	-	4,150,000	4,150,000	4,150,001	4,150,750	16,600,751
Community One Bond- Public Safety	3,395,250	3,399,750	3,395,500	3,397,750	3,396,000	16,984,250
Other Debt Service	100,000	100,000	100,000	100,000	100,000	500,000
Total Debt Services	16,020,506	19,492,878	18,415,068	17,652,829	17,653,128	89,234,409
Total Sales/Use Tax Fund	\$ 105,607,565	\$ 102,245,508	\$ 106,556,034	\$ 109,508,087	\$ 113,373,242	\$ 537,290,436

Total Sales/Use Tax Fund Less Other Financing*



* Donations from outside sources for specific projects

SALES/USE TAX FUND

MAJOR CHANGES FROM 2022-2026 PLAN

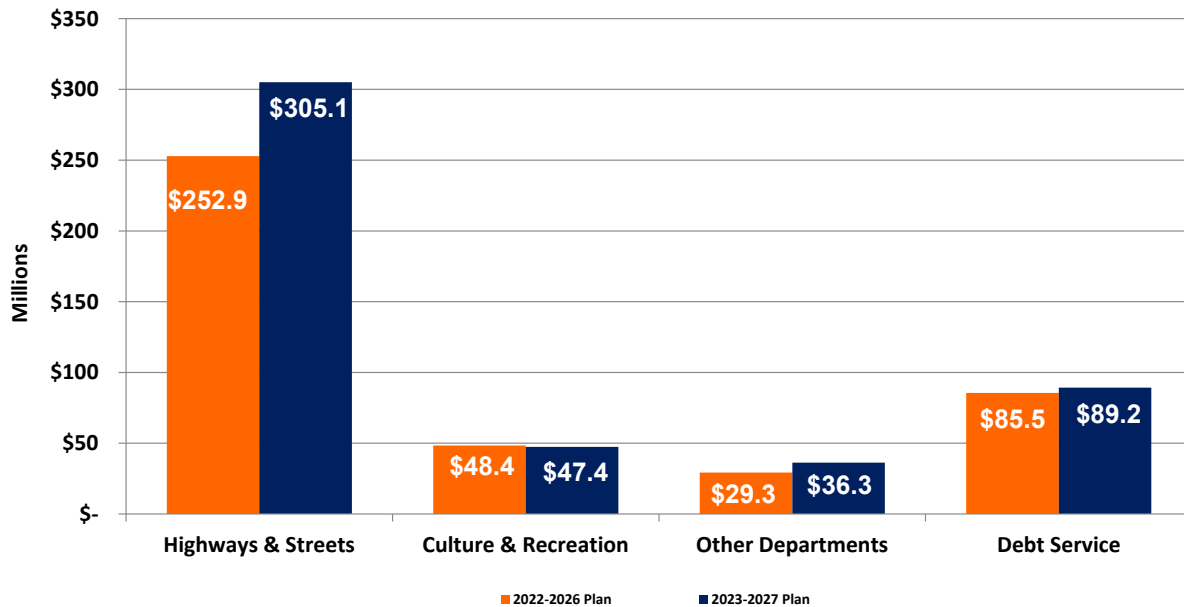
	<u>2023</u>	<u>2024</u>	<u>2025</u>	<u>2026</u>
Highways and Streets				
Multiple Street Maintenance Programs				
<i>Asphalt Street Rehabilitation Program</i>	1,155,000	1,098,250	1,202,980	1,317,629
<i>Core Neighborhood Recon Program</i>	425,000	408,100	424,344	463,061
<i>Surface Treatment Program</i>	300,000	290,000	292,400	324,520
<i>Concrete Pavement Restoration</i>	660,000	642,250	710,740	790,777
11006 Arterial Street Improvements				
<i>South Veterans Parkway Improvements</i>	3,000,000	(1,629,155)	949,700	1,000,000
11003 Major Street Reconstruction				
<i>Various Road Projects</i>	1,006,869		1,000,000	1,270,582
11009 Right-Of-Way Acquisition and Restoration				
<i>Right of Way acquisition for Street Projects</i>	1,100,000	1,000,000	1,000,000	1,000,000
11002 School District/Park Site Coordination				
<i>Widen Cliff Ave-Harrisburg Freshmen Academy</i>	3,000,000			
<i>McGovern Middle School Collector Streets</i>		1,000,000		
11125 ADA Transition Plan				
<i>Pedestrian Facility Improvements</i>	600,000	600,000	600,000	600,000
11088 Salt Storage Facility				
<i>Salt Storage Dome Facility</i>	(1,775,000)	1,960,000		
11029 49th Street Extension				
<i>Extend 49th Street from Western to Grange</i>		(900,000)	(1,000,000)	1,200,000
20005 Light and Power Facility Enhancements				
<i>Construction of new joint Lights/Traffic Building</i>	(2,650,000)	3,000,000		
Centralized Facilities				
06020 Centralized Facilities Land Acquisition				
<i>Strategic Land Acquisition</i>	500,000			
Police				
10007 Eastside Report to Work				
<i>Moved back Eastside Report to Work</i>				(1,500,000)
Parks and Recreation				
14079 Greenways/Trails				
<i>Big Sioux River (Lien Park to Bahnson)</i>	342,000			
<i>Dawley Farm Trail (18th to 26th)</i>				450,000
14080 Neighborhood Parks				
<i>Moved back Willow Ridge park</i>	(65,000)	(400,000)	78,000	480,000
<i>Prairie Trail Park</i>	22,000	115,000		
<i>Park Development in underserved areas</i>				350,000
14082 Community/Regional Park Improvements				
<i>Covell Lake East Bank Retoration</i>	325,000			
<i>Arrowhead Park House Renovation</i>	100,000	500,000		
<i>Arboretum Master Plan</i>		150,000		
<i>Multi Purpose Field at Sanford Complex</i>			152,500	
14008 Land Acquisition				
<i>New Park Development</i>	187,600	243,000	575,000	540,000
14071 Parks Storage Facility				
<i>49th Street Park Shop Campus Expansion</i>	(285,600)	(1,554,000)	2,300,000	
<i>Sherman Park Shop Building</i>				100,000

SALES/USE TAX FUND 2023-2027 CAPITAL PROGRAM

(CASH BASIS)

Sales/Use Tax Plan-to-Plan Comparison (Debt/Transfers Unallocated to Departments)

	2022	2023	2024	2025	2026	2027	Total
Highways & Streets							
2023-2027 Plan	\$ -	\$ 54,278,159	\$ 57,521,845	\$ 60,169,656	\$ 62,476,569	\$ 70,660,511	\$305,106,740
2022-2026 Plan	47,963,651	46,630,419	49,912,640	54,615,491	53,740,000	-	252,862,201
Increase/(Decrease)		7,647,740	7,609,205	5,554,165	8,736,569		52,244,539
Culture & Recreation							
2023-2027 Plan	-	11,391,400	9,090,500	9,006,500	11,656,500	6,229,000	47,373,900
2022-2026 Plan	12,933,100	10,018,400	10,028,500	5,872,500	9,561,500	-	48,414,000
Increase/(Decrease)		1,373,000	(938,000)	3,134,000	2,095,000		(1,040,100)
Other Departments							
2023-2027 Plan	-	5,558,500	4,653,285	7,640,500	8,120,100	10,300,100	36,272,485
2022-2026 Plan	5,541,500	5,655,750	2,640,785	6,652,500	8,827,500	-	29,318,035
Increase/(Decrease)		(97,250)	2,012,500	988,000	(707,400)		6,954,450
Debt Service							
2023-2027 Plan	-	16,020,506	19,492,878	18,415,068	17,652,829	17,653,128	89,234,409
2022-2026 Plan	16,195,948	16,020,506	18,742,878	17,665,068	16,902,828	-	85,527,228
Increase/(Decrease)		-	750,000	750,000	750,001		3,707,181
Total Increase/(Decrease)	\$ -	\$ 8,923,490	\$ 9,433,705	\$ 10,426,165	\$ 10,874,170	\$ -	\$ 61,866,070



2023-2027 Capital Program (Fund 253)

Sales Tax Fund (Fund 253)

				2022-2026			2023			2022-2026			2024			2022-2026			2025			2022-2026			2026			2027			Total
Dept	PR	Description	Proj. #	Plan Amount	Changes	Request	Plan Amount	Changes	Request	Plan Amount	Changes	Request	Plan Amount	Changes	Request	Request	Changes	Request	Request	Changes	Request	Request	Changes	Request	Request	Request	Request	Request	Request		
11	1	Asphalt Street Rehabilitation Program	11079	6,119,129	1,155,871	7,275,000	6,395,000	1,098,250	7,493,250	6,590,000	1,202,980	7,792,980	6,865,000	1,317,629	8,182,629	6,865,000	1,317,629	8,182,629	8,673,587		8,673,587									39,417,446	
11	2	Neighborhood Street Rehabilitation Program	11073	2,445,000	425,000	2,870,000	2,548,000	408,100	2,956,100	2,650,000	424,344	3,074,344	2,765,000	463,061	3,228,061	2,765,000	463,061	3,228,061	3,421,745		3,421,745									15,550,250	
11	3	Surface Treatment Program	11074	1,700,000	300,000	2,000,000	1,770,000	290,000	2,060,000	1,850,000	292,400	2,142,400	1,925,000	324,520	2,249,520	1,925,000	324,520	2,249,520	2,384,491		2,384,491									10,836,411	
11	4	Concrete Pavement Restoration	11001	3,915,000	660,000	4,575,000	4,070,000	642,250	4,712,250	4,190,000	710,740	4,900,740	4,355,000	790,777	5,145,777	4,355,000	790,777	5,145,777	5,454,524		5,454,524									24,788,291	
11	5	Arterial Intersection Improvements	11012	1,000,000	-	1,000,000	1,115,000	-	1,115,000	1,730,000	-	1,730,000	2,730,000	-	2,730,000	2,730,000	-	2,730,000	3,360,000		3,360,000									9,935,000	
11	6	Bridge and Retaining Wall Rehabilitation	11014	475,000	-	475,000	575,000	-	575,000	600,000	-	600,000	600,000	-	600,000	600,000	-	600,000	725,000		725,000									2,975,000	
11	7	Major Street Reconstruction	11003	6,973,827	1,006,869	7,980,696	9,007,644	(315,240)	8,692,404	11,316,846	1,000,000	12,316,846	11,625,000	1,270,582	12,895,582	11,625,000	1,270,582	12,895,582	15,125,000		15,125,000									57,010,528	
11	8	Arterial Street Improvements	11006	9,133,463	3,000,000	12,133,463	9,037,996	(1,629,155)	7,408,841	9,638,645	949,701	10,588,346	10,500,000	1,000,000	11,500,000	10,500,000	1,000,000	11,500,000	14,292,165		14,292,165									55,922,815	
11	10	Right-Of-Way Acquisition and Restoration	11009	900,000	1,100,000	2,000,000	1,000,000	1,000,000	2,000,000	1,000,000	1,000,000	2,000,000	1,000,000	1,000,000	2,000,000	1,000,000	1,000,000	2,000,000	2,000,000		2,000,000									10,000,000	
11	11	Bridge Reconstruction Program	11086	400,000	-	400,000	3,325,000	-	3,325,000	5,800,000	-	5,800,000	3,250,000	-	3,250,000	3,250,000	-	3,250,000	1,500,000		1,500,000									14,275,000	
11	9	Downtown Area - Street & Utility Improvements	11007	1,500,000	-	1,500,000	1,725,000	-	1,725,000	1,955,000	-	1,955,000	1,955,000	-	1,955,000	1,955,000	-	1,955,000	2,155,000		2,155,000									9,290,000	
11	12	ADA Improvements	11018	1,200,000	-	1,200,000	1,650,000	-	1,650,000	2,200,000	-	2,200,000	2,200,000	-	2,200,000	2,200,000	-	2,200,000	-		-									7,250,000	
11	14	School District/Park Site Coordination	11002	2,065,000	3,000,000	5,065,000	215,000	1,000,000	1,215,000	215,000	-	215,000	215,000	-	215,000	215,000	-	215,000	225,000		225,000									6,935,000	
11	13	Railroad Crossing Improvements	11011	80,000	-	80,000	80,000	-	80,000	80,000	-	80,000	95,000	-	95,000	95,000	-	95,000	95,000		95,000									430,000	
11	15	SDDOT Project Coordination	11013	140,000	-	140,000	195,000	-	195,000	195,000	-	195,000	195,000	-	195,000	195,000	-	195,000	195,000		195,000									920,000	
11	15	ADA Transition Plan	11125	-	600,000	600,000	-	600,000	600,000	-	600,000	600,000	-	600,000	600,000	-	600,000	600,000	600,000		600,000									3,000,000	
11	16	Traffic Signal Improvements	11010	234,000	-	234,000	280,000	-	280,000	280,000	-	280,000	380,000	-	380,000	380,000	-	380,000	430,000		430,000									1,604,000	
11	17	Communications Network Upgrade	11008	225,000	-	225,000	250,000	-	250,000	250,000	-	250,000	400,000	-	400,000	400,000	-	400,000	450,000		450,000									1,575,000	
11	18	Arrowhead Parkway Improvements	11064	-	-	-	3,150,000	-	3,150,000	-	-	-	-	-	-	-	-	-	-		-									3,150,000	
11	19	85th St & I-29 Improvements	11017	-	-	-	-	100,000	100,000	-	-	-	-	-	-	-	-	-	-		-									100,000	
11	20	Veterans Parkway Construction	11067	100,000	-	100,000	100,000	-	100,000	100,000	-	100,000	100,000	-	100,000	100,000	-	100,000	100,000		100,000									500,000	
11	22	49th Street Extension	11029	1,000,000	-	1,000,000	1,000,000	(900,000)	100,000	1,500,000	(1,000,000)	500,000	-	1,200,000	1,200,000	-	1,200,000	2,200,000		2,200,000									5,000,000		
11	23	Street Lights in Developed Areas	11027	370,000	-	370,000	470,000	-	470,000	470,000	-	470,000	500,000	-	500,000	500,000	-	500,000	530,000		530,000									2,340,000	
11	24	LED Street Light Upgrade Program	11030	540,000	-	540,000	650,000	-	650,000	650,000	-	650,000	750,000	-	750,000	750,000	-	750,000	800,000		800,000									3,390,000	
11	25	Pedestrian & Bicycle Improvements	11075	300,000	75,000	375,000	325,000	-	325,000	325,000	-	325,000	325,000	-	325,000	325,000	-	325,000	350,000		350,000									1,700,000	
11	26	Salt Storage Facility	11088	1,775,000	(1,775,000)	-	-	1,960,000	1,960,000	-	-	-	-	-	-	-	-	-	-		-									1,960,000	
11	27	Benson Road and I229 Area Improvements	11098	50,000	-	50,000	-	-	-	-	-	-	-	-	-	-	-	-	-		-									50,000	
11	28	Cliff Avenue and I229 Area Improvements	11100	100,000	-	100,000	100,000	-	100,000	-	100,000	100,000	-	-	100,000	100,000	-	-	-		-									300,000	
11	29	Minnesota Avenue and I229 Area Improvements	11099	100,000	-	100,000	-	-	-	100,000	-	100,000	-	-	-	100,000	-	-	100,000		100,000									300,000	
11	30	Equipment Storage	11124	-	-	-	-	-	-	-	-	-	-	380,000	380,000	-	380,000	4,330,000		4,330,000										4,710,000	
11		Drainage Improvement in Existing Areas	11023	250,000	-	250,000	275,000	-	275,000	300,000	-	300,000	325,000	-	325,000	325,000	-	325,000	350,000		350,000									1,500,000	
20		Light and Power Campus Enhancements	20005	2,900,000	(2,650,000)	250,000	-	3,000,000	3,000,000	-	-	-	-	-	-	-	-	-	-		-									3,250,000	
20		Pole Improvement Program	20006	100,000	100,000	200,000	100,000	100,000	200,000	150,000	50,000	200,000	200,000	50,000	250,000	200,000	50,000	250,000	300,000		300,000									1,150,000	
22		Citywide Water Main Replacement	22003	400,000	-	400,000	435,000	-	435,000	460,000	-	460,000	485,000	-	485,000	485,000	-	485,000	-		-									1,780,000	
Total Highways & Streets CIP				\$ 46,490,419	\$ 6,997,740	\$ 53,488,159	\$ 49,843,640	\$ 7,354,205	\$ 57,197,845	\$ 54,595,491	\$ 5,330,165	\$ 59,925,656	\$ 53,740,000	\$ 8,396,569	\$ 62,136,569	\$ 70,146,512															\$ 302,894,741
6	1	Facilities Land Acquisition	06020	-	325,000	325,000	-	-	-	-	-	-	-	-	-	-	-	-		-										325,000	
9	1	Fire Land Acquisition	09008	-	-	-	-	250,000	250,000	-	250,000	250,000	300,000	200,000	500,000	300,000	200,000	500,000	-		-									1,000,000	
9	2	Fire Station #13	09016	-	-	-	-	-	-	-	-	300,000	-	300,000	3,000,000	-	3,000,000	-		-										3,300,000	
9	3	Fire Station #6 Rebuild	09020	-	-	-	-	-	-	-	-	-	-	-	-	-	-	-	500,000		500,000									500,000	
9	4	Fire Headquarters Remodel	09019	-	-	-	100,000	(100,000)	-	500,000	(500,000)	-	-	-	-	-	-	-	-		-									-	
10	1	Police Eastside Report to Work Location	10007	-	-	-	-	-	-	100,000	400,000	500,000	2,000,000	(1,500,000)	500,000	2,000,000	(1,500,000)	500,000	3,250,000		3,250,000									4,250,000	
10	2	Police Westside Report to Work Station	10008	-	-	-	-	-	-	1,500,000	-	1,500,000	-	-	-	-	-	-	-		-									1,500,000	
16	1	Sculpture Walk	16001	30,000	5,000	35,000	30,000	5,000	35,000	30,000	10,000	40,000	30,000	10,000	40,000	30,000	10,000	40,000	40,000		40,000									190,000	
16	2	Core Façade Easment	16002	-	100,000	100,000	-	-	-	-	-	-	-	-	-	-	-	-	-		-									100,000	
6		Facilities Capital (Tfr to Fund 848)		952,518	647,482	1,600,000	1,115,894	409,106	1,525,000	924,767	625,233	1,550,000	975,014	624,986	1,600,000	975,014	624,986	1,600,000	1,625,000		1,625,000									7,900,000	
24		Fleet Capital (Tfr to Fund 851)		-	250,000	250,000	-	250,000	250,000	-	250,000	250,000	-	250,000	250,000	-	250,000	250,000	250,000		250,000									1,250,000	
29		Transit Capital (Tfr to fund 268)		750,000	100,000	850,000																									

2023-2027 Capital Program (Fund 253)

Sales Tax Fund (Fund 253)

Dept	PR	Description	Proj. #	2022-2026			2023			2022-2026			2024			2022-2026			2025			2022-2026			2026			2027			Total		
				Plan Amount	Changes	Request	Plan Amount	Changes	Request	Plan Amount	Changes	Request	Plan Amount	Changes	Request	Request	Changes	Request	Request	Changes	Request	Request	Changes	Request	Request	Changes	Request	Request	Changes	Request	Request	Changes	Request
11		Highways & Streets OCEP		\$ 140,000	\$ 650,000	\$ 790,000	\$ 69,000	\$ 255,000	\$ 324,000	\$ 20,000	\$ 224,000	\$ 244,000	\$ -	\$ 340,000	\$ 340,000	\$ 514,000	\$ 2,212,000																
9		Fire OCEP		3,124,500	(859,500)	2,265,000	1,193,500	1,674,000	2,867,500	2,631,500	638,500	3,270,000	2,131,500	379,500	2,511,000	4,360,000	15,273,500																
10		Police OCEP		1,994,000	295,600	2,289,600	1,010,000	174,500	1,184,500	1,264,000	176,500	1,440,500	1,218,000	188,100	1,406,100	1,460,100	7,780,800																
8		Communications OCEP		382,500	20,000	402,500	160,000	-	160,000	195,000	-	195,000	-	15,000	15,000	90,000	862,500																
12		Health OCEP		124,750	16,650	141,400	147,285	9,000	156,285	132,000	13,000	145,000	148,000	-	148,000	-	590,685																
15		Library OCEP		919,400	6,000	925,400	953,500	19,000	972,500	790,000	-	790,000	910,000	10,000	920,000	830,000	4,437,900																
14		Parks & Recreation OCEP		1,579,400	596,000	2,175,400	1,538,000	190,000	1,728,000	1,296,500	46,500	1,343,000	2,511,000	260,000	2,771,000	508,000	8,525,400																
16		Planning & Development Services OCEP		-	-	-	-	-	-	-	-	-	-	-	-	600,000	600,000																
Total OCEP				\$ 8,264,550	\$ 724,750	\$ 8,989,300	\$ 5,071,285	\$ 2,321,500	\$ 7,392,785	\$ 6,329,000	\$ 1,098,500	\$ 7,427,500	\$ 6,918,500	\$ 1,192,600	\$ 8,111,100	\$ 8,362,100	\$ 40,282,785																
Total Sales Tax Capital (CIP, OCEP, Transit Tfr)				\$ 64,007,087	\$ 9,920,972	\$ 73,928,059	\$ 64,447,819	\$ 9,569,811	\$ 74,017,630	\$ 68,815,258	\$ 10,910,708	\$ 79,725,966	\$ 73,854,014	\$ 11,496,244	\$ 85,350,258	\$ 90,455,114	\$ 403,477,027																

Other Financing (Fund 253)

			2022-2026 Plan	Changes	2023 Request	2022-2026 Plan	Changes	2023 Request	2022-2026 Plan	Changes	2025 Request	2022-2026 Plan	Changes	2026 Request	2027 Request	Total Request	
Fire																	
9		Fire OCEP	-	224,000	224,000	-	-	-	-	-	-	-	-	-	-	224,000	
Library																	
15		Library OCEP	55,000	5,000	60,000	55,000	5,000	60,000	55,000	5,000	60,000	55,000	5,000	60,000	60,000	300,000	
Highways & Streets																	
11		Bridge and Retaining Wall Rehabilitation	11014	500,000	500,000	1,000,000	500,000	500,000	1,000,000	500,000	500,000	1,000,000	500,000	500,000	1,000,000	5,000,000	
11		Arterial Street Improvements	11006	-	4,000,000	4,000,000	-	-	-	-	-	-	-	-	-	4,000,000	
11		School District/Park Site Coordination	11002	150,000	-	150,000	-	150,000	150,000	-	-	-	-	-	-	300,000	
11		Arrowhead Parkway Improvements	11064	2,000,000	-	2,000,000	2,000,000	-	2,000,000	2,000,000	-	-	-	-	-	6,000,000	
11		Veterans Parkway Improvements	11067	-	1,000,000	1,000,000	-	-	-	-	-	-	-	-	-	1,000,000	
11		LED Street Light Upgrade Program	11030	25,000	-	25,000	25,000	-	25,000	-	25,000	25,000	-	25,000	25,000	125,000	
11		South Veterans Parkway Improvements	11120	-	2,000,000	2,000,000	-	2,000,000	2,000,000	-	2,000,000	-	2,000,000	2,000,000	-	8,000,000	
11		Platting Fees - Arterial Street Improvements	11006	2,620,000	500,000	3,120,000	2,660,000	550,000	3,210,000	2,700,000	600,000	3,300,000	2,740,000	650,000	3,390,000	3,450,000	16,470,000
11		Pedestrian & Bicycle Improvements	11075	500,000	(500,000)	-	500,000	(500,000)	-	500,000	(500,000)	-	500,000	(500,000)	-	-	
Parks & Recreation																	
14		Community/Regional Park Improvements	14082	-	1,500,000	1,500,000	-	150,000	150,000	-	-	-	-	-	500,000	2,150,000	
14		Falls Park Improvements	14001	-	-	-	-	-	-	-	-	-	-	-	200,000	200,000	
14		Park Land Acquisition	14008	-	580,000	580,000	-	30,000	30,000	-	30,000	-	30,000	30,000	30,000	700,000	
14		Development of Play Structures	14022	-	-	-	110,000	-	110,000	-	-	-	-	-	-	110,000	
Total Other Financing			\$ 5,850,000	\$ 9,809,000	\$ 15,659,000	\$ 5,850,000	\$ 2,885,000	\$ 8,735,000	\$ 3,780,000	\$ 4,635,000	\$ 8,415,000	\$ 3,820,000	\$ 2,685,000	\$ 6,505,000	\$ 5,265,000	\$ 44,579,000	
Total Fund 253			\$ 69,857,087	\$ 19,729,972	\$ 89,587,059	\$ 70,297,819	\$ 12,454,811	\$ 82,752,630	\$ 72,595,258	\$ 15,545,708	\$ 88,140,966	\$ 77,674,014	\$ 14,181,244	\$ 91,855,258	\$ 95,720,114	\$ 448,056,027	

2023-2027 Capital Program - Other Funds

Events Complex (Fund 250)

Dept	PR	Description	Proj. #	2022-2026			2023			2024			2025			2026			2027	Total
				Plan Amount	Changes	Request	Plan Amount	Changes	Request	Plan Amount	Changes	Request	Plan Amount	Changes	Request	Plan Amount	Changes	Request	Request	Request
13		Arena OCEP		\$ 47,500	\$ 72,500	\$ 120,000	\$ 47,500	\$ (47,500)	\$ -	\$ -	\$ -	\$ -	\$ -	\$ -	\$ -	\$ -	\$ -	\$ -	120,000	
13	1	Convention Center Building Improvements	13005	250,000	250,000	500,000	-	150,000	150,000	-	200,000	200,000	-	-	-	-	-	200,000	1,050,000	
13		Convention Center OCEP		429,000	251,000	680,000	73,000	118,000	191,000	-	50,000	50,000	-	-	-	-	-	-	921,000	
13	1	Event Center Building Improvements	13014	400,000	(25,000)	375,000	500,000	425,000	925,000	150,000	400,000	550,000	300,000	-	-	-	-	1,000,000	3,150,000	
13		Event Center OCEP		1,150,000	40,000	1,190,000	360,000	1,070,000	1,430,000	4,525,000	(700,000)	3,825,000	205,000	152,000	357,000	-	-	320,000	7,122,000	
Total Events Complex				\$ 2,276,500	\$ 588,500	\$ 2,865,000	\$ 980,500	\$ 1,715,500	\$ 2,696,000	\$ 4,675,000	\$ (50,000)	\$ 4,625,000	\$ 555,000	\$ 102,000	\$ 657,000	\$ -	\$ 1,520,000	\$ -	\$ 12,363,000	

Sioux Falls Stadium (Fund 250)

Dept	PR	Description	Proj. #	2022-2026			2023			2024			2025			2026			2027	Total
				Plan Amount	Changes	Request	Plan Amount	Changes	Request	Plan Amount	Changes	Request	Plan Amount	Changes	Request	Plan Amount	Changes	Request	Request	Request
13		Sioux Falls Stadium Improvements	13013	\$ -	\$ 260,000	\$ 260,000	\$ -	\$ -	\$ -	\$ -	\$ -	\$ -	\$ -	\$ -	\$ -	\$ -	\$ -	\$ -	\$ 260,000	
13	1	OCEP		9,000	-	9,000	-	-	-	-	-	-	-	-	-	-	-	-	9,000	
Total SF Stadium				\$ 9,000	\$ 260,000	\$ 269,000	\$ -	\$ -	\$ -	\$ -	\$ -	\$ -	\$ -	\$ -	\$ -	\$ -	\$ -	\$ -	\$ -	\$ 269,000

Washington Pavilion (Fund 250)

Dept	PR	Description	Proj. #	2022-2026			2023			2024			2025			2026			2027	Total
				Plan Amount	Changes	Request	Plan Amount	Changes	Request	Plan Amount	Changes	Request	Plan Amount	Changes	Request	Plan Amount	Changes	Request	Request	Request
13	1	Washington Pavilion Building Improvements	13003	\$ 500,000	\$ 275,000	\$ 775,000	\$ 200,000	\$ 1,330,000	\$ 1,530,000	\$ 200,000	\$ 800,000	\$ 1,000,000	\$ 100,000	\$ 615,000	\$ 715,000	\$ -	\$ -	\$ -	\$ 4,020,000	
13		OCEP		1,414,000	233,000	1,647,000	500,000	-	500,000	120,000	235,000	355,000	200,000	140,000	340,000	340,000	-	-	3,182,000	
Total Washington Pavilion				\$ 1,914,000	\$ 508,000	\$ 2,422,000	\$ 700,000	\$ 1,330,000	\$ 2,030,000	\$ 320,000	\$ 1,035,000	\$ 1,355,000	\$ 300,000	\$ 755,000	\$ 1,055,000	\$ 340,000	\$ -	\$ 340,000	\$ -	\$ 7,202,000

Orpheum (Fund 250)

Dept	PR	Description	Proj. #	2022-2026			2023			2024			2025			2026			2027	Total
				Plan Amount	Changes	Request	Plan Amount	Changes	Request	Plan Amount	Changes	Request	Plan Amount	Changes	Request	Plan Amount	Changes	Request	Request	Request
13	1	Orpheum Building Improvements	13002	\$ 400,000	\$ 250,000	\$ 650,000	\$ 150,000	\$ (45,000)	\$ 105,000	\$ -	\$ 1,050,000	\$ 1,050,000	\$ -	\$ -	\$ -	\$ -	\$ -	\$ -	\$ 1,805,000	
13		OCEP		-	65,000	65,000	-	300,000	300,000	-	-	-	-	-	-	-	-	50,000	415,000	
Total Orpheum				\$ 400,000	\$ 315,000	\$ 715,000	\$ 150,000	\$ 255,000	\$ 405,000	\$ -	\$ 1,050,000	\$ 1,050,000	\$ -	\$ -	\$ -	\$ -	\$ 50,000	\$ -	\$ 2,220,000	

Entertainment Tax Fund Total

\$ 4,599,500	\$ 1,671,500	\$ 6,271,000	\$ 1,830,500	\$ 3,300,500	\$ 5,131,000	\$ 4,995,000	\$ 2,035,000	\$ 7,030,000	\$ 855,000	\$ 857,000	\$ 1,712,000	\$ 1,910,000	\$ -	\$ 1,910,000	\$ -	\$ 1,910,000	\$ -	\$ 22,054,000
---------------------	---------------------	---------------------	---------------------	---------------------	---------------------	---------------------	---------------------	---------------------	-------------------	-------------------	---------------------	---------------------	-------------	---------------------	-------------	---------------------	-------------	----------------------

Transit (Fund 268)

Dept	PR	Description	Proj. #	2022-2026			2023			2024			2025			2026			2027	Total
				Plan Amount	Changes	Request	Plan Amount	Changes	Request	Plan Amount	Changes	Request	Plan Amount	Changes	Request	Plan Amount	Changes	Request	Request	Request
29		OCEP		110,000	290,000	400,000	1,160,000	480,000	1,640,000	90,000	10,000	100,000	143,500	10,000	153,500	7,180,000	7,180,000	9,473,500		
Total Transit Fund				\$ 110,000	\$ 290,000	\$ 400,000	\$ 1,160,000	\$ 480,000	\$ 1,640,000	\$ 90,000	\$ 10,000	\$ 100,000	\$ 143,500	\$ 10,000	\$ 153,500	\$ 7,180,000	\$ 7,180,000	\$ -	\$ 9,473,500	

Public Parking (Fund 665)

Dept	PR	Description	Proj. #	2022-2026			2023			2024			2025			2026			2027	Total
				Plan Amount	Changes	Request	Plan Amount	Changes	Request	Plan Amount	Changes	Request	Plan Amount	Changes	Request	Plan Amount	Changes	Request	Request	Request
19	1	Parking Lot & Ramp Improvements	19001	\$ 65,000	\$ -	\$ 65,000	\$ 75,000	\$ -	\$ 75,000	\$ 80,000	\$ -	\$ 80,000	\$ 80,000	\$ -	\$ 80,000	\$ 80,000	\$ -	\$ -	\$ 380,000	
19		OCEP		95,000	5,000	100,000	114,000	-	114,000	30,000	9,000	39,000	70,000	19,000	89,000	-	-	-	342,000	
Total Public Parking Fund				\$ 160,000	\$ 5,000	\$ 165,000	\$ 189,000	\$ -	\$ 189,000	\$ 110,000	\$ 9,000	\$ 119,000	\$ 150,000	\$ 19,000	\$ 169,000	\$ 80,000	\$ -	\$ 80,000	\$ 722,000	

Centralized Facilities (Fund 848)

Dept	PR	Description	Proj. #	2022-2026			2023			2024			2025			2026			2027	Total
				Plan Amount	Changes	Request	Plan Amount	Changes	Request	Plan Amount	Changes	Request	Plan Amount	Changes	Request	Plan Amount	Changes	Request	Request	Request
6	1	Centralized Facilities Improvements	06012	\$ 885,518	\$ 3,814,482	\$ 4,700,000	\$ 1,005,894	\$ 1,719,106	\$ 2,725,000	\$ 891,767	\$ 2,833,233	\$ 3,725,000	\$ 900,014	\$ 1,449,986	\$ 2,350,000	\$ 450,000	\$ -	\$ -	\$ 13,950,000	
6		OCEP		67,000	135,000	202,000	13,000	(13,000)	-	33,000	-	33,000	75,000	39,000	114,000	41,000	-	-	390,000	
Total Technology Revolving Fund				\$ 952,518	\$ 3,949,482	\$ 4,902,000	\$ 1,018,894	\$ 1,706,106	\$ 2,725,000	\$ 924,767	\$ 2,833,233	\$ 3,758,000	\$ 975,014	\$ 1,488,986	\$ 2,464,000	\$ 491,000	\$ -	\$ -	\$ 14,340,000	

Technology Revolving Fund (Fund 857)

Dept	PR	Description	Proj. #	2022-2026			2023			2024			2025			2026			2027	Total
				Plan Amount	Changes	Request	Plan Amount	Changes	Request	Plan Amount	Changes	Request	Plan Amount	Changes	Request	Plan Amount	Changes	Request	Request	Request
28		OCEP		\$ 1,400,000	\$ -	\$ 1,400,000	\$ 1,400,000	\$ -	\$ 1,400,000	\$ 1,400,000	\$ -	\$ 1,400,000	\$ 1,400,000	\$ -	\$ 1,400,000	\$ 1,400,000	\$ -	\$ -	\$ 7,000,000	
Total Technology Revolving Fund				\$ 1,400,000	\$ -	\$ 1,400,000	\$ 1,400,000	\$ -	\$ 1,400,000	\$ 1,400,000	\$ -	\$ 1,400,000	\$ 1,400,000	\$ -	\$ 1,400,000	\$ 1,400,000	\$ -	\$ 1,400,000	\$ -	\$ 7,000,000

2023-2027 Capital Program - Public Works Other Funds

Storm Drainage (Fund 272)			
Dept	PR	Description	Proj. #
11	1	Drainage Improvements in Developing Areas	11020
11	2	Sump Pump Collection Systems	11021
11	3	Unforeseen Drainage Improvements	11022
11	4	Drainage Improvements in Existing Areas	11023
11	5	Regional Storm Water Analysis and Improvements	11087
11	6	Flood Control System Improvements	11078
11	7	Covell Area Basin Drainage Improvements	11026
11	8	Land Acquisition for Drainage Projects	11121
11		Arterial Street Improvements	11006
23		Sanitary Pipe Lining Program	23002
		OCEP	
Total Storm Drainage Fund			

2022-2026		2023	
Plan Amount	Changes	Request	
\$ 4,440,000	\$ (40,000)	\$ 4,400,000	
500,000	-	500,000	
330,000	-	330,000	
240,000	2,190,000	2,430,000	
3,050,000	(1,020,000)	2,030,000	
270,000	-	270,000	
25,000	-	25,000	
380,000	110,000	490,000	
600,000	-	600,000	
60,000	-	60,000	
115,000	(10,000)	105,000	
\$ 10,010,000	\$ 1,230,000	\$ 11,240,000	

2022-2026		2024	
Plan Amount	Changes	Request	
\$ 2,520,000	\$ (1,040,000)	\$ 1,480,000	
500,000	-	500,000	
340,000	-	340,000	
1,280,000	120,000	1,400,000	
2,040,000	1,120,000	3,160,000	
280,000	-	280,000	
50,000	-	50,000	
630,000	-	630,000	
620,000	-	620,000	
60,000	-	60,000	
167,000	33,000	200,000	
\$ 8,487,000	\$ 233,000	\$ 8,720,000	

2022-2026		2025	
Plan Amount	Changes	Request	
\$ 2,050,000	\$ 730,000	\$ 2,780,000	
500,000	-	500,000	
350,000	-	350,000	
5,230,000	(1,248,000)	3,982,000	
540,000	2,280,000	2,820,000	
292,000	-	292,000	
50,000	-	50,000	
1,660,000	(1,000,000)	660,000	
620,000	-	620,000	
60,000	-	60,000	
-	-	-	
\$ 11,352,000	\$ 762,000	\$ 12,114,000	

2022-2026		2026		2027		Total	
Plan Amount	Changes	Request		Request		Request	
\$ 3,210,000	\$ (1,080,000)	\$ 2,130,000		\$ 3,230,000		\$ 14,020,000	
500,000	-	500,000		500,000		2,500,000	
360,000	-	360,000		370,000		1,750,000	
2,400,000	(50,000)	2,350,000		1,810,000		11,972,000	
550,000	410,000	960,000		980,000		9,950,000	
294,000	10,000	304,000		316,000		1,462,000	
575,000	-	575,000		75,000		775,000	
1,960,000	580,000	2,540,000		1,010,000		5,330,000	
620,000	30,000	650,000		650,000		3,140,000	
60,000	-	60,000		60,000		300,000	
-	-	-		-		305,000	
\$ 10,529,000	\$ (100,000)	\$ 10,429,000		\$ 9,001,000		\$ 51,504,000	

Power and Distribution (Fund 656)			
Dept	PR	Description	Proj. #
20	1	Unforeseen Electrical System Replacement	20001
20	2	Circuit Improvements	20002
20	3	Light and Power Campus Enhancements	20005
20	4	Pole Improvement Program	20006
20		OCEP	
Total Electric Light Fund			

2022-2026		2023	
Plan Amount	Changes	Request	
\$ 180,000	\$ 100,000	\$ 280,000	
550,000	-	550,000	
3,050,000	(2,800,000)	250,000	
100,000	100,000	200,000	
75,000	116,000	191,000	
\$ 3,955,000	\$ (2,484,000)	\$ 1,471,000	

2022-2026		2024	
Plan Amount	Changes	Request	
\$ 180,000	\$ 100,000	\$ 280,000	
550,000	50,000	600,000	
-	3,100,000	3,100,000	
100,000	100,000	200,000	
55,000	87,500	142,500	
\$ 885,000	\$ 3,437,500	\$ 4,322,500	

2022-2026		2025	
Plan Amount	Changes	Request	
\$ 180,000	\$ 120,000	\$ 300,000	
580,000	20,000	600,000	
-	-	-	
100,000	100,000	200,000	
-	-	-	
\$ 860,000	\$ 240,000	\$ 1,100,000	

2022-2026		2026		2027		Total	
Plan Amount	Changes	Request		Request		Request	
\$ 180,000	\$ 140,000	\$ 320,000		\$ 340,000		\$ 1,520,000	
950,000	-	950,000		950,000		3,650,000	
-	-	-		-		3,350,000	
200,000	50,000	250,000		300,000		1,150,000	
-	-	-		-		333,500	
\$ 1,330,000	\$ 190,000	\$ 1,520,000		\$ 1,590,000		\$ 10,003,500	

Sanitary Landfill (Fund 666)			
Dept	PR	Description	Proj. #
21	1	Leachate Recirculation/Gas Infrastructure	21001
21	2	Land Acquisition	21002
21	3	Perimeter Control and Fencing	21003
21	4	Building and Site Improvements	21004
21	5	Wetland and Drainage Way Improvements	21007
21	6	Storm Water Management Improvements	21005
21	7	Sanitary Landfill Expansion	21011
21	8	Landfill Closure	21012
21		OCEP	
Total Landfill Fund			

2022-2026		2023	
Plan Amount	Changes	Request	
\$ 825,000	\$ -	\$ 825,000	
200,000	-	200,000	
25,000	-	25,000	
-	4,100,000	4,100,000	
395,000	400,000	795,000	
-	-	-	
-	-	-	
770,000	-	770,000	
18,000	400,000	418,000	
\$ 2,233,000	\$ 4,900,000	\$ 7,133,000	

2022-2026		2024	
Plan Amount	Changes	Request	
\$ 320,000	\$ -	\$ 320,000	
200,000	-	200,000	
25,000	-	25,000	
-	500,000	500,000	
-	-	-	
-	-	-	
-	-	-	
-	-	-	
-	-	-	
-	400,000	400,000	
\$ 545,000	\$ 900,000	\$ 1,445,000	

2022-2026		2025	
Plan Amount	Changes	Request	
\$ 345,000	\$ -	\$ 345,000	
200,000	-	200,000	
25,000	-	25,000	
-	500,000	500,000	
-	-	-	
-	-	-	
-	-	-	
-	-	-	
-	-	-	
-	430,000	430,000	
\$ 570,000	\$ 930,000	\$ 1,500,000	

2022-2026		2026		2027		Total	
Plan Amount	Changes	Request		Request		Request	
\$ 425,000	\$ -	\$ 425,000		\$ 435,000		\$ 2,350,000	
200,000	-	200,000		200,000		1,000,000	
25,000	-	25,000		30,000		130,000	
-	200,000	200,000		350,000		5,650,000	
-	-	-		-		795,000	
-	-	-		-		-	
2,850,000	40,000	2,890,000		4,515,000		7,405,000	
-	-	-		-		770,000	
18,000	400,000	418,000		440,000		2,106,000	
\$ 3,518,000	\$ 640,000	\$ 4,158,000		\$ 5,970,000		\$ 20,206,000	

Fleet Revolving (Fund 851)			
Dept	PR	Description	Proj. #
24	1	Underground Storage Tanks	24012
24		OCEP	
Total Fleet Revolving Fund			

2022-2026		2023	
Plan Amount	Changes	Request	
\$ 305,000	\$ 29,000	\$ 334,000	
6,824,900	588,500	7,413,400	
\$ 7,129,900	\$ 617,500	\$ 7,747,400	

2022-2026		2024	
Plan Amount	Changes	Request	
\$ 645,000	\$ 63,000	\$ 708,000	
2,617,100	1,159,400	3,776,500	
\$ 3,262,100	\$ 1,222,400	\$ 4,484,500	

2022-2026		2025	
Plan Amount	Changes	Request	
\$ -	\$ -	\$ -	
6,417,400	(1,166,900)	5,250,500	
\$ 6,417,400	\$ (1,166,900)	\$ 5,250,500	

2022-2026		2026		2027		Total	
Plan Amount	Changes	Request		Request		Request	
\$ -	\$ -	\$ -		\$ -		\$ 1,042,000	
7,126,500	1,337,000	8,463,500		7,295,000		32,198,900	
\$ 7,126,500	\$ 1,337,000	\$ 8,463,500		\$ 7,295,000		\$ 33,240,900	

2023-2027 Capital Program - Water (Fund 675)

Water (Fund 675)				2022-2026			2023			2022-2026			2024			2022-2026			2025			2022-2026			2026			2027			Total								
Dept	PR	Description	Proj. #	Plan Amount	Changes	Request	Plan Amount	Changes	Request	Plan Amount	Changes	Request	Plan Amount	Changes	Request	Plan Amount	Changes	Request	Plan Amount	Changes	Request	Plan Amount	Changes	Request	Plan Amount	Changes	Request	Plan Amount	Changes	Request	Plan Amount	Changes	Request	Plan Amount	Changes	Request			
22	1	Land Acquisition	22001	\$ 320,000	\$ -	\$ 320,000	\$ 320,000	\$ -	\$ 320,000	\$ 320,000	\$ -	\$ 320,000	\$ 320,000	\$ -	\$ 320,000	\$ 320,000	\$ -	\$ 320,000	\$ 320,000	\$ -	\$ 320,000	\$ 320,000	\$ -	\$ 320,000	\$ 320,000	\$ -	\$ 320,000	\$ 320,000	\$ -	\$ 320,000	\$ 320,000	\$ -	\$ 320,000	\$ 320,000	\$ -	\$ 320,000	\$ 1,600,000	\$ -	\$ 1,600,000
22	2	Other Mains - Unforeseen Water Projects	22002	1,000,000	-	1,000,000	1,000,000	-	1,000,000	1,000,000	-	1,000,000	1,000,000	-	1,000,000	1,000,000	-	1,000,000	1,000,000	-	1,000,000	1,000,000	-	1,000,000	1,000,000	-	1,000,000	1,000,000	-	1,000,000	1,000,000	-	1,000,000	1,000,000	-	1,000,000	5,000,000	-	5,000,000
22	3	City Wide Water Main Replacement Projects	22003	1,950,000	-	1,950,000	1,950,000	-	1,950,000	1,950,000	-	1,950,000	2,050,000	-	2,050,000	2,050,000	-	2,050,000	2,050,000	-	2,050,000	2,050,000	-	2,050,000	2,050,000	-	2,050,000	2,050,000	-	2,050,000	2,050,000	-	2,050,000	2,150,000	-	2,150,000	10,150,000	-	10,150,000
22	4	Water Purification Facility Improvements	22005	1,290,000	-	1,290,000	3,340,000	(1,940,000)	1,400,000	1,400,000	-	1,400,000	1,400,000	-	1,400,000	1,400,000	-	1,400,000	1,200,000	2,200,000	3,400,000	1,200,000	2,200,000	3,400,000	1,200,000	2,200,000	3,400,000	1,400,000	-	1,400,000	1,400,000	-	1,400,000	8,890,000	-	8,890,000			
22	5	Water Main Pipe Lining and Rehabilitation	22037	1,050,000	250,000	1,300,000	1,050,000	250,000	1,300,000	1,050,000	250,000	1,300,000	1,050,000	250,000	1,300,000	1,050,000	250,000	1,300,000	1,050,000	250,000	1,300,000	1,050,000	250,000	1,300,000	1,050,000	250,000	1,300,000	1,300,000	-	1,300,000	1,300,000	-	1,300,000	6,500,000	-	6,500,000			
22	7	Transmission System Improvements	22011	1,200,000	50,000	1,250,000	1,375,000	75,000	1,450,000	1,375,000	75,000	1,450,000	230,000	45,000	275,000	230,000	45,000	275,000	3,030,000	470,000	3,500,000	3,030,000	470,000	3,500,000	3,030,000	470,000	3,500,000	1,450,000	-	1,450,000	7,925,000	-	7,925,000						
22	8	Source Water Improvements	22007	3,100,000	4,400,000	7,500,000	250,000	(250,000)	-	250,000	(250,000)	-	3,100,000	(3,100,000)	-	3,100,000	(3,100,000)	-	250,000	25,000	275,000	250,000	25,000	275,000	250,000	25,000	275,000	3,200,000	-	3,200,000	10,975,000	-	10,975,000						
22	6	Water Valve Rehabilitation	22052	480,000	(480,000)	-	480,000	(480,000)	-	480,000	(480,000)	-	480,000	(480,000)	-	480,000	(480,000)	-	480,000	(480,000)	-	480,000	(480,000)	-	480,000	(480,000)	-	480,000	-	-	-	-	-	-	-	-			
11		Asphalt Street Rehabilitation	11079	-	20,000	20,000	-	20,000	20,000	-	20,000	20,000	-	20,000	20,000	-	20,000	-	20,000	20,000	20,000	-	20,000	20,000	20,000	-	20,000	20,000	-	20,000	20,000	-	20,000	20,000	-	20,000	100,000	-	100,000
11		Arterial Street Improvements Projects-Platting Fees	11006	860,000	140,000	1,000,000	880,000	140,000	1,020,000	880,000	140,000	1,020,000	900,000	140,000	1,040,000	900,000	140,000	1,040,000	920,000	140,000	1,060,000	920,000	140,000	1,060,000	920,000	140,000	1,060,000	1,080,000	-	1,080,000	5,200,000	-	5,200,000						
11		Arterial Street Improvements	11006	1,000,000	-	1,000,000	1,300,000	-	1,300,000	1,300,000	-	1,300,000	750,000	-	750,000	750,000	-	750,000	750,000	-	750,000	750,000	-	750,000	750,000	-	750,000	1,000,000	-	1,000,000	4,800,000	-	4,800,000						
11		Major Street Reconstruction Program	11003	2,000,000	1,000,000	3,000,000	3,300,000	-	3,300,000	3,300,000	-	3,300,000	750,000	-	750,000	750,000	-	750,000	750,000	-	750,000	750,000	-	750,000	750,000	-	750,000	750,000	-	750,000	8,550,000	-	8,550,000						
11		School District/Park Site Coordination	11002	300,000	-	300,000	50,000	-	50,000	50,000	-	50,000	50,000	-	50,000	50,000	-	50,000	50,000	-	50,000	50,000	-	50,000	50,000	-	50,000	50,000	-	50,000	50,000	-	50,000	500,000	-	500,000			
11		SDDOT Project Coordination	11013	25,000	-	25,000	25,000	-	25,000	25,000	-	25,000	25,000	-	25,000	25,000	-	25,000	25,000	-	25,000	25,000	-	25,000	25,000	-	25,000	25,000	-	25,000	25,000	-	25,000	125,000	-	125,000			
11		Railroad Crossing Improvements	11011	10,000	-	10,000	10,000	-	10,000	10,000	-	10,000	10,000	-	10,000	10,000	-	10,000	10,000	-	10,000	10,000	-	10,000	10,000	-	10,000	10,000	-	10,000	10,000	-	10,000	50,000	-	50,000			
11		Downtown Area - Street & Utility Improvements	11007	225,000	-	225,000	225,000	-	225,000	225,000	-	225,000	225,000	-	225,000	225,000	-	225,000	225,000	-	225,000	225,000	-	225,000	225,000	-	225,000	250,000	-	250,000	1,150,000	-	1,150,000						
11		Arterial Intersection Improvements	11012	25,000	-	25,000	100,000	-	100,000	100,000	-	100,000	200,000	-	200,000	200,000	-	200,000	250,000	-	250,000	250,000	-	250,000	250,000	-	250,000	250,000	-	250,000	825,000	-	825,000						
11		Bridge Reconstruction Program	11086	25,000	-	25,000	-	-	-	-	-	-	-	-	-	-	-	300,000	-	300,000	-	-	-	-	300,000	-	300,000	-	-	-	-	-	-	-	-	325,000	-	325,000	
11		Concrete Pavement Restoration	11001	40,000	-	40,000	40,000	-	40,000	40,000	-	40,000	40,000	-	40,000	40,000	-	40,000	40,000	-	40,000	40,000	-	40,000	40,000	-	40,000	40,000	-	40,000	200,000	-	200,000						
11		Drainage Improvements in Existing Areas	11023	-	-	-	200,000	200,000	400,000	200,000	200,000	400,000	550,000	-	550,000	550,000	-	550,000	25,000	-	25,000	25,000	-	25,000	25,000	-	25,000	25,000	-	25,000	1,000,000	-	1,000,000						
11		49th Street Extension	11029	-	-	-	150,000	(150,000)	-	-	-	-	-	-	-	-	-	-	150,000	150,000	-	-	150,000	150,000	-	150,000	150,000	-	150,000	150,000	-	150,000	150,000	-	150,000	150,000	-	150,000	
11		Benson Road and I229 Improvements	11098	600,000	1,500,000	2,100,000	-	-	-	-	-	-	-	-	-	-	-	-	-	-	-	-	-	-	-	-	-	-	-	-	-	-	-	-	-	-	2,100,000	-	2,100,000
11		Minnesota Avenue and I229 Improvements	11099	-	-	-	-	-	-	-	-	-	-	-	-	-	-	-	500,000	500,000	-	-	500,000	500,000	-	500,000	500,000	-	500,000	500,000	-	500,000	500,000	-	500,000	500,000	-	500,000	
11		Cliff Avenue and I229 Improvements	11100	-	-	-	-	-	-	-	-	-	500,000	-	500,000	500,000	-	500,000	-	-	-	-	-	-	-	-	-	-	-	-	-	-	-	-	-	-	500,000	-	500,000
11		85th St & I-29 Improvements	11017	-	-	-	-	25,000	25,000	-	25,000	-	-	-	-	-	-	-	-	-	-	-	-	-	-	-	-	-	-	-	-	-	-	-	-	-	25,000	-	25,000
11		Arrowhead Parkway Improvements	11064	-	-	-	250,000	-	250,000	250,000	-	250,000	-	-	-	-	-	-	-	-	-	-	-	-	-	-	-	-	-	-	-	-	-	-	-	-	250,000	-	250,000
11		Neighborhood Reconstruction Program	11073	300,000	-	300,000	300,000	-	300,000	300,000	-	300,000	300,000	-	300,000	300,000	-	300,000	300,000	-	300,000	300,000	-	300,000	300,000	-	300,000	300,000	-	300,000	300,000	-	300,000	1,500,000	-	1,500,000			
11		South Veterans Parkway Improvements	11120	-	850,000	850,000	-	50,000	50,000	-	50,000	-	50,000	50,000	50,000	50,000	-	50,000	-	50,000	50,000	-	50,000	50,000	-	50,000	50,000	-	50,000	50,000	-	50,000	50,000	-	50,000	1,000,000	-	1,000,000	
11		North Veterans Parkway	11067	-	-	-	-	5,000,000	5,000,000	-	5,000,000	-	-	-	-	-	-	-	-	-	-	-	-	-	-	-	-	-	-	-	-	-	-	-	-	-	5,000,000	-	5,000,000
11		Pump Station 240 Capacity Improvements	23045	-	-	-	-	-	-	-	-	-	-	-	-	-	-	-	-	-	-	-	-	-	-	-	-	-	-	-	-	-	-	-	-	-	-		
		OCEP		1,555,000	627,500	2,182,500	1,615,500	839,500	2,455,000	1,615,500	839,500	2,455,000	1,805,000	1,020,000	2,825,000	1,805,000	1,020,000	2,825,000	2,410,500	(148,000																			

