




2022-2026

CAPITAL PROGRAM





2022–2026 CAPITAL PROGRAM

The 2022–2026 capital program maintains our existing infrastructure while making strategic investments in the future. The top priority is the replacement, rehabilitation and expansion of the street and utility infrastructure. Quality of life investments are also planned for our park system and entertainment venues. The program prioritizes the City's plan to invest \$820.3 million over the next five years in the City's infrastructure, facilities, equipment, and other capital improvements. The program is a blueprint for general planning purposes. Presented with a financing strategy, the program details the sources and uses for each

project. It is important to understand that only the first year of the program is incorporated into the 2022 budget.

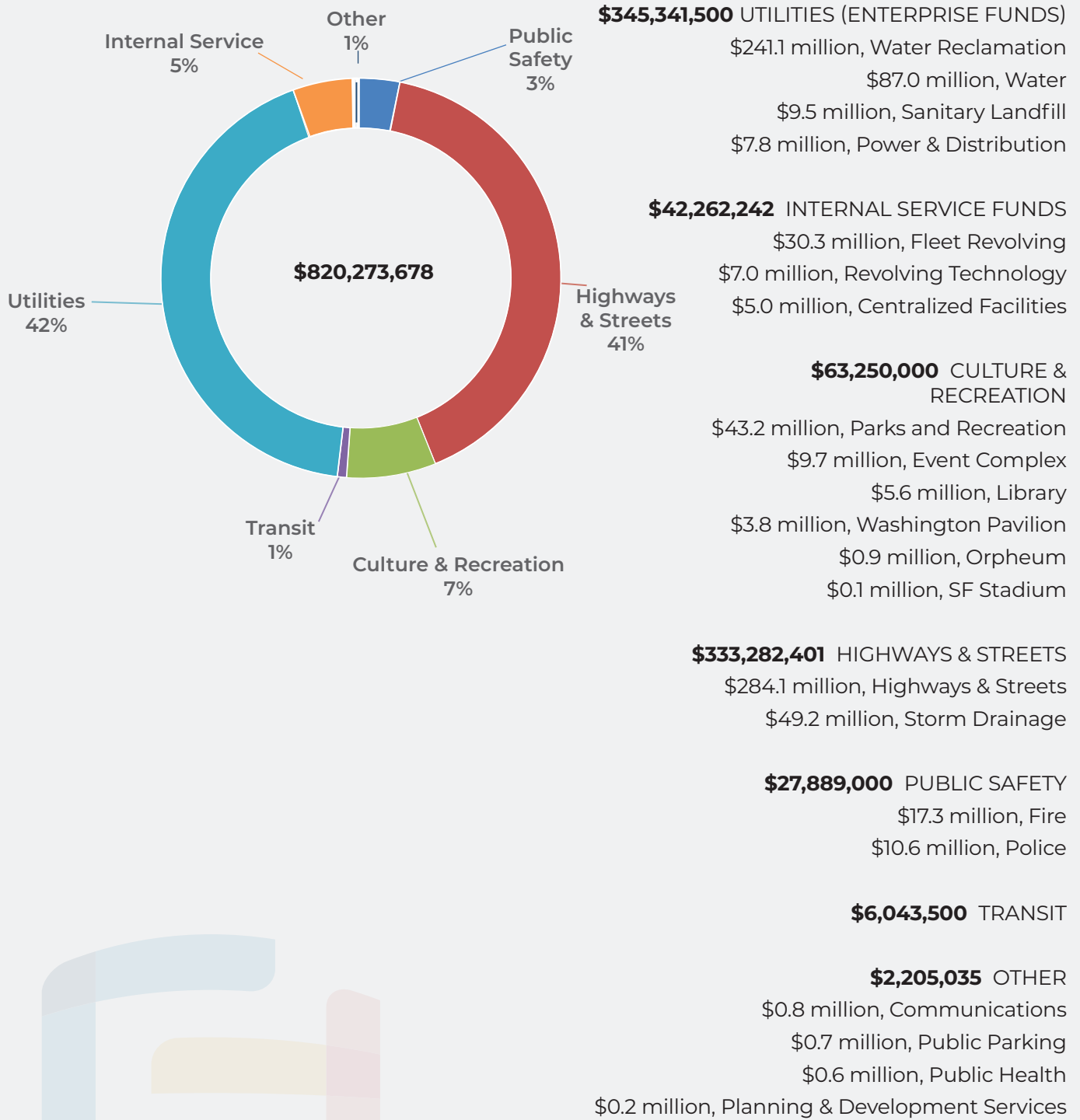
The program consists of two portions; the capital improvements program (CIP) and the other capital expenditures program (OCEP). The CIP consists primarily of land acquisition, infrastructure improvements such as streets and utilities, acquisition or construction of buildings, and other improvements to facilities or property such as parks. The OCEP is comprised of vehicles and capital equipment.

Visit www.siouxfalls.org/finance for more information



CAPITAL PROGRAM INVESTMENT (USES)

The information below summarizes the 2022–2026 capital program by department.



\$820,273,678 TOTAL 2022–2026 CAPITAL PROGRAM

FUNDING STRATEGY (SOURCES)

The following is a brief explanation of the various sources that fund the City's capital program.

\$323,094,236 SALES/USE TAX—2ND PENNY

- Funding generated from the City's second penny sales and use tax, assessments or cost recoveries directly related to projects funded with sales tax, and interest earned on monies held in trust.

Revenue assumptions as follows:

- 2021 = 10.0 percent growth
- 2022–2025 = 4.0 percent growth
- 2026 = 5.0 percent growth

\$161,184,500 USER FEES

Charges for services within the enterprise (utility) funds.

\$185,061,000 STATE LOANS

The use of \$185.0 million in low interest state revolving fund (SRF) notes issued by the South Dakota Conservancy District as follows:

- \$180.4 million—Water Reclamation
- \$4.6 million—Storm Drainage

\$42,262,242 INTERNAL SERVICE FEES

Charges for services within the internal service funds.

- \$30.3 million—Fleet Revolving
- \$7.0 million—Revolving Technology
- \$5.0 million—Facilities Management

\$44,578,000 STORM DRAINAGE FEES

Fees collected for capital construction and improvements to the storm drainage system.

\$14,456,000 ENTERTAINMENT TAX

Funding generated from the City's third penny entertainment tax levied by the City, which currently funds the Event Center, Arena, Orpheum, Convention Center, SF Stadium and Washington Pavilion.

\$49,637,700 OTHER

\$17.7 million, Platting Fees

Fees charged to developers in support of the arterial street and utility expansion program. Fees for both water and streets were based on an average number of acres platted over the last 9 years multiplied by the per acre cost by land use determined by the Nexus Study performed in 2016.

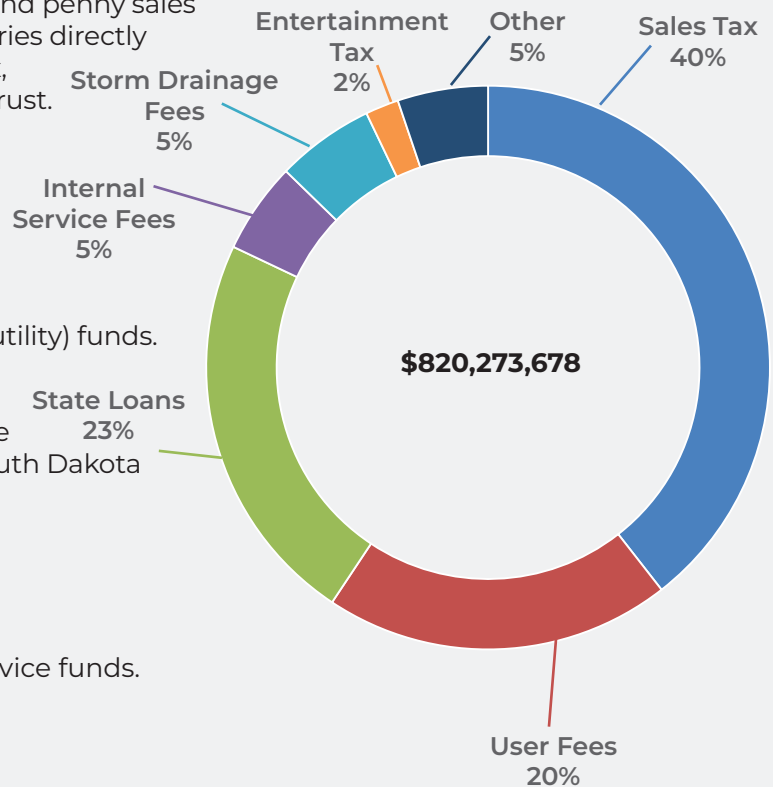
\$6.0 million, Transit Funds

Monies from Federal and local sources.

\$25.9 million, Other Financing

Donations from outside sources for specific projects.

- \$17.9 million from the school district and a grant for Highways & Streets improvements.
- \$0.3 million from Minnehaha County for library materials and bookmobile.
- \$0.1 million from various donors for Park Improvements.
- \$0.1 million grant for Fire Digital Signage
- \$5.0 million from American Rescue Plan Act for the River Greenway and the Low Head Dam.
- \$2.5 million from American Rescue Plan Act for Fire Training Facility.



\$820,273,678 TOTAL 2022–2026 CAPITAL PROGRAM

This page intentionally left blank.

2022 PROJECTS SUMMARY P. 1–3

STORM DRAINAGE P. 84–94

SALES/USE TAX P. 4–73

Highways and Streets
 Parks and Recreation
 Fire
 Police
 Communications
 Health
 Library
 Planning and Development Services

ENTERPRISE FUNDS P. 96–143

Power and Distribution
 Public Parking
 Sanitary Landfill
 Water
 Water Reclamation

ENTERTAINMENT TAX P. 74–80

Events Complex
 Sioux Falls Stadium
 Washington Pavilion
 Orpheum Theater

INTERNAL SERVICE FUNDS P. 144–154

Centralized Facilities
 Fleet Revolving
 Revolving Technology

TRANSIT P. 82–83

APPENDIX

Capital Plan Summary
 Sales Tax Fund Capital Fund Summary
 Major Sales Tax Plan Changes from Previous Plan Year
 Sales & Use Tax Analysis Capital Plan Summary
 2022-2026 Detail by Fund Worksheets

NOTES TO THE CAPITAL PROGRAM

Capital Definition:

Capital assets or improvements generally add life or add value of \$7,500 or more, are tangible in nature, and have an estimated life of greater than one year. Projects or equipment initially identified as capital, which do not meet this definition upon final construction or purchase, will be appropriately expensed. Likewise, projects or equipment initially identified as operating expenditures, which meet the capital definition, will be correctly reported as capital.

Operating Costs:

In addition to the cost of each project, the description contains an estimated impact on the annual operating budget. Major operating impacts of certain projects such as the construction of fire stations, libraries, or major park improvements have been incorporated into the City's operating forecasts.





2022 CAPITAL PROGRAM PROJECTS



Projects subject to change due to available funding

Highways and Streets

-  Major Street Reconstruction/Expansion
-  Concrete Repair and Joint Resealing
-  Asphalt Mill and Overlay
- Neighborhood Reconstruction

- 41st Street and Bahnson Ave. Intersection
- 6th Street: Foss Ave. to Veterans Ave.
- 6th Street Bridge
- 6th Street and Sycamore Ave. Intersection
- 77th Street and Louise Ave. Intersection
- 7th Street Cul-de-Sac
- Sycamore Avenue: 60th Street North to Benson Road
- 49th Street: Marion Road to Essex Ave.
- 49th Street Extension: Western Ave. to West Ave.
- Tallgrass Ave: 74th St. to 85th St.
- Cliff Avenue: 26th St. to 38th St.
- Cliff Ave: 49th Street to 56th Street
- Minnesota Ave: Bennet Street to 2nd Street
- Minnesota Ave: 33rd to 41st. (Sidewalk ADA)
- Phillips Ave: 8th St. to 10th Street and River Road
- Sneve Ave: 10th St. to 11th St. and 11th St: Sneve Ave. to Bahnson Ave. (Water Driven)
- Sycamore Avenue: 57th Street to 26th Street and 41st Street Intersection
- 41st & I-29 Intersection from Marion to I-229
- Marion Road: Foundation Court to 259th St

State Projects

- Arrowhead Parkway and Six Mile Road Intersection
- I-229: 26th St to 6th St
- 60th St: I-29 to 4th Ave

Storm Drainage Projects

- Southwest Sioux Falls Drainage Improvements Ph. 2
- Kingswood Way Drainage Improvements Ph. 2
- Sump Pump Collection System
- Indian Mound Retaining Wall
- BMP 51-1
- N. 4th Ave Detention
- Regional Storm Water Analysis & Improvements
- Flood Control System Improvements
- Covell Area Drainage Improvements

Power and Distribution

- Whittier Area Circuit Improvements Project

Water Projects

- Hidden Hills Watermain Relocation Project
- Airport Industrial Park
- PRV Replacement
- 41st St: Sertoma Ave. to Holbrook Ave.
- Cliff Ave: 12th St. to 14th St.
- 19th St. & 20th St.
- Transmission Installation - Phase I
- Transmission Improvements Phase I
- 66th St: Sundowner Ave to Jordan Dr. – Phase 4
- Sneve Ave. & 11th St.
- 49th St: Essex Dr. to Marion Rd
- Water Valve Rehabilitation and Construction
- Water Purification Building Improvements

Water Reclamation Projects

- Basin 15 Sanitary Sewer Extension
- Falls Park: Aerial Crossing Rehab/Painting
- Sherman Ave: Walnut to Bennett
- 2022 Pipe Lining Project
- Basin 33 – Phase
- Basin 17 - Phase 2
- PS 240 Improvements
- South Side Interceptor Replacement
- Lift Station Improvements
- Sanitary Sewer- Other Mains
- Water Reclamation Facility Expansion, Workspace Improvements, Thickener Mechanism Replacement

Parks and Recreation Projects

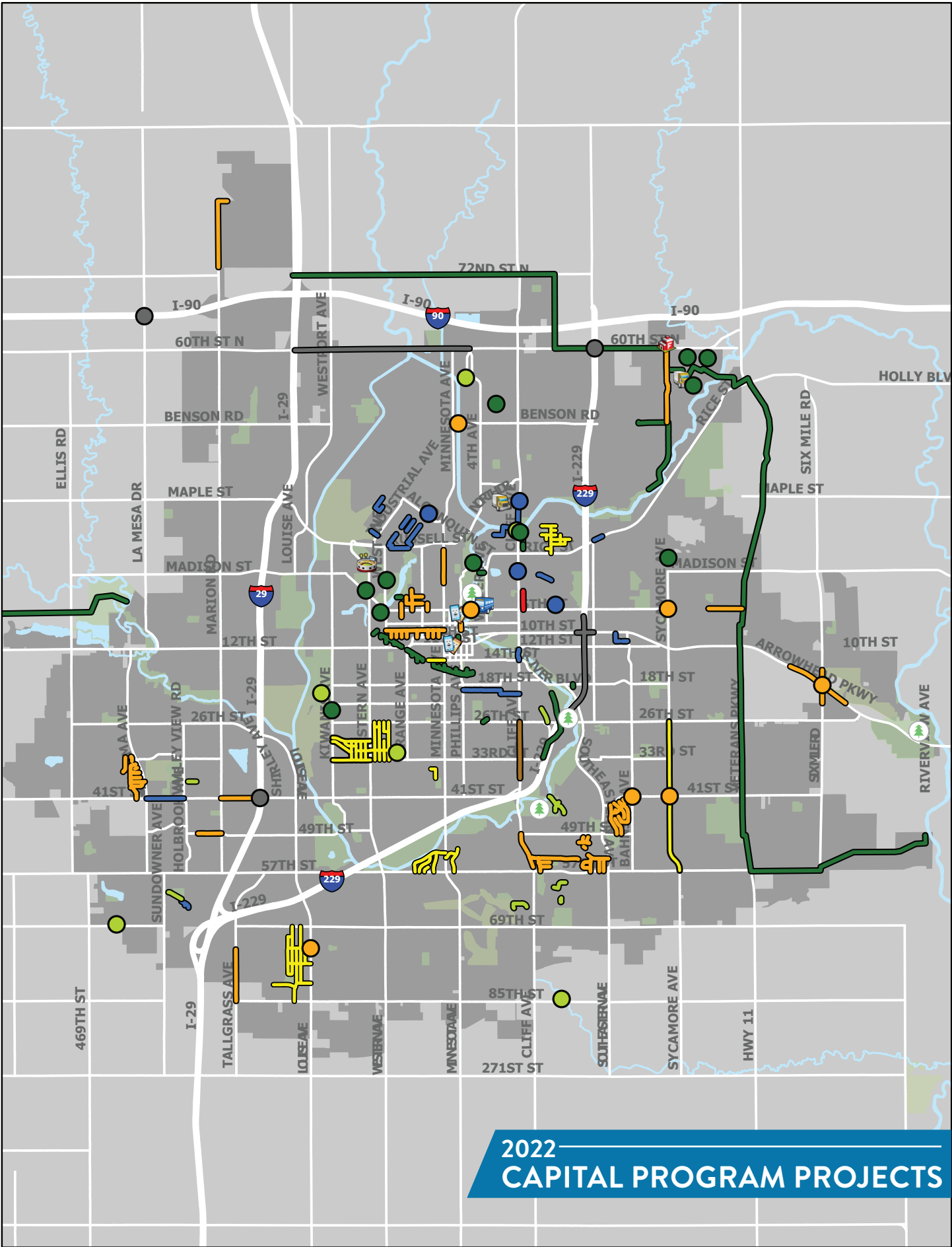
- Falls Park Improvements: Visitor Center & Tower
- Harmodon Park Improvements: Baseball Field 7 Renovation
- River Greenway Improvements
- Community/Regional Park Improvements
- Tuthill Park Development

Other City Facilities

- Street/Fleet Division: Chamber Fuel Site Improvements
- Fire: Public Safety Training Facility
- Landfill: Cell 4 Liner
- Transit Office Remodel

Entertainment Venues

- Convention Center Improvements
- Events Center Improvements
- Sioux Falls Stadium Improvements
- Washington Pavilion Improvements
- Orpheum Building Improvements



2022
CAPITAL PROGRAM PROJECTS

This page intentionally left blank.



2022	\$ 60.2M
2023	\$ 52.4M
2024	\$ 55.6M
2025	\$ 58.4M
2026	\$ 57.5M

\$284.1M

SALES/USE TAX FUND 253

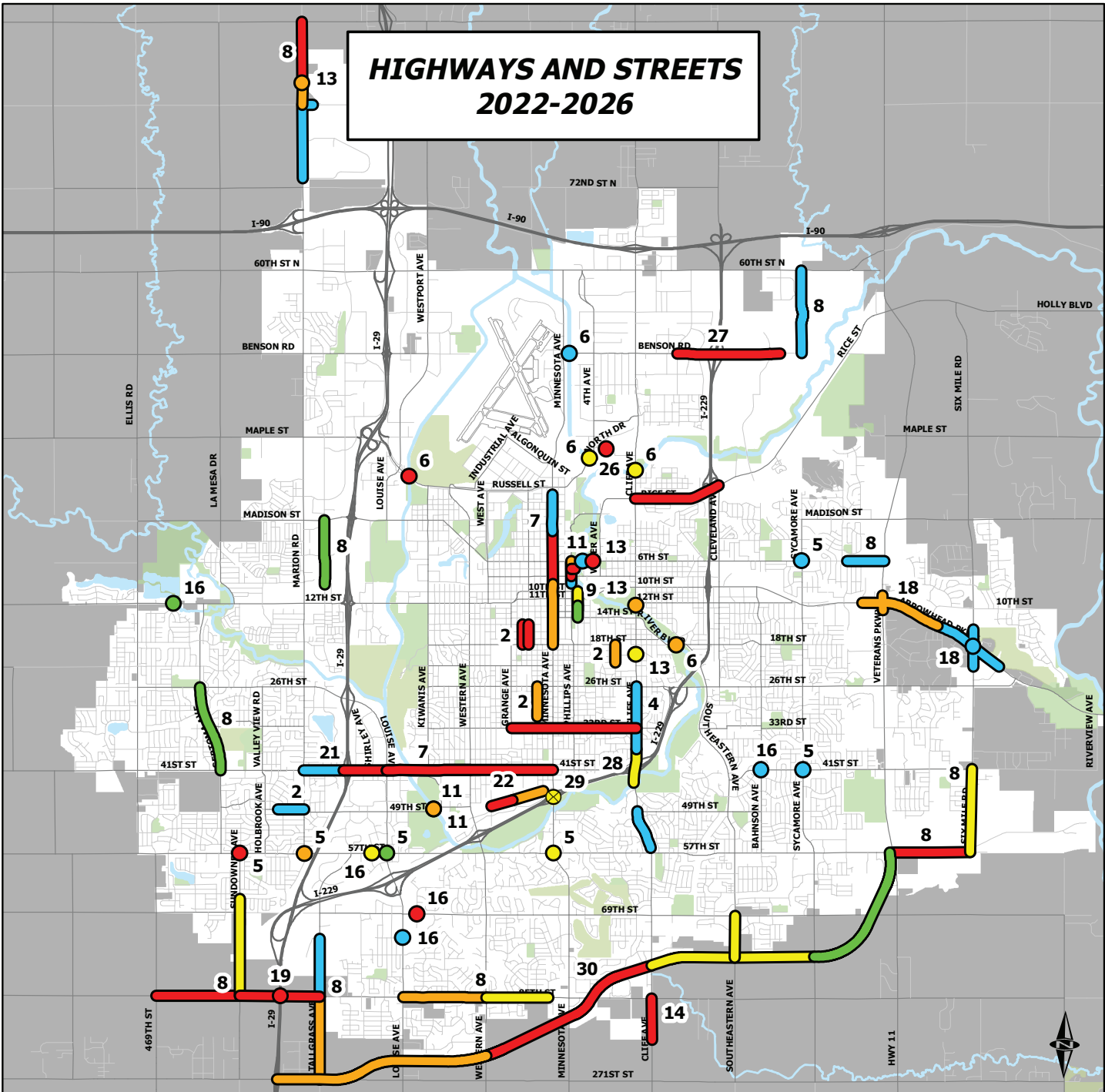
HIGHWAYS AND STREETS

Capital Program Sources	2022	2023	2024	2025	2026
2nd Penny Sales Tax	47,963,651	46,630,419	49,912,640	54,615,491	53,740,000
State Contributions	6,000,000	2,000,000	2,000,000	-	-
State Grants	2,017,200	525,000	525,000	525,000	525,000
School District	150,000	150,000	-	-	-
Other Contributions	1,000,000	-	-	-	-
Platting Fees	2,580,000	2,620,000	2,660,000	2,700,000	2,740,000
Sidewalk Assessments	500,000	500,000	500,000	500,000	500,000
Total Capital Sources	\$ 60,210,851	\$ 52,425,419	\$ 55,597,640	\$ 58,340,491	\$ 57,505,000
Pg. Capital Improvement Projects					
7 Asphalt Street Rehabilitation Program	5,900,635	6,119,129	6,395,000	6,590,000	6,865,000
8 Neighborhood Street Rehabilitation Program	2,259,310	2,445,000	2,548,000	2,650,000	2,765,000
9 Surface Treatment Program	1,650,000	1,700,000	1,770,000	1,850,000	1,925,000
10 Concrete Pavement Restoration	3,770,000	3,915,000	4,070,000	4,190,000	4,355,000
11 Arterial Intersection Improvements	800,000	1,000,000	1,115,000	1,730,000	2,730,000
12 Bridge and Retaining Wall Rehabilitation	3,542,200	975,000	1,075,000	1,100,000	1,100,000
13 Major Street Reconstruction	6,365,559	6,973,827	9,007,644	11,316,846	11,625,000
14 Arterial Street Improvements	15,642,753	11,753,463	11,697,996	12,338,645	13,240,000
15 Downtown Area-Street & Utility Improvements	1,300,000	1,500,000	1,725,000	1,955,000	1,955,000
16 Right of Way Acquisition and Restoration	750,000	900,000	1,000,000	1,000,000	1,000,000
17 Bridge Reconstruction Program	10,400,000	400,000	3,325,000	5,800,000	3,250,000
18 ADA Improvements	900,000	1,200,000	1,650,000	2,200,000	2,200,000
19 Railroad Crossing Improvements	65,000	80,000	80,000	80,000	95,000
20 School District/Park Site Coordination	325,000	2,215,000	215,000	215,000	215,000
21 SDDOT Project Coordination	40,000	140,000	195,000	195,000	195,000
22 Traffic Signal Improvements	234,000	234,000	280,000	280,000	380,000
23 Communications Network Upgrade	325,000	225,000	250,000	250,000	400,000
24 Arrowhead Parkway Improvements	2,000,000	2,000,000	5,150,000	-	-
25 85th St & I29 Improvements	50,000	-	-	-	-
26 Veterans Parkway Improvements	1,100,000	100,000	100,000	100,000	100,000
27 41st Street and I29 Improvements (Participating Utility Costs)	-	-	-	-	-
28 49th Street Extension	100,000	1,000,000	1,000,000	1,500,000	-
29 Street Lights in Newly Developed Areas	446,394	370,000	470,000	470,000	500,000
30 LED Street Light Upgrade Program	565,000	565,000	675,000	675,000	775,000
31 Pedestrian and Bicycle Improvements	750,000	800,000	825,000	825,000	825,000
32 Salt Storage Facility	110,000	1,775,000	-	-	-
33 Benson Rd and I229 Area Improvements	-	50,000	-	-	-
34 Cliff Avenue and I229 Area Improvements	-	100,000	100,000	-	-
35 Minnesota Ave & I229 Area Improvements	-	100,000	-	100,000	-
36 So Veterans Prkwy Improvements (Participating Utility Costs)	-	-	-	-	-

HIGHWAYS AND STREETS (CONT.)

Capital Program		2022	2023	2024	2025	2026
Other Public Works Projects						
88	Drainage Improvement in Existing Areas	200,000	250,000	275,000	300,000	325,000
99	Light and Power Campus Enhancements	-	2,900,000	-	-	-
100	Pole Improvement Program	100,000	100,000	100,000	150,000	200,000
118	City Wide Water Main Replacement	400,000	400,000	435,000	460,000	485,000
Total Capital Improvement Projects		\$ 60,090,851	\$ 52,285,419	\$ 55,528,640	\$ 58,320,491	\$ 57,505,000
Capital Equipment (R=Replace, N=New)						
	R Air Compressor (2)	15,000	15,000	-	-	-
	R Electric Display Signs	-	125,000	-	-	-
	R GPS Collector Systems	-	-	30,000	-	-
	N Hot Boxes	15,000	-	-	-	-
	N Loader Attachments	25,000	-	-	20,000	-
	N Message Boards	10,000	-	-	-	-
	R Retroreflectometer	-	-	15,000	-	-
	R Saw, Concrete/Manhole	55,000	-	-	-	-
	R Trailers	-	-	24,000	-	-
Total Capital Equipment Program		\$ 120,000	\$ 140,000	\$ 69,000	\$ 20,000	\$ -
Total Capital Program		\$ 60,210,851	\$ 52,425,419	\$ 55,597,640	\$ 58,340,491	\$ 57,505,000

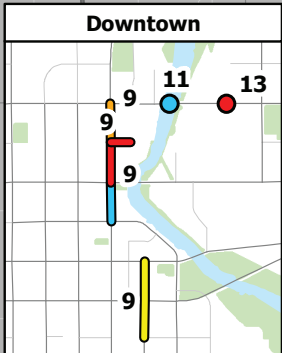
HIGHWAYS AND STREETS 2022-2026



Construction Projects

- 2022
- 2023
- 2024
- 2025
- 2026

Solid - Construction
Dashed - Design Only
"X" Points - Design Only



Items not shown on the map:

- 1 - Asphalt Street Rehabilitation Program
- 2 - Neighborhood Street Rehabilitation Program
- 3 - Surface Treatment Program
- 4 - Concrete Pavement Restoration
- 10 - Right-of-way acquisition and restoration for Public Works
- 12 - ADA Improvements at various locations
- 14 - School-Park Site Coordination
- 15 - SDDOT Project Coordination
- 17 - Communications network upgrades for City facilities
- 20 - Veterans Parkway Improvements
- 23 - Street lights in newly developed areas
- 24 - LED Street light upgrades
- 25 - Pedestrian and Bicycle Improvements

SIOUX FALLS CAPITAL IMPROVEMENT PROGRAM 2022–2026

PROJECT TITLE:

ASPHALT STREET REHABILITATION PROGRAM

PROJECT NO:

11079

DEPARTMENT:

Highways/Streets

DEPARTMENT PROJECT PRIORITY:

1

TOTAL PROJECT COST:

\$ 31,869,764

DESCRIPTION:

Program includes spot concrete, milling, asphalt purchase, overlay, and other preparations in advance of street overlays.

JUSTIFICATION:

Projects extend the life of the asphalt streets and improves ride quality. Streets are prioritized based on pavement condition index scores, utility needs, citizen input, adjacent redevelopment, and pedestrian needs.

FUNDING SOURCES	2022	2023	2024	2025	2026	TOTAL
Sales Tax	5,900,635	6,119,129	6,395,000	6,590,000	6,865,000	31,869,764
						0
TOTAL	5,900,635	6,119,129	6,395,000	6,590,000	6,865,000	31,869,764

OPERATIONAL BUDGET IMPACT

No effect

SIoux FALLS CAPITAL IMPROVEMENT PROGRAM 2022-2026

PROJECT TITLE:

NEIGHBORHOOD STREET REHABILITATION PROGRAM

PROJECT NO:

11073

DEPARTMENT:

Highways/Streets

DEPARTMENT PROJECT PRIORITY:

2

TOTAL PROJECT COST:

\$ 15,592,310

DESCRIPTION:

Program includes reconstruction of neighborhood streets, sanitary sewer, water main, storm drainage, and street lighting at various locations.

JUSTIFICATION:

Projects replace existing streets and utilities at the end of their service life. Streets are prioritized based on pavement condition index scores, utility needs, citizen input, adjacent redevelopment, pedestrian needs and ride quality.

FUNDING SOURCES	2022	2023	2024	2025	2026	TOTAL
Sales Tax	2,259,310	2,445,000	2,548,000	2,650,000	2,765,000	12,667,310
User Fees/Water	300,000	300,000	300,000	300,000	300,000	1,500,000
User Fees/Sanitary Sewer	268,000	276,000	284,000	294,000	303,000	1,425,000
						0
TOTAL	2,827,310	3,021,000	3,132,000	3,244,000	3,368,000	15,592,310

OPERATIONAL BUDGET IMPACT

\$3,000 per lane mile

SIoux FALLS CAPITAL IMPROVEMENT PROGRAM 2022–2026

PROJECT TITLE:

SURFACE TREATMENT PROGRAM

PROJECT NO:

11074

DEPARTMENT:

Highways/Streets

DEPARTMENT PROJECT PRIORITY:

3

TOTAL PROJECT COST:

\$ 8,895,000

DESCRIPTION:

Program consists of surface treatment projects to rehabilitate and preserve asphalt streets. Projects include crack sealing, joint leveling, micro-surfacing, chip sealing and other preparations for surface treatment program.

JUSTIFICATION:

Surface treatment projects extend the life of our asphalt streets and improve ride quality. By keeping good streets in good condition, surface treatment projects extend pavement life at a low cost compared to other rehabilitation options.

FUNDING SOURCES	2022	2023	2024	2025	2026	TOTAL
Sales Tax	1,650,000	1,700,000	1,770,000	1,850,000	1,925,000	8,895,000
						0
TOTAL	1,650,000	1,700,000	1,770,000	1,850,000	1,925,000	8,895,000

OPERATIONAL BUDGET IMPACT

No effect

SIoux FALLS CAPITAL IMPROVEMENT PROGRAM 2022-2026

PROJECT TITLE:

CONCRETE PAVEMENT RESTORATION

PROJECT NO:

11001

DEPARTMENT:

Highways/Streets

DEPARTMENT PROJECT PRIORITY:

4

TOTAL PROJECT COST:

\$ 20,750,000

DESCRIPTION:

Rehabilitation of concrete pavement including full and partial depth joint rehabilitation, panel replacement, corner breaks, blow-ups, joint resealing and other various rehabilitation work.

JUSTIFICATION:

Concrete joint and pavement repairs extend the life of our middle-aged concrete streets and improve ride quality. A majority of these projects are on high traffic collectors and arterial streets.

FUNDING SOURCES	2022	2023	2024	2025	2026	TOTAL
Sales Tax	3,770,000	3,915,000	4,070,000	4,190,000	4,355,000	20,300,000
User Fees/Water	40,000	40,000	40,000	40,000	40,000	200,000
User Fees/Sanitary Sewer	50,000	50,000	50,000	50,000	50,000	250,000
						0
TOTAL	3,860,000	4,005,000	4,160,000	4,280,000	4,445,000	20,750,000

OPERATIONAL BUDGET IMPACT

No effect

SIoux FALLS CAPITAL IMPROVEMENT PROGRAM 2022–2026

PROJECT TITLE:

ARTERIAL INTERSECTION IMPROVEMENTS

PROJECT NO:

11012

DEPARTMENT:

Highways/Streets

DEPARTMENT PROJECT PRIORITY:

5

TOTAL PROJECT COST:

\$ 8,100,000

DESCRIPTION:

The addition of turn lanes and medians at arterial intersections; 41st Street and Sycamore Avenue (22); 57th Street and Sundowner Avenue (23); 57th Street and Marion Road (24); 57th Street and Minnesota Avenue (25); and other various intersections.

JUSTIFICATION:

Increased traffic volumes and crashes necessitate the addition of turn lanes to improve traffic flow and safety.

HIGHWAYS & STREETS

FUNDING SOURCES	2022	2023	2024	2025	2026	TOTAL
Sales Tax	800,000	1,000,000	1,115,000	1,730,000	2,730,000	7,375,000
User Fees/Water	25,000	25,000	100,000	200,000	250,000	600,000
User Fees/Sanitary Sewer	25,000	25,000	25,000	25,000	25,000	125,000
						0
TOTAL	850,000	1,050,000	1,240,000	1,955,000	3,005,000	8,100,000

OPERATIONAL BUDGET IMPACT

\$3,000 per lane mile

SIoux FALLS CAPITAL IMPROVEMENT PROGRAM 2022-2026

PROJECT TITLE:

BRIDGE AND RETAINING WALL REHABILITATION

PROJECT NO:

11014

DEPARTMENT:

Highways/Streets

DEPARTMENT PROJECT PRIORITY:

6

TOTAL PROJECT COST:

\$ 7,792,200

DESCRIPTION:

The rehabilitation of bridge decks, handrails, approach slabs, and abutments and the repair and replacement of retaining walls. Benson Road Bridge over the Big Sioux River deck replacement, construct (22). State funds are anticipated through the Bridge Improvement Grant (BIG).

JUSTIFICATION:

Projects preserve and extend the life of bridges and retaining walls. Annual bridge inspections identify the rehabilitation projects.

HIGHWAYS & STREETS

FUNDING SOURCES	2022	2023	2024	2025	2026	TOTAL
Sales Tax	1,550,000	475,000	575,000	600,000	600,000	3,800,000
State Grant	1,992,200	500,000	500,000	500,000	500,000	3,992,200
TOTAL	3,542,200	975,000	1,075,000	1,100,000	1,100,000	7,792,200

OPERATIONAL BUDGET IMPACT

No effect

SIoux FALLS CAPITAL IMPROVEMENT PROGRAM 2022–2026

PROJECT TITLE:

MAJOR STREET RECONSTRUCTION

PROJECT NO:

11003

DEPARTMENT:

Highways/Streets

DEPARTMENT PROJECT PRIORITY:

7

TOTAL PROJECT COST:

\$ 58,254,376

DESCRIPTION:

Reconstruction and widening of various arterial and major collector streets, phased construction: Minnesota Ave from Russell St to 18th St; 33rd St from Grange to Cliff Ave; 41st St from Marion Road to Minnesota Ave; Rice St from Cliff Ave to Cleveland Ave; Career Avenue, and other various streets.

JUSTIFICATION:

Projects replace existing streets and utilities at the end of their service life. Streets are prioritized based on pavement condition index scores, utility needs, citizen input, adjacent redevelopment, and pedestrian needs.

FUNDING SOURCES	2022	2023	2024	2025	2026	TOTAL
Sales Tax	6,365,559	6,973,827	9,007,644	11,316,846	11,625,000	45,288,876
User Fees/Water	3,500,000	2,000,000	3,300,000	750,000	750,000	10,300,000
User Fees/Sanitary Sewer	1,080,000	985,500	200,000	200,000	200,000	2,665,500
						0
TOTAL	10,945,559	9,959,327	12,507,644	12,266,846	12,575,000	58,254,376

OPERATIONAL BUDGET IMPACT

\$3,000 per lane mile.

SIoux FALLS CAPITAL IMPROVEMENT PROGRAM 2022-2026

PROJECT TITLE:

ARTERIAL STREET IMPROVEMENTS

PROJECT NO:

DEPARTMENT:

DEPARTMENT PROJECT PRIORITY:

11006

Highways/Streets

8

TOTAL PROJECT COST:

\$ 77,857,857

DESCRIPTION:

Preliminary and final design and construction of arterial streets: Tallgrass Ave, 69th St to Hwy 106; 85th St from Tallgrass Ave to 469th Ave; Marion Rd, 258th to Co Hwy 130; Sycamore Ave from 60th St N to Benson Rd; 57th St from Veterans Parkway to Six Mile Rd; 49th Street Extension; Cliff Ave, from 49th St to 57th St; Arterials associated with South Veterans Parkway Improvements; 6th St from Madison St to Arrowhead Pkwy; Sundowner Ave; Marion Road; 57th St; Six Mile Rd; Benson Rd; Madison St; Minnesota Ave; and other various arterials.

JUSTIFICATION:

Infrastructure improvements associated with growth and development.

HIGHWAYS & STREETS

FUNDING SOURCES	2022	2023	2024	2025	2026	TOTAL
Sales Tax	9,062,753	9,133,463	9,037,996	9,638,645	10,500,000	47,372,857
User Fees/Water	1,300,000	1,000,000	1,300,000	750,000	750,000	5,100,000
User Fees/Sanitary Sewer	125,000	125,000	125,000	125,000	125,000	625,000
Platting Fees/Water	840,000	860,000	880,000	900,000	920,000	4,400,000
Platting Fees/Street	2,580,000	2,620,000	2,660,000	2,700,000	2,740,000	13,300,000
Drainage Fees	600,000	600,000	620,000	620,000	620,000	3,060,000
State Funds	4,000,000					4,000,000
TOTAL	18,507,753	14,338,463	14,622,996	14,733,645	15,655,000	77,857,857

OPERATIONAL BUDGET IMPACT

\$3,000 per lane mile.

SIoux FALLS CAPITAL IMPROVEMENT PROGRAM 2022–2026

PROJECT TITLE:

DOWNTOWN AREA STREET & UTILITY IMPROVEMENTS

PROJECT NO:

11007

DEPARTMENT:

Highways/Streets

DEPARTMENT PROJECT PRIORITY:

9

TOTAL PROJECT COST:

\$ 11,740,000

DESCRIPTION:

Downtown Area improvements including streets, utilities, sidewalks, and streetscaping: Phillips Avenue from 6th Street to 9th Street; 7th Street from Phillips Avenue to the east; Dakota Ave Road Diet; 6th Street from Phillips Avenue to Weber Avenue; First Avenue; Weber Avenue; and Second Avenue.

JUSTIFICATION:

Projects replace existing streets and utilities at the end of their service life. Streets are prioritized based on pavement condition index scores, traffic volumes, utility needs, citizen input, adjacent redevelopment, and pedestrian needs.

FUNDING SOURCES	2022	2023	2024	2025	2026	TOTAL
Sales Tax	1,300,000	1,500,000	1,725,000	1,955,000	1,955,000	8,435,000
User Fees/Water	225,000	225,000	225,000	225,000	225,000	1,125,000
User Fees/Sanitary Sewer	720,000	500,000	500,000	230,000	230,000	2,180,000
						0
TOTAL	2,245,000	2,225,000	2,450,000	2,410,000	2,410,000	11,740,000

OPERATIONAL BUDGET IMPACT

\$3,000 per lane mile.

PROJECT TITLE:

RIGHT OF WAY ACQUISITION AND RESTORATION

PROJECT NO:

DEPARTMENT:

DEPARTMENT PROJECT PRIORITY:

11009

Highways/Streets

10

TOTAL PROJECT COST:

\$ 4,650,000

DESCRIPTION:

Right of way acquisition for Highways/Streets projects and landscaping restoration at various locations.

JUSTIFICATION:

This project is needed for acquisition of right of way for various upcoming street projects and restoration and rehabilitation of landscaping disturbed during construction activities.

FUNDING SOURCES	2022	2023	2024	2025	2026	TOTAL
Sales Tax	750,000	900,000	1,000,000	1,000,000	1,000,000	4,650,000
						0
TOTAL	750,000	900,000	1,000,000	1,000,000	1,000,000	4,650,000

OPERATIONAL BUDGET IMPACT

No Impact

SIoux FALLS CAPITAL IMPROVEMENT PROGRAM 2022–2026

PROJECT TITLE:

BRIDGE RECONSTRUCTION PROGRAM

PROJECT NO:

11086

DEPARTMENT:

Highways/Streets

DEPARTMENT PROJECT PRIORITY:

11

TOTAL PROJECT COST:

\$ 23,505,000

DESCRIPTION:

Design and reconstruct various bridges; 6th Street and Big Sioux River Bridge in Downtown, reconstruct (22-23); 49th Street and Big Sioux River Bridge, design (23-25), reconstruct (26). Project fund savings for reconstruction of 49th Street Bridge (24-26).

JUSTIFICATION:

Annual bridge inspection identify the replacement projects for the next ten years. The structures are inspected every two years for sufficiency ratings and are ranked for replacement.

FUNDING SOURCES	2022	2023	2024	2025	2026	TOTAL
Sales Tax	10,400,000	400,000	3,325,000	5,800,000	3,250,000	23,175,000
User Fees/Water	10,000				300,000	310,000
User Fees/Sanitary Sewer	10,000				10,000	20,000
						0
TOTAL	10,420,000	400,000	3,325,000	5,800,000	3,560,000	23,505,000

OPERATIONAL BUDGET IMPACT

SIoux FALLS CAPITAL IMPROVEMENT PROGRAM 2022-2026

PROJECT TITLE:

ADA IMPROVEMENTS

PROJECT NO:

11018

DEPARTMENT:

Highways/Streets

DEPARTMENT PROJECT PRIORITY:

12

TOTAL PROJECT COST:

\$ 8,150,000

DESCRIPTION:

Sidewalks, curb ramps, and pedestrian push buttons improvements to comply with Americans with Disabilities Act (ADA) regulations.

JUSTIFICATION:

This project is needed to meet commitments to pedestrian accessibility in resolution of Federal Highway Administration findings and in accordance with the Correction and Implementation Plan.

FUNDING SOURCES	2022	2023	2024	2025	2026	TOTAL
Sales Tax	900,000	1,200,000	1,650,000	2,200,000	2,200,000	8,150,000
						0
TOTAL	900,000	1,200,000	1,650,000	2,200,000	2,200,000	8,150,000

OPERATIONAL BUDGET IMPACT

No Impact

SIoux FALLS CAPITAL IMPROVEMENT PROGRAM 2022–2026

PROJECT TITLE:

RAILROAD CROSSING IMPROVEMENTS

PROJECT NO:

11011

DEPARTMENT:

Highways/Streets

DEPARTMENT PROJECT PRIORITY:

13

TOTAL PROJECT COST:

\$ 500,000

DESCRIPTION:

Railroad crossing improvements in coordination with Ellis & Eastern and Burlington Northern railroads; Marion Road/258th St, construct (22); 6th Street Downtown, construct (23); 14th St/Cliff Ave, construct (24); 20th St/Cliff Ave, construct (25); and other various crossings. This project utilizes 90% federal funds and 10% city match.

JUSTIFICATION:

This project coordinates rail crossing improvements with the South Dakota Department of Transportation and the appropriate rail authority.

FUNDING SOURCES	2022	2023	2024	2025	2026	TOTAL
Sales Tax	65,000	80,000	80,000	80,000	95,000	400,000
User Fees/Water	10,000	10,000	10,000	10,000	10,000	50,000
User Fees/Sanitary Sewer	10,000	10,000	10,000	10,000	10,000	50,000
						0
TOTAL	85,000	100,000	100,000	100,000	115,000	500,000

OPERATIONAL BUDGET IMPACT

No impact

SIoux FALLS CAPITAL IMPROVEMENT PROGRAM 2022-2026

PROJECT TITLE:

SCHOOL DISTRICT/PARK SITE COORDINATION

PROJECT NO:

11002

DEPARTMENT:

Highways/Streets

DEPARTMENT PROJECT PRIORITY:

14

TOTAL PROJECT COST:

\$ 3,735,000

DESCRIPTION:

Public infrastructure needed for the opening of new schools or parks; Southeastern Avenue from 69th Street to the south, construct (22); Cliff Avenue from 85th Street to the south 1/2 mile, design (22), construct (23); and other various locations needed for new school construction.

JUSTIFICATION:

The City coordinates with the eight school districts with boundaries in the city limits to construct public infrastructure in conjunction with the construction of new schools and park sites.

FUNDING SOURCES	2022	2023	2024	2025	2026	TOTAL
Sales Tax	175,000	2,065,000	215,000	215,000	215,000	2,885,000
User Fees/Water	50,000	300,000	50,000	50,000	50,000	500,000
User Fees/Sanitary Sewer	10,000	10,000	10,000	10,000	10,000	50,000
Other Financing/School Dis	150,000	150,000				300,000
TOTAL	385,000	2,525,000	275,000	275,000	275,000	3,735,000

OPERATIONAL BUDGET IMPACT

\$3,000 per lane mile

SIoux FALLS CAPITAL IMPROVEMENT PROGRAM 2022–2026

PROJECT TITLE:

SDDOT PROJECT COORDINATION

PROJECT NO:

11013

DEPARTMENT:

Highways/Streets

DEPARTMENT PROJECT PRIORITY:

15

TOTAL PROJECT COST:

\$ 1,015,000

DESCRIPTION:

Unforeseen street, water, sanitary sewer, traffic signal studies, pedestrian facilities, street and utility design and construction improvements that are not eligible for SDDOT funding and are coordinated with SDDOT projects.

JUSTIFICATION:

This project is needed for unforeseen SDDOT interstate construction and arterial corridor improvements.

HIGHWAYS & STREETS

FUNDING SOURCES	2022	2023	2024	2025	2026	TOTAL
Sales Tax	40,000	140,000	195,000	195,000	195,000	765,000
User Fees/Water	25,000	25,000	25,000	25,000	25,000	125,000
User Fees/Sanitary Sewer	25,000	25,000	25,000	25,000	25,000	125,000
						0
TOTAL	90,000	190,000	245,000	245,000	245,000	1,015,000

OPERATIONAL BUDGET IMPACT

\$3,000 per lane mile.

SIoux FALLS CAPITAL IMPROVEMENT PROGRAM 2022–2026

PROJECT TITLE:

TRAFFIC SIGNAL IMPROVEMENTS

PROJECT NO:

11010

DEPARTMENT:

Highways/Streets

DEPARTMENT PROJECT PRIORITY:

16

TOTAL PROJECT COST:

\$ 1,408,000

DESCRIPTION:

Install new and upgrade existing traffic signals and controllers at various locations when traffic signal warrants are met; 74th St/Louise Ave, 69th St/Ralph Rogers Road, 12th St/Discovery Ave, 41st St/Bahnsen Ave, 57th St/Technopolis Ave, 57th St/Sundowner Ave, and other various locations.

JUSTIFICATION:

Traffic signals provide safe and efficient movement of traffic and pedestrians.

HIGHWAYS & STREETS

FUNDING SOURCES	2022	2023	2024	2025	2026	TOTAL
Sales Tax	234,000	234,000	280,000	280,000	380,000	1,408,000
						0
TOTAL	234,000	234,000	280,000	280,000	380,000	1,408,000

OPERATIONAL BUDGET IMPACT

\$400 per year

SIoux FALLS CAPITAL IMPROVEMENT PROGRAM 2022–2026

PROJECT TITLE:

COMMUNICATIONS NETWORK UPGRADE

PROJECT NO:

11008

DEPARTMENT:

Highways/Streets

DEPARTMENT PROJECT PRIORITY:

17

TOTAL PROJECT COST:

\$ 1,450,000

DESCRIPTION:

Implementation of the City wide communication network master plan on various arterial corridors and to extend to various city facilities; 10th-11th-12th Street Corridors, Marion Road, Russell Street, 41st Street and other various locations.

JUSTIFICATION:

This project will provide communication network links to traffic signals and City facilities by installing and upgrading fiber and conduit in strategic locations. Projects are recommended from the Sioux Falls Communications Network Master Plan and Asset Management.

FUNDING SOURCES	2022	2023	2024	2025	2026	TOTAL
Sales Tax	325,000	225,000	250,000	250,000	400,000	1,450,000
						0
TOTAL	325,000	225,000	250,000	250,000	400,000	1,450,000

OPERATIONAL BUDGET IMPACT

\$500 per year

SIoux FALLS CAPITAL IMPROVEMENT PROGRAM 2022–2026

PROJECT TITLE:

ARROWHEAD PARKWAY IMPROVEMENTS

PROJECT NO:

11064

DEPARTMENT:

Highways/Streets

DEPARTMENT PROJECT PRIORITY:

18

TOTAL PROJECT COST:

\$ 9,410,000

DESCRIPTION:

Reconstruct and widen Arrowhead Parkway; Six Mile Road and Arrowhead Parkway realignment, construct (22); Arrowhead Parkway from Highline Avenue to east of Veterans Parkway, construct (23-24). Jurisdictional SDDOT Funds and Surface Transportation Block Grant (STBG) Funds.

JUSTIFICATION:

Per the City of Sioux Falls/SDDOT jurisdictional agreement, this segment of Arrowhead Parkway is the City's infrastructure. The DOT is providing partial funds for the projects.

FUNDING SOURCES	2022	2023	2024	2025	2026	TOTAL
Sales Tax			3,150,000			3,150,000
User Fees/Water			250,000			250,000
User Fees/Sanitary Sewer			10,000			10,000
State Funds	2,000,000	2,000,000	2,000,000			6,000,000
TOTAL	2,000,000	2,000,000	5,410,000	0	0	9,410,000

OPERATIONAL BUDGET IMPACT

\$3,000 per lane mile.

SIoux FALLS CAPITAL IMPROVEMENT PROGRAM 2022–2026

PROJECT TITLE:

85TH STREET AND I29 IMPROVEMENTS

PROJECT NO:

11017

DEPARTMENT:

Highways/Streets

DEPARTMENT PROJECT PRIORITY:

19

TOTAL PROJECT COST:

\$ 350,000

DESCRIPTION:

Construct 85th Street and I-29 interchange improvements; construct (22-23). This project will use Surface Transportation Block Grant (STBG) Funds with these City participating costs.

JUSTIFICATION:

This is a joint project with the City of Sioux Falls, the SDDOT, Lincoln County, the City of Tea, and a private development group. This project will allow an 85th Street Interchange with I-29 to expand the arterial street system and provide for system connectivity for new growth.

FUNDING SOURCES	2022	2023	2024	2025	2026	TOTAL
Sales Tax	50,000					50,000
User Fees/Water	175,000					175,000
User Fees/Sanitary Sewer	125,000					125,000
						0
TOTAL	350,000	0	0	0	0	350,000

OPERATIONAL BUDGET IMPACT

\$3,000 per lane mile.

SIoux FALLS CAPITAL IMPROVEMENT PROGRAM 2022–2026

PROJECT TITLE:

VETERANS PARKWAY IMPROVEMENTS

PROJECT NO:

11067

DEPARTMENT:

Highways/Streets

DEPARTMENT PROJECT PRIORITY:

20

TOTAL PROJECT COST:

\$ 1,500,000

DESCRIPTION:

Design and Construction of median improvements and other various improvements on Veterans Parkway from I90 to 57th Street. Design and construct intersection improvements on 6th Street from Highline Avenue to Veterans Parkway, when needed, and in coordination with development.

JUSTIFICATION:

This project maintains and rehabilitates the landscaping and constructs surface improvements along the corridor.

FUNDING SOURCES	2022	2023	2024	2025	2026	TOTAL
Sales Tax	100,000	100,000	100,000	100,000	100,000	500,000
Contributions	1,000,000					1,000,000
TOTAL	1,100,000	100,000	100,000	100,000	100,000	1,500,000

OPERATIONAL BUDGET IMPACT

\$3,000 per lane mile

SIoux FALLS CAPITAL IMPROVEMENT PROGRAM 2022–2026

PROJECT TITLE:

41ST STREET AND I29 IMPROVEMENTS

PROJECT NO:

11076

DEPARTMENT:

Highways/Streets

DEPARTMENT PROJECT PRIORITY:

21

TOTAL PROJECT COST:

\$ 2,900,000

DESCRIPTION:

Reconstruct 41st Street from Marion Road to Louise Avenue, widen from Marion Road to I29 to six lanes with median and add median from I29 to Shirley Avenue; construct (22-23), coordinate with the SDDOT interchange improvements. This project will use Surface Transportation Block Grant (STBG) Funds with these City participating costs.

JUSTIFICATION:

This is a joint project with the City of Sioux Falls and the SDDOT. The 41st corridor study identified the diverging diamond interchange as the preferred option to address the high volume of left turn movements, the associated crashes, and capacity issues. This project will also enhance pedestrian access through the corridor.

HIGHWAYS & STREETS

FUNDING SOURCES	2022	2023	2024	2025	2026	TOTAL
User Fees/Water	1,400,000					1,400,000
User Fees/Sanitary Sewer	1,500,000					1,500,000
						0
						0
TOTAL	2,900,000	0	0	0	0	2,900,000

OPERATIONAL BUDGET IMPACT

\$3,000 per lane mile

SIoux FALLS CAPITAL IMPROVEMENT PROGRAM 2022-2026

PROJECT TITLE:

49TH STREET EXTENSION

PROJECT NO:

11029

DEPARTMENT:

Highways/Streets

DEPARTMENT PROJECT PRIORITY:

22

TOTAL PROJECT COST:

\$ 3,920,000

DESCRIPTION:

Extend 49th Street from Western Avenue to Grange Avenue: preliminary design and property acquisition (22-23). Construct Phase 2 from West to Grange (22-23). Construct Phase 3 from Grange Avenue to Duluth Avenue (24-25). Coordinate with the SDDOT I229/Minnesota Avenue ramp improvements.

JUSTIFICATION:

The 41st Street corridor study identified the expansion of this east/west corridor as a priority to reduce traffic volumes on 41st Street.

FUNDING SOURCES	2022	2023	2024	2025	2026	TOTAL
Sales Tax	100,000	1,000,000	1,000,000	1,500,000		3,600,000
User Fees/Water	150,000		150,000			300,000
User Fees/Sanitary Sewer			20,000			20,000
						0
TOTAL	250,000	1,000,000	1,170,000	1,500,000	0	3,920,000

OPERATIONAL BUDGET IMPACT

\$3,000 per lane mile.

SIoux FALLS CAPITAL IMPROVEMENT PROGRAM 2022–2026

PROJECT TITLE:

STREET LIGHTS IN NEWLY DEVELOPED AREAS

PROJECT NO:

11027

DEPARTMENT:

Highways/Streets

DEPARTMENT PROJECT PRIORITY:

23

TOTAL PROJECT COST:

\$ 2,256,394

DESCRIPTION:

Street light installation in newly developed and annexed areas.

JUSTIFICATION:

Street lights illuminate the roads for the safety of vehicles, residents, and pedestrians.

FUNDING SOURCES	2022	2023	2024	2025	2026	TOTAL
Sales Tax	446,394	370,000	470,000	470,000	500,000	2,256,394
						0
TOTAL	446,394	370,000	470,000	470,000	500,000	2,256,394

OPERATIONAL BUDGET IMPACT

\$30,000 per year.

SIoux FALLS CAPITAL IMPROVEMENT PROGRAM 2022–2026

PROJECT TITLE:

LED STREET LIGHT UPGRADE PROGRAM

PROJECT NO:

11030

DEPARTMENT:

Highways/Streets

DEPARTMENT PROJECT PRIORITY:

24

TOTAL PROJECT COST:

\$ 3,255,000

DESCRIPTION:

Upgrade the existing high-pressure sodium fixtures with LED fixtures.

JUSTIFICATION:

This is a multi-year program to upgrade 16,000 light fixtures. LED fixtures use half the power and last five times as long as high-pressure sodium fixtures.

FUNDING SOURCES	2022	2023	2024	2025	2026	TOTAL
Sales Tax	540,000	540,000	650,000	650,000	750,000	3,130,000
Other Financing/Grant	25,000	25,000	25,000	25,000	25,000	125,000
TOTAL	565,000	565,000	675,000	675,000	775,000	3,255,000

OPERATIONAL BUDGET IMPACT

\$30,000 per year.

SIoux FALLS CAPITAL IMPROVEMENT PROGRAM 2022–2026

PROJECT TITLE:

PEDESTRIAN AND BICYCLE IMPROVEMENTS

PROJECT NO:

11075

DEPARTMENT:

Highways/Streets

DEPARTMENT PROJECT PRIORITY:

25

TOTAL PROJECT COST:

\$ 4,025,000

DESCRIPTION:

Addition of new sidewalks on arterial streets and bicycle facilities to existing streets and the repair and replacement of existing sidewalks. Sidewalk Assessments is the property owner cost.

JUSTIFICATION:

This project supports the City’s complete streets policy and advances pedestrian/bicycle mobility as identified in the 2045 long-range transportation plan.

HIGHWAYS & STREETS

FUNDING SOURCES	2022	2023	2024	2025	2026	TOTAL
Sales Tax	250,000	300,000	325,000	325,000	325,000	1,525,000
Sidewalk Assessments	500,000	500,000	500,000	500,000	500,000	2,500,000
TOTAL	750,000	800,000	825,000	825,000	825,000	4,025,000

OPERATIONAL BUDGET IMPACT

\$30,000 per year

SIoux FALLS CAPITAL IMPROVEMENT PROGRAM 2022-2026

PROJECT TITLE:

SALT STORAGE FACILITY

PROJECT NO:

11088

DEPARTMENT:

Highways/Streets

DEPARTMENT PROJECT PRIORITY:

26

TOTAL PROJECT COST:

\$ 1,885,000

DESCRIPTION:

Construct a new salt storage hoop dome facility with equipment storage; design (22), construct (23).

JUSTIFICATION:

The new facility allows the delivery of salt year round and ensures adequate salt quantities during the winter.

FUNDING SOURCES	2022	2023	2024	2025	2026	TOTAL
Sales Tax	110,000	1,775,000				1,885,000
						0
TOTAL	110,000	1,775,000	0	0	0	1,885,000

OPERATIONAL BUDGET IMPACT

No impact

SIoux FALLS CAPITAL IMPROVEMENT PROGRAM 2022–2026

PROJECT TITLE:

BENSON ROAD AND I229 AREA IMPROVEMENTS

PROJECT NO:

11098

DEPARTMENT:

Highways/Streets

DEPARTMENT PROJECT PRIORITY:

27

TOTAL PROJECT COST:

\$ 1,700,000

DESCRIPTION:

Reconstruction and expansion of Benson Road from Lewis Avenue to Bahnson Avenue to six lanes with a median, water main relocation (22), Benson Road Improvements, construct (23-24). Coordinate with SDDOT interchange improvements. This project will use Surface Transportation Block Grant (STBG) Funds with these City participating costs.

JUSTIFICATION:

This is a joint project with the City of Sioux Falls and the SDDOT. The I-229 major investment study recommended additional lanes, additional capacity and safety improvements, and pedestrian/bicycle improvements at this interchange and on Benson Road.

HIGHWAYS & STREETS

FUNDING SOURCES	2022	2023	2024	2025	2026	TOTAL
Sales Tax		50,000				50,000
User Fees/Water	1,000,000	600,000				1,600,000
User Fees/Sanitary Sewer		50,000				50,000
						0
TOTAL	1,000,000	700,000	0	0	0	1,700,000

OPERATIONAL BUDGET IMPACT

\$3,000 per lane mile

SIoux FALLS CAPITAL IMPROVEMENT PROGRAM 2022-2026

PROJECT TITLE:

CLIFF AVE AND I229 AREA IMPROVEMENTS

PROJECT NO:

11100

DEPARTMENT:

Highways/Streets

DEPARTMENT PROJECT PRIORITY:

28

TOTAL PROJECT COST:

\$ 1,225,000

DESCRIPTION:

Design, reconstruction and expansion of Cliff Avenue from 38th Street to Big Sioux River to six lanes with a median: design (23), construct (24-26). This project will use Surface Transportation Block Grant (STBG) Funds with these City participating costs.

JUSTIFICATION:

This is a joint project with the City of Sioux Falls and the SDDOT. The I-229 major investment study recommended additional lanes, additional capacity and safety improvements, and pedestrian/bicycle improvements at this interchange and on Cliff Avenue. The project is planned for reconstruction in 2025-2026.

FUNDING SOURCES	2022	2023	2024	2025	2026	TOTAL
Sales Tax		100,000	100,000			200,000
User Fees/Water				500,000		500,000
User Fees/Sanitary Sewer				525,000		525,000
						0
TOTAL	0	100,000	100,000	1,025,000	0	1,225,000

OPERATIONAL BUDGET IMPACT

\$3,000 per lane mile

SIoux FALLS CAPITAL IMPROVEMENT PROGRAM 2022–2026

PROJECT TITLE:

MINNESOTA AVE AND I229 AREA IMPROVEMENTS

PROJECT NO:

11099

DEPARTMENT:

Highways/Streets

DEPARTMENT PROJECT PRIORITY:

29

TOTAL PROJECT COST:

\$ 260,000

DESCRIPTION:

Reconstruction and expansion of Minnesota Avenue from 41st Street to Lotta Street to six lanes with a median: design (22-25) Coordinate with SDDOT interchange improvements. This project will use Surface Transportation Block Grant (STBG) Funds.

JUSTIFICATION:

This is a joint project with the City of Sioux Falls and the SD DOT. The I-229 major investment study recommended additional lanes, additional capacity and safety improvements, and pedestrian/bicycle improvements at this interchange and on Minnesota Avenue. The project is planned for reconstruction in 2027-2028

FUNDING SOURCES	2022	2023	2024	2025	2026	TOTAL
Sales Tax		100,000		100,000		200,000
User Fees/Water	50,000					50,000
User Fees/Sanitary Sewer	10,000					10,000
						0
TOTAL	60,000	100,000	0	100,000	0	260,000

OPERATIONAL BUDGET IMPACT

\$3,000 per lane mile

SIoux FALLS CAPITAL IMPROVEMENT PROGRAM 2022-2026

PROJECT TITLE:

SOUTH VETERANS PARKWAY IMPROVEMENTS

PROJECT NO:

11120

DEPARTMENT:

Highways/Streets

DEPARTMENT PROJECT PRIORITY:

30

TOTAL PROJECT COST:

\$ 50,000

DESCRIPTION:

South Veterans Parkway Construction; utility coordination, design (22).

JUSTIFICATION:

South Veterans Parkway Corridor will be constructed by the SDDOT. This project will allow for utility coordination as needed along the entire corridor.

FUNDING SOURCES	2022	2023	2024	2025	2026	TOTAL
User Fees/Water	25,000					25,000
User Fees/Sanitary Sewer	25,000					25,000
						0
						0
TOTAL	50,000	0	0	0	0	50,000

OPERATIONAL BUDGET IMPACT

\$3,000 per lane mile

This page intentionally left blank.



SALES/USE TAX FUND 253

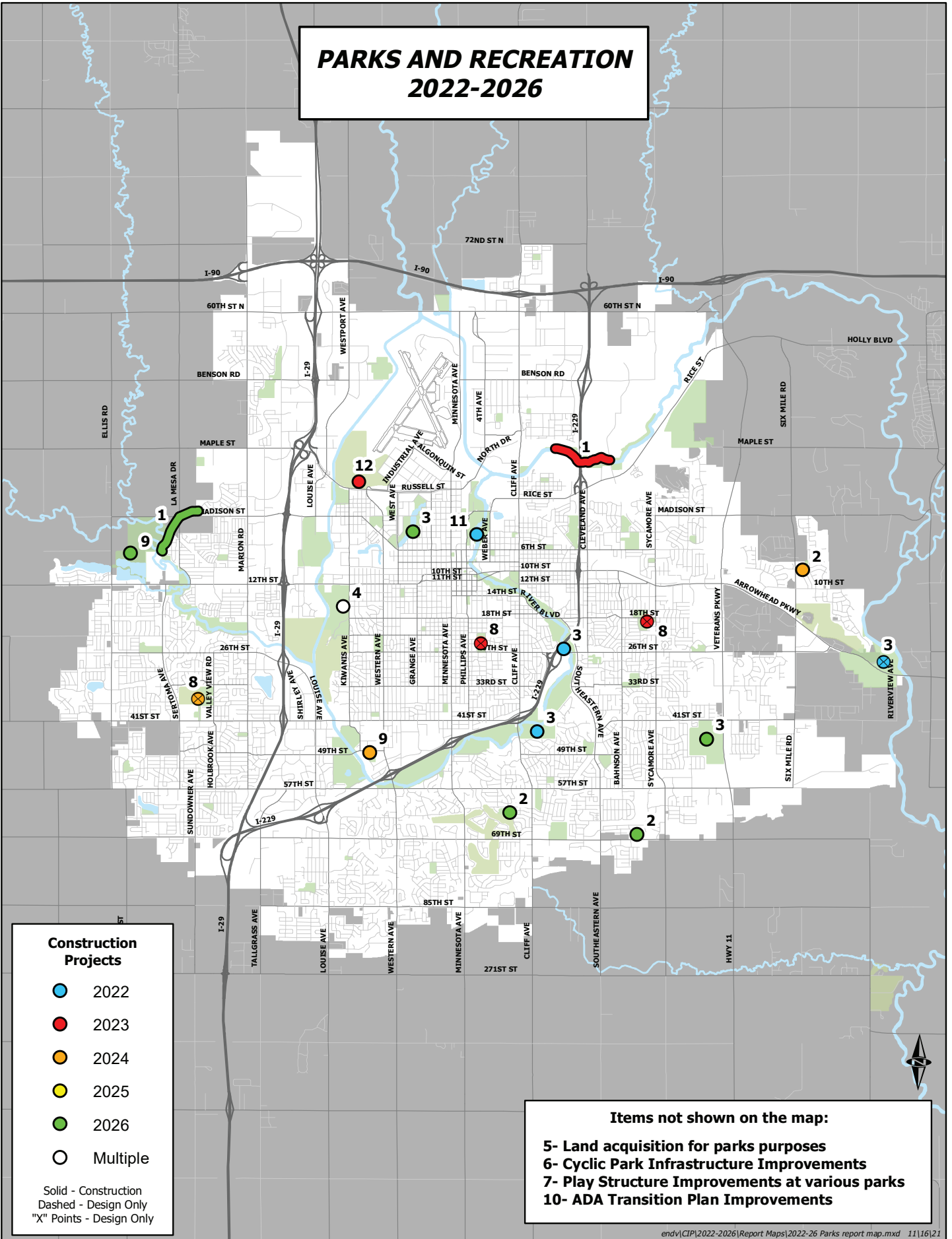
PARKS AND RECREATION

Capital Program	2022	2023	2024	2025	2026
Sources					
2nd Penny Sales Tax	6,219,500	9,099,000	9,075,000	5,082,500	8,651,500
Other Financing - ARPA	5,000,000	-	-	-	-
Other Financing	-	-	110,000	-	-
Total Capital Sources	\$ 11,219,500	\$ 9,099,000	\$ 9,185,000	\$ 5,082,500	\$ 8,651,500
Pg. Capital Improvement Projects					
41 River Greenway Improvements	5,000,000	-	-	-	-
42 Greenways/Trail Improvements	1,002,000	1,760,000	428,000	1,377,000	2,169,000
43 Neighborhood Parks Improvement	-	65,000	1,100,000	83,000	495,000
44 Community/Regional Parks Improvements	1,280,000	1,400,000	273,000	314,000	1,822,500
45 Zoo Master Plan Improvements	105,000	-	354,000	-	-
46 Park Land Acquisition	800,000	700,000	800,000	350,000	200,000
47 Cyclic Park Infrastructure Improvements	1,144,000	979,000	1,717,000	971,000	394,000
48 Play Structure Improvements	491,000	-	571,000	627,000	660,000
49 Aquatic Facilities Improvements	-	1,930,000	500,000	-	-
50 Park Storage Facilities	-	285,600	1,904,000	64,000	400,000
51 ADA Transition Plan Improvements	315,000	-	-	-	-
52 Elmwood Golf Course Clubhouse	-	400,000	-	-	-
Total Capital Improvement Projects	\$ 10,137,000	\$ 7,519,600	\$ 7,647,000	\$ 3,786,000	\$ 6,140,500
Capital Equipment (R=Replace, N=New)					
R Aerial Lift	-	250,000	-	-	-
R Aerator, Deep Line	-	-	70,000	-	-
R Aerator, Ride One	-	-	-	-	18,000
R Air Compressor	-	-	-	-	25,000
R AV Kiosk	-	23,400	-	-	-
R Bleachers, Mobile	-	-	-	50,000	-
R Drag, Ball Field	24,000	-	-	-	-
R Forklift	-	-	-	-	25,000
R Groomer, Ballfield	-	26,000	-	-	-
R Lift, Litter	-	-	-	-	50,000
R Lift, Scissor	-	-	-	-	28,000
R Loader, Front End	-	-	-	-	390,000
R Mower, All Terrain	-	-	-	-	225,000
R Mower, 11' (4)	144,000 (3)	72,000	-	-	75,000
R Mower, 72" (13)	213,000 (7)	186,000	-	-	-
N Mower, 10'	-	75,000	-	-	-

PARKS AND RECREATION (CONT.)

Capital Program	2022	2023	2024	2025	2026
N Mower, Contour	70,000	-	-	-	-
R Mower, Zero Turn	-	-	15,000	-	-
R Oven	-	21,000	-	-	-
R Paging System	-	8,000	-	-	-
N Painter, Line	52,000 (2)	-	28,000	-	16,000
R Pickup (22)	105,000 (3)	169,000	74,000	417,000	422,000
R Snowmobile (2)	-	-	-	-	30,000
R/N Skidloader (3)	-	55,000	-	-	110,000
R Snowcat, Groomer	-	250,000	-	-	-
R Snowmaker, Portable (4)	-	70,000	80,000	-	-
N Soil Conditioner	-	11,000	-	-	-
N Sprayer (2)	19,000 (1)	48,000	-	-	-
R Stump Cutter	-	-	65,000	-	-
R SUV (2)	33,000 (1)	-	48,000	-	-
R Toolcat (3)	-	90,000	90,000	90,000	-
R Tractor (3)	100,000 (1)	40,000	32,000	-	-
R Trailer, Tandem	-	-	14,000	-	-
R Truck (4)	-	-	160,000	-	-
N Truck, Bucket	-	-	-	145,000	-
R Truck, Dump (7)	-	-	204,000	-	196,000
R Truck, Hook	-	-	-	330,000	-
R Truck, 2 Ton (2)	-	-	145,000	-	167,000
R Truck, Flatbed (2)	-	-	342,000	-	-
R Utility Tractor (11)	34,000 (1)	59,000	34,000	34,000	252,000
R Utility Vehicle, Heavy Duty (9)	58,000 (2)	-	-	53,000	141,000
R Utility Vehicle, Mid Duty (31)	50,500 (3)	64,000	106,000	110,000	66,000
R Vacuum, Pool Robotic	-	-	-	-	15,000
R Van	-	-	-	-	60,000
R Video Display System	-	21,000	-	-	-
R Wood Chipper	-	-	-	-	28,000
N Zamboni	120,000	-	-	-	-
R Zamboni Tow	-	20,000	-	-	-
N Zoo Anesthesia Monitor	-	-	-	-	8,500
N Zoo Animal Restraints	-	21,000	-	-	-
N Zoo Autoclave	-	-	-	7,500	-
R Zoo Endoscope Diagnostic System	-	-	-	42,000	-
N Zoo Freezer, Walk In	-	-	-	-	10,000
R Zoo Generator	-	-	9,000	-	-
R Zoo Indoor Play Structure	-	-	22,000	-	-
R Zoo Isolation Cages (3)	15,000	-	-	-	-
R Zoo Lift, Scissor	-	-	-	18,000	-
R Zoo Mister Fan	15,000	-	-	-	-
R Zoo Phone System	30,000	-	-	-	-
N Zoo Projector, Gesture	-	-	-	-	8,500
R Zoo SUV	-	-	-	-	55,000
R Zoo Utility Vehicle (2)	-	-	-	-	45,000
R Zoo Van	-	-	-	-	45,000
Total Capital Equipment Program	\$ 1,082,500	\$ 1,579,400	\$ 1,538,000	\$ 1,296,500	\$ 2,511,000
Total Capital Program	\$ 11,219,500	\$ 9,099,000	\$ 9,185,000	\$ 5,082,500	\$ 8,651,500

PARKS AND RECREATION 2022-2026



Construction Projects

- 2022
- 2023
- 2024
- 2025
- 2026
- Multiple

Solid - Construction
Dashed - Design Only
"X" Points - Design Only

Items not shown on the map:
5- Land acquisition for parks purposes
6- Cyclic Park Infrastructure Improvements
7- Play Structure Improvements at various parks
10- ADA Transition Plan Improvements

SIoux FALLS CAPITAL IMPROVEMENT PROGRAM 2022–2026

PROJECT TITLE:

RIVER GREENWAY IMPROVEMENTS

PROJECT NO:

14014

DEPARTMENT:

Parks and Recreation

DEPARTMENT PROJECT PRIORITY:

1

TOTAL PROJECT COST:

\$ 5,000,000

DESCRIPTION:

Big Sioux River Low Head Dam, construct (22), Phase 3 Downtown River Greenway improvements (22).

JUSTIFICATION:

The adopted Sioux Falls Greenway and Riverfront Master Plan outlined improvements the public wanted to see along the Big Sioux River Greenway. Phase 3 will begin construction from Falls Park West to approximately the southern edge of Kiwanis Park, and will include reconstruction of the Big Sioux River Low Head Dam at Falls Park. The project will be done in coordination with the adjacent private redevelopment of the Sioux Steel site, the Steel District Development. The proposed improvements will create important new connections into Falls Park, the Levitt Shell, Arc of Dreams, Kiwanis Park and provide a seamless transition to the new office, housing, hotel, restaurant, and convention center areas proposed in the Steel District development. The existing low head dam was built in the early 1900's to divert water to the Queen Bee Mill and to stabilize the water level in the downtown reach of the Big Sioux River. It has been steadily deteriorating over the years and needs to be replaced to maintain the water level along the Downtown River Greenway. This is being funded by American Rescue Plan Act funds.

FUNDING SOURCES	2022	2023	2024	2025	2026	TOTAL
Sales Tax/ARPA	5,000,000					5,000,000
						0
TOTAL	5,000,000	0	0	0	0	5,000,000

OPERATIONAL BUDGET IMPACT

\$10,000 per year

SIoux FALLS CAPITAL IMPROVEMENT PROGRAM 2022–2026

PROJECT TITLE:

GREENWAY/TRAIL IMPROVEMENTS

PROJECT NO:

14079

DEPARTMENT:

Parks and Recreation

DEPARTMENT PROJECT PRIORITY:

2

TOTAL PROJECT COST:

\$ 6,736,000

DESCRIPTION:

The development of greenways, trail corridors, and neighborhood connections in the park system and the systematic reconstruction of existing trail. Bike Trail Trestle Bridge Study (22); Big Sioux River Greenway trail corridor (Lien Park to Great Bear) design (22, 26), construct (23); Trail reconstruction, construct (22,24-26); Neighborhood trail connections, design (24), construct (25); Cherry Creek Trail Corridor (Family Park to Madison Street) design (25), construct (26).

JUSTIFICATION:

Greenways and trails were the highest priorities identified by the public in the Needs Assessment survey conducted as part of the 2020-2024 Parks & Recreation Comprehensive Plan. The Bike Trail Master Plan prioritized the Cherry Creek and Big Sioux River Greenway trail corridors as the top two corridors to be developed. The Cherry Creek trail corridor will connect the neighborhoods in northwest Sioux Falls to the main trail loop and provide safer and more direct access to trail users. The Big Sioux River Greenway trail corridor will extend the trail network from the main trail loop at Falls Park, to an on-street designated trail on Bahnson Avenue, connect to Great Bear Recreation Park, and further advance our efforts to realize a regional trail network with future connections to Brandon and the Big Sioux Rec area. The existing trail requires regular upkeep and reconstruction to eliminate cracks, uneven surfaces, etc. Reconstruction includes milling of old surfaces, asphalt overlays, and renovation of problem areas. Work areas are determined by annual inspections of the existing trail system.

PARKS & RECREATION

FUNDING SOURCES	2022	2023	2024	2025	2026	TOTAL
Sales Tax	1,002,000	1,760,000	428,000	1,377,000	2,169,000	6,736,000
						0
TOTAL	1,002,000	1,760,000	428,000	1,377,000	2,169,000	6,736,000

OPERATIONAL BUDGET IMPACT

\$10,560 per year of new trail development.

SIoux FALLS CAPITAL IMPROVEMENT PROGRAM 2022–2026

PROJECT TITLE:

NEIGHBORHOOD PARK IMPROVEMENTS

PROJECT NO:

14080

DEPARTMENT:

Parks and Recreation

DEPARTMENT PROJECT PRIORITY:

3

TOTAL PROJECT COST:

\$ 1,743,000

DESCRIPTION:

The development of new neighborhood parks, renovation of existing neighborhood parks, and addition of neighborhood park elements in existing parks. New Park Development - Willow Ridge, design (23), construct (24); Park Development in underserved areas (24), Whispering Woods, design (25), construct(26); Neighborhood Park Elements - Prairie Trail Park, design (25), construct (26).

JUSTIFICATION:

Neighborhood parks were rated the second highest priority for investment by the public in the Needs Assessment survey conducted as part of the Parks & Recreation Comprehensive Plan. Goals identified as part of the plan included providing equitable access to neighborhood parks for all the citizens in the city and providing access to neighborhood park elements where parks of other classification types serve as neighborhood parks. This project provides for the development of new neighborhood parks in the growth areas of the city, as well as for the renovation of existing neighborhood parks and the addition of neighborhood park elements in existing parks.

PARKS & RECREATION

FUNDING SOURCES	2022	2023	2024	2025	2026	TOTAL
Sales Tax		65,000	1,100,000	83,000	495,000	1,743,000
						0
TOTAL	0	65,000	1,100,000	83,000	495,000	1,743,000

OPERATIONAL BUDGET IMPACT

\$12,200 per year of new park development (24, 26)

SIoux FALLS CAPITAL IMPROVEMENT PROGRAM 2022–2026

PROJECT TITLE:

COMMUNITY/REGIONAL PARK IMPROVEMENTS

PROJECT NO:

14082

DEPARTMENT:

Parks and Recreation

DEPARTMENT PROJECT PRIORITY:

4

TOTAL PROJECT COST:

\$ 5,089,500

DESCRIPTION:

The development of new community/regional parks and renovation and expansion of existing community/regional parks. Rotary Park Improvements, construct (22); Tuthill Park Improvements, construct (22); Arboretum Master Plan Improvements, design (22), construct (23); Sioux Falls Skate Park (23), Tomar Park Improvements (23), Miscellaneous Site Improvements, construct (23-26); Harmodon renovations, design (25), construct (26); Terrace Park Master Plan Improvements, design (25), construct (26).

JUSTIFICATION:

Community/Regional Parks provide access to unique recreational features and facilities that attract visitors from the entire region. They accommodate small and large group activities and events and have the infrastructure to support those types of activities. This project provides for the renovation, expansion, and construction of the infrastructure in these larger parks. Rotary Park improvements consist of the addition of a fitness court, pathways and associated amenities to activate the new green space opened up by the completion of the adjacent street project. Tuthill Park improvements consist of replacing the upper restroom and shop, combining them into one site and upgrading the utilities. The Arboretum master plan improvements consist of the development of the East Sioux Falls History Plaza. The Sioux Falls Skate Park project will construct a skate park in Nelson Park per the recently approved master plan. The Tomar Park improvements will enhance the tennis complex to be constructed in 2022. Harmodon Park improvements consist of field renovations on the baseball side, drainage improvements, and fence repair. The miscellaneous improvements consist of adding picnic shelters, pathways, bleacher pads, and irrigation improvements at various locations. The Terrace Park improvements identified include replacing aging infrastructure, enhancing historical aspects and features of the park, and creating better pedestrian circulation through the park.

FUNDING SOURCES	2022	2023	2024	2025	2026	TOTAL
Sales Tax	1,280,000	1,400,000	273,000	314,000	1,822,500	5,089,500
						0
TOTAL	1,280,000	1,400,000	273,000	314,000	1,822,500	5,089,500

OPERATIONAL BUDGET IMPACT

\$15,000 per year

SIoux FALLS CAPITAL IMPROVEMENT PROGRAM 2022-2026

PROJECT TITLE:

ZOO MASTER PLAN IMPROVEMENTS

PROJECT NO:

14026

DEPARTMENT:

Parks and Recreation

DEPARTMENT PROJECT PRIORITY:

5

TOTAL PROJECT COST:

\$ 459,000

DESCRIPTION:

Master Plan Update (22); Backup Generator Plan (22); Museum HVAC and Humidity Control, design & construct (24).

JUSTIFICATION:

An updated Master Plan is needed to address aging infrastructure, future expansions, and visitor accommodations. Master planning is a requirement for AZA accreditation. A backup generator plan is needed to identify the sizes, locations, and priorities for new generators on campus to ensure the life safety and security of animals and facilities during a power outage. The HVAC units for the Great Room were added in 1990, are over 30 years old and are at the end of their useful life.

FUNDING SOURCES	2022	2023	2024	2025	2026	TOTAL
Sales Tax	105,000		354,000			459,000
						0
TOTAL	105,000	0	354,000	0	0	459,000

OPERATIONAL BUDGET IMPACT

No Impact

SIoux FALLS CAPITAL IMPROVEMENT PROGRAM 2022–2026

PROJECT TITLE:

PARK LAND ACQUISITION

PROJECT NO:

14008

DEPARTMENT:

Parks and Recreation

DEPARTMENT PROJECT PRIORITY:

6

TOTAL PROJECT COST:

\$ 2,850,000

DESCRIPTION:

Acquisition of land for park expansion, new park development, and expansion of the greenway/trail system.

JUSTIFICATION:

As the city grows, it is important that land is acquired for park and recreation purposes to serve our growing population. Land acquisition is also essential to expanding the bike trail system. This project also includes \$500k per year in 2022-2024 to purchase flooded homes in the neighborhood adjacent to Tomar Park.

FUNDING SOURCES	2022	2023	2024	2025	2026	TOTAL
Sales Tax	800,000	700,000	800,000	350,000	200,000	2,850,000
						0
TOTAL	800,000	700,000	800,000	350,000	200,000	2,850,000

OPERATIONAL BUDGET IMPACT

\$790 per acre

SIoux FALLS CAPITAL IMPROVEMENT PROGRAM 2022-2026

PROJECT TITLE:

CYCLIC PARK INFRASTRUCTURE IMPROVEMENTS

PROJECT NO:

14081

DEPARTMENT:

Parks and Recreation

DEPARTMENT PROJECT PRIORITY:

7

TOTAL PROJECT COST:

\$ 5,205,000

DESCRIPTION:

Cyclic maintenance program to repair, replace, and/or improve the main infrastructure in the park system including roads, parking lots, play courts, internal trails and lighting systems. Park Roads & Lots(22-24); Lighting Improvements (22); Play Courts (24-25); Internal Trails (23-26).

JUSTIFICATION:

This project provides for the orderly repair or replacement of aging infrastructure in the park system. The infrastructure is inspected regularly and work areas are prioritized based on condition and use. It also allows for the addition, expansion, and other associated improvements needed for these assets to benefit the users of the park system.

PARKS & RECREATION

FUNDING SOURCES	2022	2023	2024	2025	2026	TOTAL
Sales Tax	1,144,000	979,000	1,717,000	971,000	394,000	5,205,000
						0
TOTAL	1,144,000	979,000	1,717,000	971,000	394,000	5,205,000

OPERATIONAL BUDGET IMPACT

No Impact

SIoux FALLS CAPITAL IMPROVEMENT PROGRAM 2022–2026

PROJECT TITLE:

PLAY STRUCTURE IMPROVEMENTS

PROJECT NO:

14022

DEPARTMENT:

Parks and Recreation

DEPARTMENT PROJECT PRIORITY:

8

TOTAL PROJECT COST:

\$ 2,349,000

DESCRIPTION:

Systematic replacement of play structures, as well as the addition of new play structures, expanded features and associated improvements.

JUSTIFICATION:

All play structures in the park system are tracked for their life expectancy and are scheduled for replacement after approximately 20-25 years. This project systematically replaces the structures when they are worn out and functionally obsolete and provides additional structures in areas where demand dictates. The other financing funding will come via the Lyon Fund.

FUNDING SOURCES	2022	2023	2024	2025	2026	TOTAL
Sales Tax	491,000		461,000	627,000	660,000	2,239,000
Other Financing			110,000			110,000
TOTAL	491,000	0	571,000	627,000	660,000	2,349,000

OPERATIONAL BUDGET IMPACT

No Impact

SIoux FALLS CAPITAL IMPROVEMENT PROGRAM 2022-2026

PROJECT TITLE:

AQUATIC FACILITIES IMPROVEMENTS

PROJECT NO:

DEPARTMENT:

DEPARTMENT PROJECT PRIORITY:

14009

Parks and Recreation

9

TOTAL PROJECT COST:

\$ 2,430,000

DESCRIPTION:

Development, renovation and replacement of the City's aquatic facilities. McKennan Park Pool replacement and associated park improvements, design (23); Frank Olson Park Pool replacement and associated park improvements, design (23); Kuehn Park Pool replacement and associated park improvements, design (23-24). Reconstruction and renovation of existing pools proposed in years 2024 to 2027 and financed with a quality of life bond to be issued in 2023, beginning repayment in 2024.

JUSTIFICATION:

Outdoor swimming pools and aquatic programs were among the highest priorities identified by the public in the statistically valid community needs assessment survey conducted as part of the 2020-2024 Parks & Recreation Comprehensive Plan. As a result of these findings, implementing a strategy to refresh and replace aging aquatic facilities were high priority goals outlined in plan. McKennan Park pool was originally constructed in 1971, Frank Olson Park pool was originally constructed in 1972, and the Kuehn Park pool was originally constructed in 1981. These pools are at or near the end of their useful life and serve as key recreational elements. Conducting master plans for the parks and going through schematic design for the pool replacements and associated park improvements will allow the department to work with the surrounding neighborhoods and community to determine the scope and features of the new aquatic facilities and renovated parks.

FUNDING SOURCES	2022	2023	2024	2025	2026	TOTAL
Sales Tax		1,930,000	500,000			2,430,000
						0
TOTAL	0	1,930,000	500,000	0	0	2,430,000

OPERATIONAL BUDGET IMPACT

No Impact

PROJECT TITLE:

PARK STORAGE FACILITIES

PROJECT NO:

DEPARTMENT:

DEPARTMENT PROJECT PRIORITY:

14071

Parks and Recreation

10

TOTAL PROJECT COST:

\$ 2,653,600

DESCRIPTION:

Park Maintenance Headquarters Addition, design (23), construct (24); Family Park Remote Shop Building, design (25), construct (26).

JUSTIFICATION:

The Parks & Recreation Storage/Space Needs study was completed in 2016 and identified the short and long-term needs for the department. The Park Maintenance Headquarters cold storage addition is needed to replace storage lost with the re-purposing of the old Park Office at Heritage Park, the Horse Barn at Falls Park, and the Sioux Falls Ice & Recreation Center. Approximately 80 pieces of additional equipment have been acquired since 2010 when cold storage was last added, including significant investments in a log loader truck, grapple saw truck, aerial bucket truck, and pull behind stumper and chipper. This requires more equipment being stored outside, accelerating the aging process of the equipment. The department is currently leasing indoor storage space for the equipment in the interim. The Family Park shop building will be a report-to-work location for the crew that maintains Family Park, Hayward Park, Legacy Park and Dunham Park. They currently work out of the Dunham Park restroom pipe chase. This location is in close proximity to the crews area of responsibility making for more efficient operations for staff and would be the first stand-alone shop location for the department west of I-29.

PARKS & RECREATION

FUNDING SOURCES	2022	2023	2024	2025	2026	TOTAL
Sales Tax		285,600	1,904,000	64,000	400,000	2,653,600
						0
TOTAL	0	285,600	1,904,000	64,000	400,000	2,653,600

OPERATIONAL BUDGET IMPACT

\$10,000 per year

SIoux FALLS CAPITAL IMPROVEMENT PROGRAM 2022–2026

PROJECT TITLE:

ADA TRANSITION PLAN IMPROVEMENTS

PROJECT NO:

14068

DEPARTMENT:

Parks and Recreation

DEPARTMENT PROJECT PRIORITY:

11

TOTAL PROJECT COST:

\$ 315,000

DESCRIPTION:

ADA Transition Plan Improvements at various sites; construct (22).

JUSTIFICATION:

The department recently performed an audit of all the parks in the system with the City ADA coordinator to identify ADA barriers. This project will correct the barriers identified in the transition plan and bring the park system up-to-date with the most recent standards excluding future facility replacements identified in the updated Parks ADA transition plan such as pools, restrooms, etc.

FUNDING SOURCES	2022	2023	2024	2025	2026	TOTAL
Sales Tax	315,000					315,000
						0
TOTAL	315,000	0	0	0	0	315,000

OPERATIONAL BUDGET IMPACT

No Impact

SIoux FALLS CAPITAL IMPROVEMENT PROGRAM 2022–2026

PROJECT TITLE:

ELMWOOD GOLF COURSE CLUBHOUSE

PROJECT NO:

14072

DEPARTMENT:

Parks and Recreation

DEPARTMENT PROJECT PRIORITY:

12

TOTAL PROJECT COST:

\$ 400,000

DESCRIPTION:

Elmwood Golf Course Clubhouse Replacement, design (23). Construction of the clubhouse will be financed with the Quality of Life Bond issued in 2023.

JUSTIFICATION:

The current Elmwood Golf Course clubhouse is over 55 years old, is deteriorating and lacks the proper space and modern facilities to provide a great experience for patrons and maximize revenues from the recently renovated 32-hole golf course. It is also the only clubhouse in the region that has not been renovated, leaving the City at a competitive disadvantage. A fire in 2019 destroyed the cart storage building leaving the current fleet of carts unprotected. The new clubhouse would transform Elmwood into a full-service model, featuring modernized lounge & dining amenities, full-service kitchen and enlarged banquet spaces, allowing for additional programming and event capture. Capacity will increase and generate both golf and non-golf prospects for year-round revenue streams.

PARKS & RECREATION

FUNDING SOURCES	2022	2023	2024	2025	2026	TOTAL
Sales Tax		400,000				400,000
						0
TOTAL	0	400,000	0	0	0	400,000

OPERATIONAL BUDGET IMPACT

No Impact

This page intentionally left blank.



2022	\$ 4.0M
2023	\$ 3.1M
2024	\$ 1.3M
2025	\$ 3.4M
2026	\$ 5.4M

\$17.2M

SALES/USE TAX FUND 253

FIRE

Capital Program		2022	2023	2024	2025	2026
	2nd Penny Sales Tax	1,390,000	3,124,500	1,293,500	3,431,500	5,431,500
	Other Financing - ARPA	2,500,000	-	-	-	-
	Grant	97,000	-	-	-	-
	Total Capital Sources	\$ 3,987,000	\$ 3,124,500	\$ 1,293,500	\$ 3,431,500	\$ 5,431,500
Pg.	Capital Improvement Projects					
56	Public Safety Training Center	2,500,000	-	-	-	-
57	Land Acquisition	-	-	-	-	300,000
58	Fire Station #13	-	-	-	300,000	3,000,000
59	Digital Signage	97,000	-	-	-	-
60	Fire Headquarters Remodel	-	-	100,000	500,000	-
	Total Capital Improvement Projects	\$ 2,597,000	\$ -	\$ 100,000	\$ 800,000	\$ 3,300,000
	Capital Equipment (R=Replace, N=New)					
	R Alerting Consoles	21,000	-	-	-	-
	R Alerting System, Fire Stations	-	475,000	-	-	-
	N Battalion Vehicle	-	70,000	-	-	-
	R Boat, Rescue (2)	-	-	-	70,000	37,000
	R Camera, Search	-	32,000	-	-	-
	R Compressor, Hi Pressure	-	-	60,000	-	-
	R CPR Devices (13)	-	-	232,500	-	-
	R Defibrillator/Monitor (9)	328,500 (9)	-	-	-	-
	N EVT Shop Lights	-	-	-	70,000	-
	R Fire Truck (6)	-	1,095,000	535,000	536,000	1,072,000
	R Fire Truck, EVT	-	70,000	-	-	-
	R Fire Truck, Ladder	-	1,050,000	-	1,050,000	-
	R Fitness Equipment	19,500	19,500	19,500	19,500	19,500
	R Hazmat Detection System	-	-	42,000	163,000	-
	N Outdoor Warning Sirens (10)	52,000 (2)	52,000	-	104,000	52,000
	N Patient Care Simulators	-	-	-	-	175,000
	R Radios, Apparatus & Stations	36,000	36,000	36,000	36,000	36,000
	R Radios, Network	600,000	-	-	-	-
	R SCBA Equipment	-	-	-	500,000	500,000
	R SCBA Cylinder w/ Stage Compressor	-	60,000	-	-	-
	R SCBA Flowtesting System	-	15,000	-	-	-
	N SCBA Test Machine	-	-	18,500	-	-

FIRE (CONT.)

Capital Program	2022	2023	2024	2025	2026
<i>R Sedan (2)</i>	43,000 (1)	-	-	30,000	-
<i>R SUV (3)</i>	-	-	-	-	120,000
<i>R Trailer, Enclosed</i>	-	30,000	-	-	-
<i>R Trailer, USAR</i>	-	60,000	-	-	-
<i>R Truck</i>	-	-	-	-	70,000
<i>R USAR Vehicle</i>	-	-	250,000	-	-
<i>N USAR Dive Equipment</i>	70,000	60,000	-	-	50,000
<i>R Utility Vehicle</i>	-	-	-	18,000	-
<i>R Van, TV</i>	-	-	-	35,000	-
<i>R Wildland FF Package</i>	220,000	-	-	-	-
Total Capital Equipment Program	\$ 1,390,000	\$ 3,124,500	\$ 1,193,500	\$ 2,631,500	\$ 2,131,500
Total Capital Program	\$ 3,987,000	\$ 3,124,500	\$ 1,293,500	\$ 3,431,500	\$ 5,431,500

SIoux FALLS CAPITAL IMPROVEMENT PROGRAM 2022–2026

PROJECT TITLE:

PUBLIC SAFETY TRAINING CENTER

PROJECT NO:

09017

DEPARTMENT:

Fire

DEPARTMENT PROJECT PRIORITY:

1

TOTAL PROJECT COST:

\$ 2,500,000

DESCRIPTION:

Public Safety Training Center, construct and equipment (22). Funding is in addition to the proceeds of the Public Safety Training Center Bond.

JUSTIFICATION:

To facilitate effective public safety training programs that meet the needs and risks of the community for both Fire and Police, a suitable location and properly equipped public safety training grounds is necessary to continue training public safety members to the levels suitable to attain skills and abilities matched with community risks and professionally recognized standards. Funded by American Rescue Plan Act funds.

FUNDING SOURCES	2022	2023	2024	2025	2026	TOTAL
Sales Tax/ARPA	2,500,000					2,500,000
						0
TOTAL	2,500,000	0	0	0	0	2,500,000

OPERATIONAL BUDGET IMPACT

FIRE

SIoux FALLS CAPITAL IMPROVEMENT PROGRAM 2022-2026

PROJECT TITLE:

LAND ACQUISITION

PROJECT NO:

09008

DEPARTMENT:

Fire

DEPARTMENT PROJECT PRIORITY:

2

TOTAL PROJECT COST:

\$ 300,000

DESCRIPTION:

Land purchase for future planned station based off growth, response and risk factors.

JUSTIFICATION:

Prudent land purchasing to ensure the appropriate area is identified and land is acquired to meet future infrastructure needs for emergency services in growing areas at a fair market value ahead of limited availability.

FIRE

FUNDING SOURCES	2022	2023	2024	2025	2026	TOTAL
Sales Tax					300,000	300,000
						0
TOTAL	0	0	0	0	300,000	300,000

OPERATIONAL BUDGET IMPACT

SIoux FALLS CAPITAL IMPROVEMENT PROGRAM 2022–2026

PROJECT TITLE:

FIRE STATION #13

PROJECT NO:

09016

DEPARTMENT:

Fire

DEPARTMENT PROJECT PRIORITY:

3

TOTAL PROJECT COST:

\$ 3,300,000

DESCRIPTION:

Construction of Fire Station #13; design (25), construct (26).

JUSTIFICATION:

This project is related to the infrastructure needs for the existing and planned development in the city. The fire station is necessary to maintain adequate emergency response times and service levels to newly developed growth areas and current areas in the city.

FUNDING SOURCES	2022	2023	2024	2025	2026	TOTAL
Sales Tax				300,000	3,000,000	3,300,000
						0
TOTAL	0	0	0	300,000	3,000,000	3,300,000

OPERATIONAL BUDGET IMPACT

Operating impact for a new location includes adding 15 FTE's with a total annual operating cost of approximately \$1.3 million. Currently the impact would be in 2027 with this plan.

FIRE

SIoux FALLS CAPITAL IMPROVEMENT PROGRAM 2022-2026

PROJECT TITLE:

DIGITAL SIGNAGE

PROJECT NO:

09018

DEPARTMENT:

Fire

DEPARTMENT PROJECT PRIORITY:

4

TOTAL PROJECT COST:

\$ 97,000

DESCRIPTION:

Replace current signage at Fire Station #3, install signage at Fire Station #5 and #6 (22).

JUSTIFICATION:

The ability to inform and keep residents and visitors educated and safe are greatly enhanced with these signs. These three locations combine to see a traffic count of approximately 90,000 daily. The access by other departments of these locations as well to provide necessary education, information and emergency notices will also add value to these high volume areas. The other financing will be a grant.

FUNDING SOURCES	2022	2023	2024	2025	2026	TOTAL
Other Financing/Grant	97,000					97,000
						0
TOTAL	97,000	0	0	0	0	97,000

OPERATIONAL BUDGET IMPACT

FIRE

PROJECT TITLE:

FIRE HEADQUARTERS REMODEL

PROJECT NO:

09019

DEPARTMENT:

Fire

DEPARTMENT PROJECT PRIORITY:

5

TOTAL PROJECT COST:

\$ 600,000

DESCRIPTION:

Remodel current Fire Headquarters to improve HVAC, layout for customers and employees and improve efficient use of space; design (24), construct (25).

JUSTIFICATION:

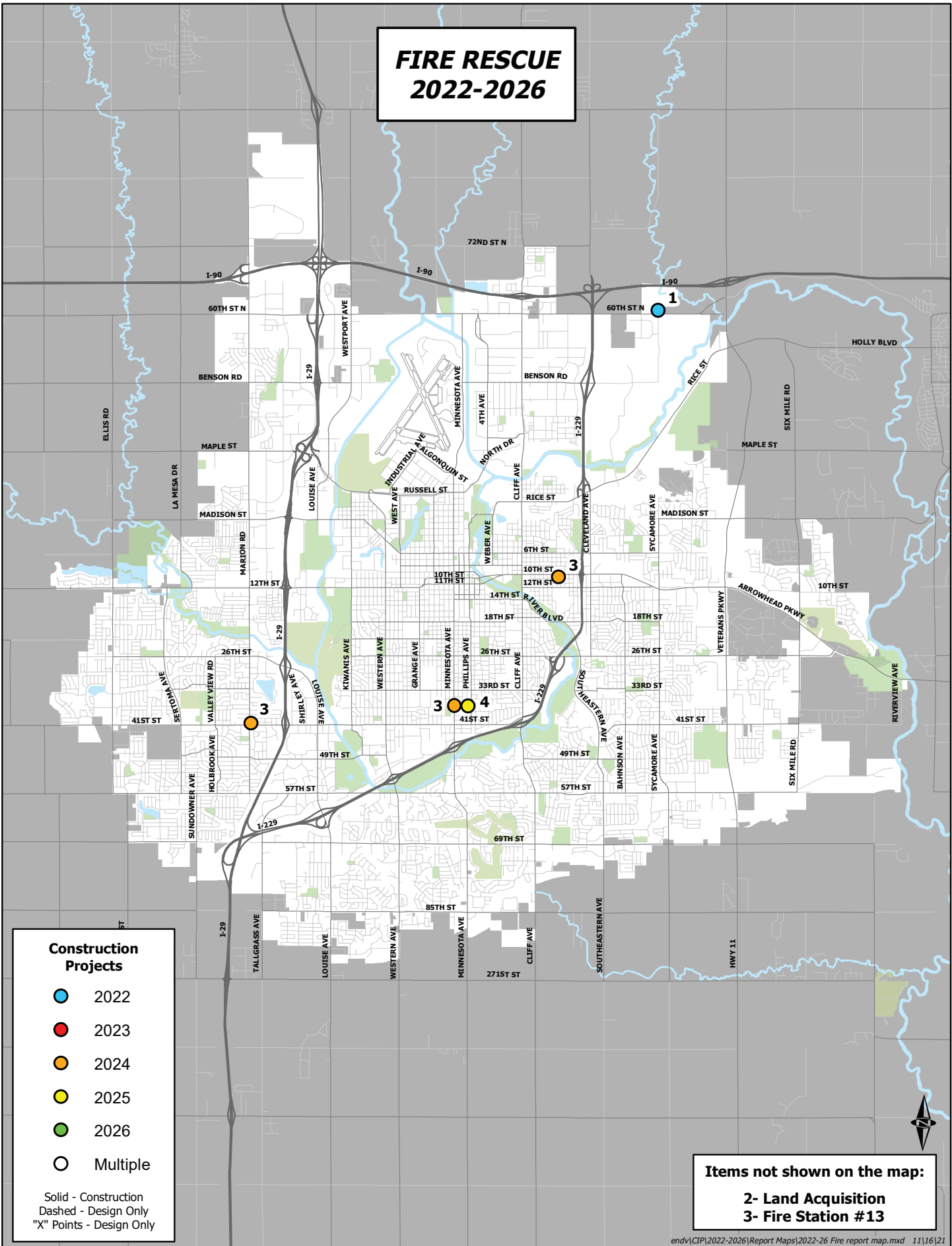
Current interior, design, layout and HVAC are becoming dated and increasing in maintenance. Remodeling to meet the space needs of the administration, community risk reduction and other supporting areas of the department is warranted and this remodel will align with similar open concepts that are seen in other city department and facilities.

FUNDING SOURCES	2022	2023	2024	2025	2026	TOTAL
Sales Tax			100,000	500,000		600,000
						0
TOTAL	0	0	100,000	500,000	0	600,000

OPERATIONAL BUDGET IMPACT

FIRE

FIRE RESCUE 2022-2026



Construction Projects

- 2022
- 2023
- 2024
- 2025
- 2026
- Multiple

Solid - Construction
 Dashed - Design Only
 "X" Points - Design Only

Items not shown on the map:
 2- Land Acquisition
 3- Fire Station #13

end\CIP\2022-2026\Report Maps\2022-26 Fire report map.mxd 11/16/21



SALES/USE TAX FUND 253

POLICE

Capital Program		2022	2023	2024	2025	2026
Sources						
	<i>2nd Penny Sales Tax</i>	1,535,000	1,994,000	1,010,000	2,864,000	3,218,000
Total Capital Sources		\$ 1,535,000	\$ 1,994,000	\$ 1,010,000	\$ 2,864,000	\$ 3,218,000
Pg. Capital Improvement Projects						
63	<i>Eastside Report to Work Station</i>	-	-	-	100,000	2,000,000
64	<i>Westside Report to Work Station</i>	-	-	-	1,500,000	-
Total Capital Improvement Projects		\$ -	\$ -	\$ -	\$ 1,600,000	\$ 2,000,000
Capital Equipment (R=Replace, N=New)						
	<i>R Camera, In Car</i>	-	655,000	-	-	-
	<i>R Digital Storage</i>	200,000	-	-	-	-
	<i>R Forklift</i>	27,000	-	-	-	-
	<i>N Freezer</i>	25,000	-	-	-	-
	<i>R K-9 Dog (3)</i>	15,000 (1)	15,000	15,000	-	-
	<i>R Motorcycle (6)</i>	36,000 (2)	36,000	36,000	-	-
	<i>R Patrol Crossover, K9 (4)</i>	-	116,000	-	122,000	-
	<i>R Patrol Crossover (68)</i>	810,000 (15)	896,000	920,000	1,062,000	1,098,000
	<i>R Radios, (Mobile, Car)</i>	200,000	200,000	-	-	-
	<i>R Sedan (11)</i>	162,000 (3)	76,000	39,000	80,000	120,000
	<i>R Truck, AC (2)</i>	60,000 (2)	-	-	-	-
Total Capital Equipment Program		\$ 1,535,000	\$ 1,994,000	\$ 1,010,000	\$ 1,264,000	\$ 1,218,000
Total Capital Program		\$ 1,535,000	\$ 1,994,000	\$ 1,010,000	\$ 2,864,000	\$ 3,218,000

SIoux FALLS CAPITAL IMPROVEMENT PROGRAM 2022–2026

PROJECT TITLE:

EASTSIDE REPORT TO WORK STATION

PROJECT NO:

10007

DEPARTMENT:

Police

DEPARTMENT PROJECT PRIORITY:

1

TOTAL PROJECT COST:

\$ 2,100,000

DESCRIPTION:

Construct a 4,000-8,000 square foot southeast report to work location for the Sioux Falls Police Department. (Square footage is based on indoor vs outdoor parking). Land has already been purchased by the city on East 41st St. where Fire Station #12 is located; design (25), construct (26).

JUSTIFICATION:

The current Law Enforcement Center is staffed by 316 sworn and civilian staff members. The building is at capacity for staff. Parking space for police vehicles and personal vehicles are also at capacity. The southeast location will move officers, patrol and personal vehicles to a new location freeing up much needed space at the Law Enforcement Center. The report to work location will allow officers to work out of their quadrant area without having to travel to the Law Enforcement Center (LEC). The southeast location will also provide a controlled area for officers to meet with victims and interview suspects.

POLICE

FUNDING SOURCES	2022	2023	2024	2025	2026	TOTAL
Sales Tax				100,000	2,000,000	2,100,000
						0
TOTAL	0	0	0	100,000	2,000,000	2,100,000

OPERATIONAL BUDGET IMPACT

Operational budget will be impacted by additional building service needs, cleaning, building repair/upkeep etc.

PROJECT TITLE:

WESTSIDE REPORT TO WORK STATION

PROJECT NO:

DEPARTMENT:

DEPARTMENT PROJECT PRIORITY:

10008

Police

2

TOTAL PROJECT COST:

\$ 1,500,000

DESCRIPTION:

Westside Report to Work Station located at 4000 W 57th St. The city signed a 5-year lease for this property and this funding is for the purchase option at the end of the 5 year lease.

JUSTIFICATION:

The current Law Enforcement Center is staffed by 316 sworn and civilian staff members. The building is at capacity for staff. Parking space for police and personal vehicles are also at capacity. The property at 4000 W 57th St. is the ideal geographical location for the departments’ southwest report to work site. Approximately 20 officers, 12 patrol cars and associated support equipment will be based out of this location. The southwest location will also provide a controlled area for officers to meet with victims and interview suspects.

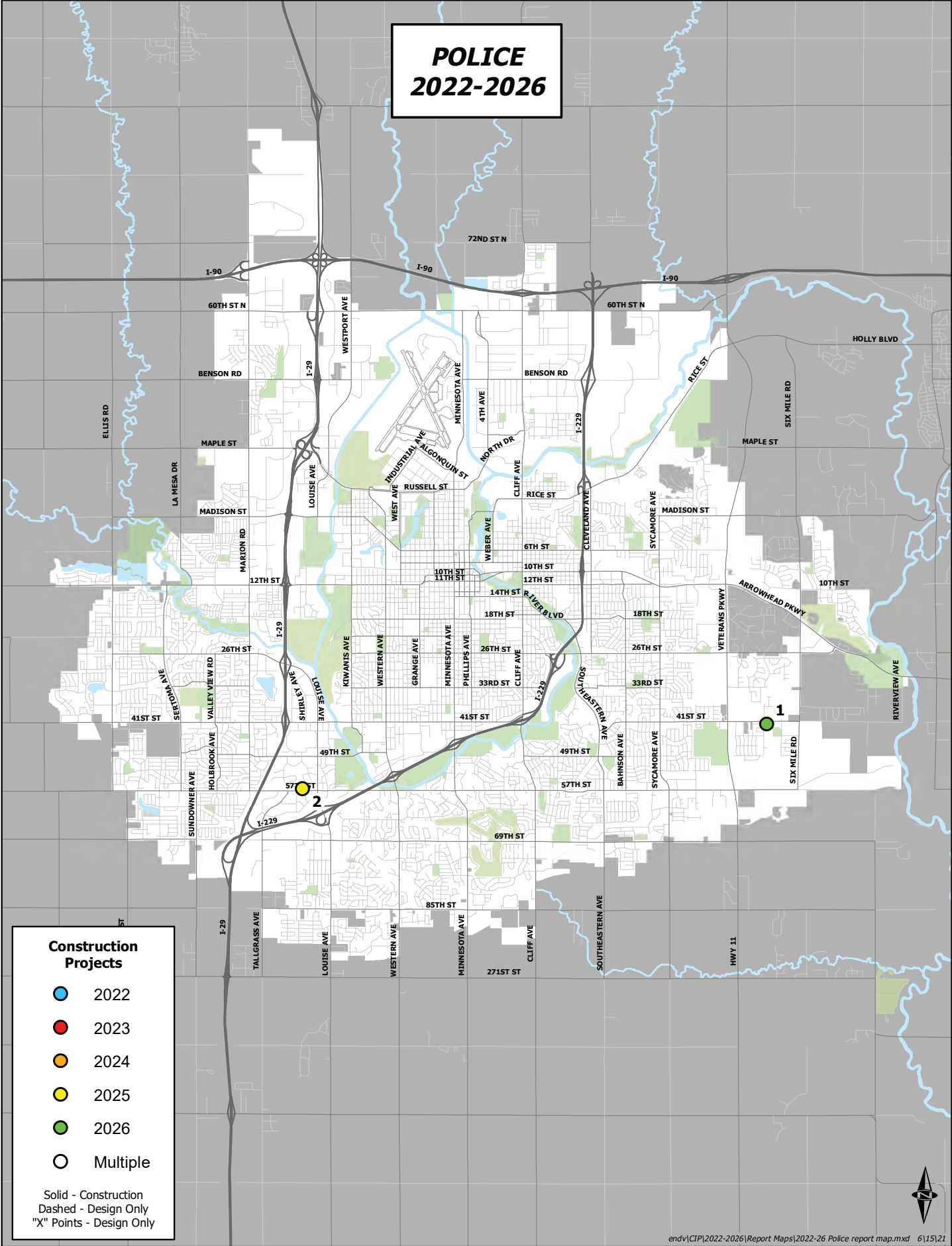
FUNDING SOURCES	2022	2023	2024	2025	2026	TOTAL
Sales Tax				1,500,000		1,500,000
						0
TOTAL	0	0	0	1,500,000	0	1,500,000

OPERATIONAL BUDGET IMPACT

Operational budget will be impacted by additional building service needs, cleaning, basic building repair etc.

POLICE

POLICE 2022-2026



Construction Projects

- 2022
- 2023
- 2024
- 2025
- 2026
- Multiple

Solid - Construction
Dashed - Design Only
"X" Points - Design Only





2022	\$ 0.04M
2023	\$ 0.4M
2024	\$ 0.2M
2025	\$ 0.2M
2026	\$ 0.00

\$0.8M

SALES/USE TAX FUND 253

COMMUNICATIONS

Capital Program	2022	2023	2024	2025	2026
Sources					
<i>2nd Penny Sales Tax</i>	37,500	382,500	160,000	195,000	-
Total Capital Sources	\$ 37,500	\$ 382,500	\$ 160,000	\$ 195,000	\$ -
Capital Equipment (R=Replace, N=New)					
<i>N Carnegie Presentation/Broadcast System</i>	-	355,000	-	-	-
<i>R City Link Studio Upgrade</i>	-	-	160,000	35,000	-
<i>R Drone (2)</i>	7,500	7,500	-	-	-
<i>R Editing System</i>	-	20,000	-	70,000	-
<i>R Production Equipment</i>	30,000	-	-	-	-
<i>R Rebroadcast System</i>	-	-	-	90,000	-
Total Capital Equipment Program	\$ 37,500	\$ 382,500	\$ 160,000	\$ 195,000	\$ -
Total Capital Program	\$ 37,500	\$ 382,500	\$ 160,000	\$ 195,000	\$ -

This page intentionally left blank.



2022	\$ 0.05M
2023	\$ 0.1M
2024	\$ 0.2M
2025	\$ 0.1M
2026	\$ 0.1M

\$0.6M

SALES/USE TAX FUND 253

PUBLIC HEALTH

Capital Program Sources	2022	2023	2024	2025	2026
<i>2nd Penny Sales Tax</i>	49,000	124,750	147,285	132,000	148,000
Total Capital Sources	\$ 49,000	\$ 124,750	\$ 147,285	\$ 132,000	\$ 148,000
Capital Equipment (R=Replace, N=New)					
<i>R Analyzer, Chemistry</i>	-	-	13,500	-	-
<i>R Analyzer, Hematology</i>	-	11,000	-	-	-
<i>R Compressor/Vacuum System</i>	25,000	-	-	-	-
<i>R Dental Chair (5)</i>	-	-	15,000	80,000	-
<i>R Dental Tool Assistant</i>	-	-	21,000	-	-
<i>R Laser, Dental</i>	-	-	7,785	-	-
<i>R Lift Chair, ADA</i>	-	-	-	-	13,000
<i>R Pickup, Vector (2)</i>	-	-	60,000	-	-
<i>R Sedan</i>	24,000	-	-	-	-
<i>R Sprayer, ULV (9)</i>	-	-	-	-	135,000
<i>R SUV</i>	-	31,500	-	-	-
<i>R Vacuum System - Dental</i>	-	8,250	-	-	-
<i>R X-Ray System</i>	-	-	30,000	-	-
<i>R X-Ray System, Digital Pano</i>	-	-	-	52,000	-
<i>R X-Ray, Dental Portable</i>	-	17,000	-	-	-
<i>R X-Ray Machine/Tube</i>	-	57,000	-	-	-
Total Capital Equipment Program	\$ 49,000	\$ 124,750	\$ 147,285	\$ 132,000	\$ 148,000
Total Capital Program	\$ 49,000	\$ 124,750	\$ 147,285	\$ 132,000	\$ 148,000

This page intentionally left blank.



SALES/USE TAX FUND 253

SIouxLAND LIBRARIES

Capital Program	2022	2023	2024	2025	2026
Sources					
2nd Penny Sales Tax	1,713,600	919,400	953,500	790,000	910,000
Minnehaha County	50,000	55,000	55,000	55,000	55,000
Total Capital Sources	\$ 1,763,600	\$ 974,400	\$ 1,008,500	\$ 845,000	\$ 965,000
Capital Equipment (R=Replace, N=New)					
N Library Print & AV Materials	785,000	805,000	825,000	845,000	865,000
N Automated Material Handlers (5)	755,000	-	-	-	-
R AV System	36,000	36,000	-	-	-
R Document Station	9,100	-	-	-	-
R Scanner, Microfilm (2)	-	16,400	-	-	-
R Security Gates (5)	-	-	72,000	-	-
R Security System	-	-	21,500	-	-
R Self Check Outs (17)	178,500	-	-	-	-
R Shelving	-	100,000	-	-	100,000
R Signs (2)	-	-	40,000	-	-
R Smart Board Training Room	-	17,000	-	-	-
R Van, Courier	-	-	50,000	-	-
Total Capital Equipment Program	\$ 1,763,600	\$ 974,400	\$ 1,008,500	\$ 845,000	\$ 965,000
Total Capital Program	\$ 1,763,600	\$ 974,400	\$ 1,008,500	\$ 845,000	\$ 965,000

This page intentionally left blank.



SALES/USE TAX FUND 253

PLANNING AND DEVELOPMENT SERVICES

Capital Program Sources	2022	2023	2024	2025	2026
<i>2nd Penny Sales Tax</i>	<i>30,000</i>	<i>30,000</i>	<i>30,000</i>	<i>30,000</i>	<i>30,000</i>
Total Capital Sources	\$ 30,000	\$ 30,000	\$ 30,000	\$ 30,000	\$ 30,000
Pg. 73 Capital Improvement Projects					
<i>Sculpture Walk</i>	<i>30,000</i>	<i>30,000</i>	<i>30,000</i>	<i>30,000</i>	<i>30,000</i>
Total Capital Improvement Projects	\$ 30,000	\$ 30,000	\$ 30,000	\$ 30,000	\$ 30,000
Total Capital Program	\$ 30,000	\$ 30,000	\$ 30,000	\$ 30,000	\$ 30,000

SIoux FALLS CAPITAL IMPROVEMENT PROGRAM 2022-2026

PROJECT TITLE:

SCULPTURE WALK

PROJECT NO:

DEPARTMENT:

DEPARTMENT PROJECT PRIORITY:

16001

Planning & Development Services

1

TOTAL PROJECT COST:

\$ 150,000

DESCRIPTION:

Purchase People's Choice award sculpture.

JUSTIFICATION:

This project will beautify the community, improve the city's economy and promote tourism.

FUNDING SOURCES	2022	2023	2024	2025	2026	TOTAL
Sales Tax	30,000	30,000	30,000	30,000	30,000	150,000
						0
TOTAL	30,000	30,000	30,000	30,000	30,000	150,000

OPERATIONAL BUDGET IMPACT

PLANNING & DEVELOPMENT SERVICES



2022	\$ 2.0M
2023	\$ 4.6M
2024	\$ 1.8M
2025	\$ 5.0M
2026	\$ 1.1M

\$14.5M

ENTERTAINMENT TAX FUND 250
ENTERTAINMENT VENUES

Capital Program	2022	2023	2024	2025	2026
Sources					
<i>Entertainment Tax</i>	2,018,500	4,599,500	1,783,000	4,995,000	1,060,000
Total Capital Sources	\$ 2,018,500	\$ 4,599,500	\$ 1,783,000	\$ 4,995,000	\$ 1,060,000
Pg. Capital Improvement Projects					
76 <i>Convention Center Building Improvements</i>	525,000	250,000	-	-	-
77 <i>Event Center Building Improvements</i>	250,000	400,000	500,000	150,000	300,000
78 <i>SF Stadium Improvements</i>	50,000	-	-	-	-
79 <i>Washington Pavilion Bldg Improvements</i>	300,000	500,000	200,000	200,000	100,000
80 <i>Orpheum Building Improvements</i>	300,000	400,000	150,000	-	-
Total Capital Improvement Projects	\$ 1,425,000	\$ 1,550,000	\$ 850,000	\$ 350,000	\$ 400,000
Capital Equipment (R=Replace, N=New)					
Arena	18,000	47,500	-	-	-
<i>R Floor Scrubber</i>	18,000	-	-	-	-
<i>R Truck, 1Ton</i>	-	47,500	-	-	-
Convention Center	230,500	429,000	73,000	-	50,000
<i>R Banquet Tables</i>	190,000	-	-	-	-
<i>R Buffet Tables</i>	-	-	-	-	50,000
<i>R Chairs, Banquet</i>	-	275,000	-	-	-
<i>R Convection Ovens(2)</i>	30,000	-	-	-	-
<i>R Floor Scrubber</i>	-	18,000	-	-	-
<i>R Gas Griddle</i>	10,500	-	-	-	-
<i>R Ice Machine</i>	-	16,000	-	-	-
<i>R Mixer</i>	-	-	13,000	-	-
<i>R Portable Dance Floor</i>	-	60,000	-	-	-
<i>R Refrigerator/Freezer</i>	-	20,000	-	-	-
<i>R Rolling Stages</i>	-	-	60,000	-	-
<i>R Tilting Skillet</i>	-	20,000	-	-	-
<i>N Vertical Lift</i>	-	20,000	-	-	-
Event Center	330,000	1,150,000	360,000	4,525,000	205,000
<i>R Chairs</i>	300,000	-	-	-	-
<i>R Concession Conversion</i>	30,000	-	-	-	-
<i>N Concession Equipment</i>	-	-	150,000	-	-
<i>N Fire Suppression System</i>	-	-	-	-	100,000
<i>R Loader</i>	-	-	-	-	50,000
<i>N Marquee Refurbishment</i>	-	500,000	-	-	-
<i>R Mower</i>	-	-	10,000	-	-
<i>R Phone System</i>	-	-	-	250,000	-

ENTERTAINMENT VENUES (CONT.)

Capital Program	2022	2023	2024	2025	2026
<i>N Security System</i>	-	-	-	200,000	-
<i>R Servers, Switches, Network Equipment</i>	-	-	200,000	-	-
<i>R Skirting</i>	-	-	-	75,000	-
<i>R Video Board Refurbishment</i>	-	500,000	-	-	-
<i>R Washer/Dryer</i>	-	-	-	-	25,000
<i>R Wheelchair Lift</i>	-	-	-	-	30,000
<i>R Video Boards, Centerhung and Ribbon</i>	-	-	-	4,000,000	-
<i>R Zamboni</i>	-	150,000	-	-	-
SF Stadium	-	9,000	-	-	-
<i>R Washing Machine</i>	-	9,000	-	-	-
Washington Pavilion	15,000	1,414,000	500,000	120,000	405,000
<i>R Chairs, Banquet</i>	-	60,000	-	-	-
<i>R Communication Equipment</i>	-	-	-	20,000	200,000
<i>R Floor Scrubber</i>	15,000	-	-	-	-
<i>R HVAC System - Art Storage</i>	-	-	-	-	205,000
<i>N KSDC Exhibits</i>	-	500,000	500,000	-	-
<i>R Laminator/Printer</i>	-	14,000	-	-	-
<i>R Network Equipment</i>	-	-	-	100,000	-
<i>R Sound System - Belbas</i>	-	140,000	-	-	-
<i>R Sound System - Great Hall</i>	-	700,000	-	-	-
Total Capital Equipment Program	\$ 593,500	\$ 3,049,500	\$ 933,000	\$ 4,645,000	\$ 660,000
Total Capital Program	\$ 2,018,500	\$ 4,599,500	\$ 1,783,000	\$ 4,995,000	\$ 1,060,000

SIoux FALLS CAPITAL IMPROVEMENT PROGRAM 2022–2026

PROJECT TITLE:

CONVENTION CENTER BUILDING IMPROVEMENTS

PROJECT NO:

DEPARTMENT:

DEPARTMENT PROJECT PRIORITY:

13005

Events Complex/Convention Center

1

TOTAL PROJECT COST:

\$ 775,000

DESCRIPTION:

HVAC-VAV Rehabilitation & Humidity Control Addition (22); Small Chiller Replacement (22, 23); Ballroom HVAC duct system modification (22); Generator replacement (22).

JUSTIFICATION:

The HVAC-VAV systems project will address temperature, humidity and air flow issues in the meeting rooms.

The current VAV (variable air volume) units are original to the facility and at end of life resulting in frequent performance and reliability issues. Updating these units will improve the facility user's comfort and reduce ongoing maintenance costs.

The small HVAC chiller is original to the facility and at the end of its useful life. An updated replacement unit will provide improved energy efficiency and reliability.

The existing HVAC system allows only limited independent temperature and air flow control to the two ballroom spaces when they are used separately. This project would improve this situation by adding duct work, valving and controls to provide fully independent control for each space improving the comfort of the facility users.

The facility's emergency generators existing underground diesel fuel source is being removed. This project is to provide a suitable replacement tank and delivery system to support the fuel needs of the generator and keep it in service.

ENTERTAINMENT

FUNDING SOURCES	2022	2023	2024	2025	2026	TOTAL
Entertainment Tax	525,000	250,000				775,000
						0
TOTAL	525,000	250,000	0	0	0	775,000

OPERATIONAL BUDGET IMPACT

SIoux FALLS CAPITAL IMPROVEMENT PROGRAM 2022-2026

PROJECT TITLE:

EVENT CENTER BUILDING IMPROVEMENTS

PROJECT NO:

13014

DEPARTMENT:

Events Complex/Event Center

DEPARTMENT PROJECT PRIORITY:

1

TOTAL PROJECT COST:

\$ 1,600,000

DESCRIPTION:

ADA Access Device Replacement (22), Building Automation System (BAS) Upgrade (22), Lighting Control System Upgrade (23), HVAC Improvements (23-26).

JUSTIFICATION:

ADA access equipment is at end of life and upgrading is needed to maintain functionality as well as reduce maintenance cost. Building Automation System (BAS) system is approaching end of life and in need of updating to continue to service the facility effectively, reduce maintenance costs and provide the best energy efficiency possible. Portions of the lighting control system are at end of life. Replacing with updated components will assure this critical system will continue to function properly and efficiently. HVAC improvement project will address issues with return and exhaust air movement in the bowl space during events as well as improve the temperature control in the building's entryway areas during weather extremes.

FUNDING SOURCES	2022	2023	2024	2025	2026	TOTAL
Entertainment Tax	250,000	400,000	500,000	150,000	300,000	1,600,000
						0
TOTAL	250,000	400,000	500,000	150,000	300,000	1,600,000

OPERATIONAL BUDGET IMPACT

SIOUX FALLS CAPITAL IMPROVEMENT PROGRAM 2022-2026

PROJECT TITLE:

SIOUX FALLS STADIUM IMPROVEMENTS

PROJECT NO:

DEPARTMENT:

DEPARTMENT PROJECT PRIORITY:

13013

Entertainment Venues/SF Stadium

1

TOTAL PROJECT COST:

\$ 50,000

DESCRIPTION:

Field Condition Assessment (22).

JUSTIFICATION:

Rain water is draining against the face of the stadium and not reaching the field drainage system, which is causing water to enter the dug outs and home team tunnel. Field Condition improvements are also necessary to ensure competitive and safe playing conditions.

FUNDING SOURCES	2022	2023	2024	2025	2026	TOTAL
Entertainment Tax	50,000					50,000
						0
TOTAL	50,000	0	0	0	0	50,000

OPERATIONAL BUDGET IMPACT

ENTERTAINMENT VENUES

SIoux FALLS CAPITAL IMPROVEMENT PROGRAM 2022-2026

PROJECT TITLE:

WASHINGTON PAVILION BUILDING IMPROVEMENTS

PROJECT NO:

13003

DEPARTMENT:

Entertainment Venues - Washington Pavilion

DEPARTMENT PROJECT PRIORITY:

1

TOTAL PROJECT COST:

\$ 1,300,000

DESCRIPTION:

Cafe Renovations (22), Building Needs Study (22), Lighting Upgrades (23-25), Acoustical Improvements (26), Hood System for Science Center (26).

JUSTIFICATION:

2015 independent building analysis report identified four main areas to maintain effective and efficient operations of the facility. The analysis primarily focused on building, mechanical, electrical and structural improvements and provides a road map for any building improvements and replacement of aging systems that are at the end of their useful life and replacing them with more efficient systems. The Leonardo's Cafe has not been renovated since the building opened in 1999 and is in need of updating so it can operate more efficiently and provide a better guest experience. Current incandescent and florescent lighting fixtures will be upgraded to more efficient LED light fixtures throughout the building and provide significant energy savings. The serving area will be updated to current standards. When the Everest gallery was built, acoustical tiles were not in the plan. Adding acoustical tiles will improve the experience for all guests.

FUNDING SOURCES	2022	2023	2024	2025	2026	TOTAL
Entertainment Tax	300,000	500,000	200,000	200,000	100,000	1,300,000
						0
TOTAL	300,000	500,000	200,000	200,000	100,000	1,300,000

OPERATIONAL BUDGET IMPACT

ENTERTAINMENT VENUES

SIoux FALLS CAPITAL IMPROVEMENT PROGRAM 2022–2026

PROJECT TITLE:

ORPHEUM BUILDING IMPROVEMENTS

PROJECT NO:

13002

DEPARTMENT:

Entertainment Venues - Orpheum

DEPARTMENT PROJECT PRIORITY:

1

TOTAL PROJECT COST:

\$ 850,000

DESCRIPTION:

Lobby/Front Entrance Restroom Restoration (22, 23), Cooling System replacement (22); Digital Marquee (24).

JUSTIFICATION:

The individual cooling systems for the spaces are approaching end of life and need to be replaced to assure trouble free service as well as reduced energy consumption and lower maintenance costs. The fire alarm is at end of life and needs to be upgraded to current technology to ensure the safety of the facility and its occupants. The original lobby entrance and restrooms are in need of renovation.

FUNDING SOURCES	2022	2023	2024	2025	2026	TOTAL
Entertainment Tax	300,000	400,000	150,000			850,000
						0
TOTAL	300,000	400,000	150,000	0	0	850,000

OPERATIONAL BUDGET IMPACT

ENTERTAINMENT VENUES

This page intentionally left blank.



2022	\$ 4.5M
2023	\$ 0.1M
2024	\$ 1.2M
2025	\$ 0.1M
2026	\$ 0.1M

\$6.0M

TRANSIT FUND 268

TRANSIT

Capital Program Sources	2022	2023	2024	2025	2026
<i>Transit Fund</i>	4,540,000	110,000	1,160,000	90,000	143,500
Total Capital Sources	\$ 4,540,000	\$ 110,000	\$ 1,160,000	\$ 90,000	\$ 143,500
Pg. 83 Capital Improvement Projects					
<i>Transit Office Remodel</i>	1,860,000	-	-	-	-
Total Capital Improvement Projects	\$ 1,860,000	\$ -	\$ -	\$ -	\$ -
Capital Equipment (R=Replace, N=New)					
<i>R Bus, Fixed Route (5)</i>	2,560,000	-	-	-	-
<i>R Bus, Paratransit (7)</i>	-	-	1,070,000	-	-
<i>R Forklift</i>	30,000	-	-	-	-
<i>R Lift</i>	60,000	-	-	-	-
<i>R Pickup</i>	-	-	-	-	53,500
<i>R Printer/Encoding Machine</i>	-	20,000	-	-	-
<i>R Shelters, Bus (27)</i>	30,000 (2)	90,000	90,000	90,000	90,000
Total Capital Equipment Program	\$ 2,680,000	\$ 110,000	\$ 1,160,000	\$ 90,000	\$ 143,500
Total Capital Program	\$ 4,540,000	\$ 110,000	\$ 1,160,000	\$ 90,000	\$ 143,500

SIoux FALLS CAPITAL IMPROVEMENT PROGRAM 2022–2026

PROJECT TITLE:

TRANSIT OFFICE REMODEL

PROJECT NO:

DEPARTMENT:

DEPARTMENT PROJECT PRIORITY:

29012

Transit

1

TOTAL PROJECT COST:

\$ 1,860,000

DESCRIPTION:

The Sioux Area Metro (SAM) offices and bus barn are located at the east edge of downtown Sioux Falls and provide all administrative, dispatch, supervisor, maintenance, and bus storage facilities for SAM transit operations. Total Cost of the project is \$3,900,000 with the remainder of the funding in the operations budget. It is anticipated that 80-100% of project cost will be funded through FTA funding.

JUSTIFICATION:

The SAM offices and bus barn were first constructed in 1982 with minor renovations in 1992 and 1999. The offices are in need of updates to improve the efficiency and safety for operations, improved meeting facilities, ADA updates, and a more flexible office design. The bus barn facility is in need of security updates for the parts room. The project would also create significant benefits for employee health and safety with updates to the breakroom and also provide a design that will improve customer service.

FUNDING SOURCES	2022	2023	2024	2025	2026	TOTAL
Transit Funds	1,860,000					1,860,000
						0
TOTAL	1,860,000	0	0	0	0	1,860,000

OPERATIONAL BUDGET IMPACT

TRANSIT



2022	\$ 8.8M
2023	\$ 10.0M
2024	\$ 8.5M
2025	\$ 11.4M
2026	\$ 10.5M

\$49.2M

STORM DRAINAGE FUND 272

STORM DRAINAGE

	2022	2023	2024	2025	2026
Capital Program Sources					
<i>Drainage Fees</i>	8,500,000	9,985,000	8,437,000	7,702,000	9,954,000
<i>State Loans</i>	325,000	25,000	50,000	3,650,000	575,000
Total Capital Sources	\$ 8,825,000	\$ 10,010,000	\$ 8,487,000	\$ 11,352,000	\$ 10,529,000
Pg. Capital Improvement Projects					
85 <i>Drainage Improvements in Developing Areas</i>	2,000,000	4,440,000	2,520,000	2,050,000	3,210,000
86 <i>Sump Pump Collection Systems</i>	475,000	500,000	500,000	500,000	500,000
87 <i>Unforeseen Drainage Improvements</i>	310,000	330,000	340,000	350,000	360,000
88 <i>Drainage Improvements In Existing Areas</i>	1,020,000	240,000	1,280,000	5,230,000	2,400,000
89 <i>Regional Storm Water Analysis/Improvements</i>	2,860,000	3,050,000	2,040,000	540,000	550,000
90 <i>Flood Control System Improvements</i>	260,000	270,000	280,000	292,000	294,000
91 <i>Covell Area Basin Drainage Improvements</i>	325,000	25,000	50,000	50,000	575,000
92 <i>Indian Mound Retaining Wall Rehabilitation</i>	170,000	-	-	-	-
93 <i>Land Acquisition for Drainage Projects</i>	460,000	380,000	630,000	1,660,000	1,960,000
Other Public Works Projects					
14 <i>Arterial Street Improvements</i>	600,000	600,000	620,000	620,000	620,000
129 <i>Sanitary Pipe Lining Program</i>	50,000	60,000	60,000	60,000	60,000
Total Capital Improvement Projects	\$ 8,530,000	\$ 9,895,000	\$ 8,320,000	\$ 11,352,000	\$ 10,529,000
Capital Equipment (R=Replace, N=New)					
<i>R Excavator, Mini</i>	70,000	-	-	-	-
<i>N SCDA Equipment</i>	-	50,000	-	-	-
<i>N Sprayer (2)</i>	30,000 (1)	25,000	-	-	-
<i>N Tractor</i>	195,000	-	-	-	-
<i>R Truck, Dump</i>	-	-	167,000	-	-
<i>N Wood Chipper</i>	-	40,000	-	-	-
Total Capital Equipment Program	\$ 295,000	\$ 115,000	\$ 167,000	\$ -	\$ -
Total Capital Program	\$ 8,825,000	\$ 10,010,000	\$ 8,487,000	\$ 11,352,000	\$ 10,529,000

SIoux FALLS CAPITAL IMPROVEMENT PROGRAM 2022–2026

PROJECT TITLE:

DRAINAGE IMPROVEMENTS IN DEVELOPING AREAS

PROJECT NO:

11020

DEPARTMENT:

Storm Drainage

DEPARTMENT PROJECT PRIORITY:

1

TOTAL PROJECT COST:

\$ 15,370,000

DESCRIPTION:

Drainage improvements in developing areas.

JUSTIFICATION:

This project is to fund the construction, engineering, and land for Regional Best Management Practices (BMP) stormwater facilities, oversize storm sewer, oversize reimbursements and oversizing of culverts for development drainage. This project also includes realignment of sanitary sewer with the construction of new BMPs.

FUNDING SOURCES	2022	2023	2024	2025	2026	TOTAL
Drainage Fees	2,000,000	4,440,000	2,520,000	2,050,000	3,210,000	14,220,000
User Fees/Sanitary Sewer	500,000		500,000		150,000	1,150,000
TOTAL	2,500,000	4,440,000	3,020,000	2,050,000	3,360,000	15,370,000

OPERATIONAL BUDGET IMPACT

\$511/Inch Diameter Mile for Piping Systems and \$840/Acre for Surface Treatments

SIoux FALLS CAPITAL IMPROVEMENT PROGRAM 2022–2026

PROJECT TITLE:

SUMP PUMP COLLECTION SYSTEMS

PROJECT NO:

11021

DEPARTMENT:

Storm Drainage

DEPARTMENT PROJECT PRIORITY:

2

TOTAL PROJECT COST:

\$ 2,475,000

DESCRIPTION:

Sump pump collection system retrofits at various locations and material reimbursements for new developments.

JUSTIFICATION:

This project is intended to retrofit existing urbanized areas with sump pump collection systems to reduce icing, ponding and soil saturation conditions resulting from surface discharge of groundwater collection from foundations.

FUNDING SOURCES	2022	2023	2024	2025	2026	TOTAL
Drainage Fees	475,000	500,000	500,000	500,000	500,000	2,475,000
						0
TOTAL	475,000	500,000	500,000	500,000	500,000	2,475,000

OPERATIONAL BUDGET IMPACT

\$511/Inch Diameter Mile for Piping Systems and \$840/Acre for Surface Treatments

STORM DRAINAGE

SIoux FALLS CAPITAL IMPROVEMENT PROGRAM 2022–2026

PROJECT TITLE:

UNFORESEEN DRAINAGE IMPROVEMENTS

PROJECT NO:

11022

DEPARTMENT:

Storm Drainage

DEPARTMENT PROJECT PRIORITY:

3

TOTAL PROJECT COST:

\$ 1,690,000

DESCRIPTION:

Unforeseen drainage improvements in drainage facilities.

JUSTIFICATION:

This project is to cover costs of unforeseen drainage improvements that need immediate attention.

STORM DRAINAGE

FUNDING SOURCES	2022	2023	2024	2025	2026	TOTAL
Drainage Fees	310,000	330,000	340,000	350,000	360,000	1,690,000
						0
TOTAL	310,000	330,000	340,000	350,000	360,000	1,690,000

OPERATIONAL BUDGET IMPACT

\$511/Inch Diameter Mile for Piping Systems and \$840/Acre for Surface Treatments

SIoux FALLS CAPITAL IMPROVEMENT PROGRAM 2022–2026

PROJECT TITLE:

DRAINAGE IMPROVEMENTS IN EXISTING AREAS

PROJECT NO:

DEPARTMENT:

DEPARTMENT PROJECT PRIORITY:

11023

Storm Drainage

4

TOTAL PROJECT COST:

\$ 13,581,000

DESCRIPTION:

Drainage improvements in existing areas, neighborhoods, major conveyance systems, ongoing overflow swale, slope and channel bottom repairs to miscellaneous drainage properties throughout the City.

JUSTIFICATION:

This project is to fund the construction of drainage improvements for conveyance and storage capacity for flood events in existing neighborhoods and to repair existing drainage channels/areas.

FUNDING SOURCES	2022	2023	2024	2025	2026	TOTAL
Sales Tax	200,000	250,000	275,000	300,000	325,000	1,350,000
Drainage Fees	1,020,000	240,000	1,280,000	1,630,000	2,400,000	6,570,000
State Loans				3,600,000		3,600,000
User Fees/Water	200,000	25,000	200,000	550,000	25,000	1,000,000
User Fees/Sanitary Sewer	162,000	280,000	200,000	206,000	213,000	1,061,000
						0
						0
TOTAL	1,582,000	795,000	1,955,000	6,286,000	2,963,000	13,581,000

OPERATIONAL BUDGET IMPACT

\$511/Inch Diameter Mile for Piping Systems and \$840/Acre for Surface Treatments

STORM DRAINAGE

SIoux FALLS CAPITAL IMPROVEMENT PROGRAM 2022–2026

PROJECT TITLE:

REGIONAL STORM WATER ANALYSIS/ IMPROVEMENTS

PROJECT NO:

11087

DEPARTMENT:

Storm Drainage

DEPARTMENT PROJECT PRIORITY:

5

TOTAL PROJECT COST:

\$ 9,040,000

DESCRIPTION:

Detailed storm water analysis of watersheds, design and construction of proposed improvements.

JUSTIFICATION:

This project is needed to fund drainage improvements identified as a result of Regional Storm Water Analysis.

STORM DRAINAGE

FUNDING SOURCES	2022	2023	2024	2025	2026	TOTAL
Drainage Fees	2,860,000	3,050,000	2,040,000	540,000	550,000	9,040,000
						0
TOTAL	2,860,000	3,050,000	2,040,000	540,000	550,000	9,040,000

OPERATIONAL BUDGET IMPACT

\$511/Inch Diameter Mile for Piping Systems and \$840/Acre for Surface Treatments

SIoux FALLS CAPITAL IMPROVEMENT PROGRAM 2022–2026

PROJECT TITLE:

FLOOD CONTROL SYSTEM IMPROVEMENTS

PROJECT NO:

11078

DEPARTMENT:

Storm Drainage

DEPARTMENT PROJECT PRIORITY:

6

TOTAL PROJECT COST:

\$ 1,396,000

DESCRIPTION:

Improvements based on Federal requirements from the Corps of Engineers inspection of the levee.

JUSTIFICATION:

These improvements to the City's flood control system are required by the Corps of Engineers from their annual and periodic inspections. The major improvements are replacements of aging outfall structures and updating them to current standards.

FUNDING SOURCES	2022	2023	2024	2025	2026	TOTAL
Drainage Fees	260,000	270,000	280,000	292,000	294,000	1,396,000
						0
TOTAL	260,000	270,000	280,000	292,000	294,000	1,396,000

OPERATIONAL BUDGET IMPACT

\$511/Inch Diameter Mile for Piping Systems and \$840/Acre for Surface Treatments

STORM DRAINAGE

SIoux FALLS CAPITAL IMPROVEMENT PROGRAM 2022–2026

PROJECT TITLE:

COVELL AREA BASIN DRAINAGE IMPROVEMENTS

PROJECT NO:

11026

DEPARTMENT:

Storm Drainage

DEPARTMENT PROJECT PRIORITY:

7

TOTAL PROJECT COST:

\$ 1,025,000

DESCRIPTION:

Drainage improvements in the Covell Avenue Basin and other locations.

JUSTIFICATION:

This project is necessary following the completion of a study to identified drainage needs in the area along Covell Avenue and Lake Avenue from 26th Street to 37th Street. This project will utilize State Revolving Fund (SRF) Non Point Source (NPS) funds to improve the water quality of surface drainage.

STORM DRAINAGE

FUNDING SOURCES	2022	2023	2024	2025	2026	TOTAL
State Loans	325,000	25,000	50,000	50,000	575,000	1,025,000
						0
TOTAL	325,000	25,000	50,000	50,000	575,000	1,025,000

OPERATIONAL BUDGET IMPACT

\$511/Inch Diameter Mile for Piping Systems and \$840/Acre for Surface Treatments

SIoux FALLS CAPITAL IMPROVEMENT PROGRAM 2022–2026

PROJECT TITLE:

INDIAN MOUND RETAINING WALL REHABILITATION

PROJECT NO:

DEPARTMENT:

DEPARTMENT PROJECT PRIORITY:

11065

Storm Drainage

8

TOTAL PROJECT COST:

\$ 170,000

DESCRIPTION:

Retaining wall improvements along the Zoo Oxbow Channel and Indian Mound Drive; design and construct (22).

JUSTIFICATION:

This project is needed to prevent the failure of the eroded retaining wall from channel flows. Indian Mound driving lanes lie above the retaining wall.

FUNDING SOURCES	2022	2023	2024	2025	2026	TOTAL
Drainage Fees	170,000					170,000
						0
TOTAL	170,000	0	0	0	0	170,000

OPERATIONAL BUDGET IMPACT

\$511/Inch Diameter Mile for Piping Systems and \$840/Acre for Surface Treatments

STORM DRAINAGE

SIoux FALLS CAPITAL IMPROVEMENT PROGRAM 2022–2026

PROJECT TITLE:

LAND ACQUISITION FOR DRAINAGE PROJECTS

PROJECT NO:

11121

DEPARTMENT:

Storm Drainage

DEPARTMENT PROJECT PRIORITY:

9

TOTAL PROJECT COST:

\$ 5,090,000

DESCRIPTION:

Land acquisition for drainage projects.

JUSTIFICATION:

This project is needed for preserving land for drainage improvements in support of drainage improvements identified in the program.

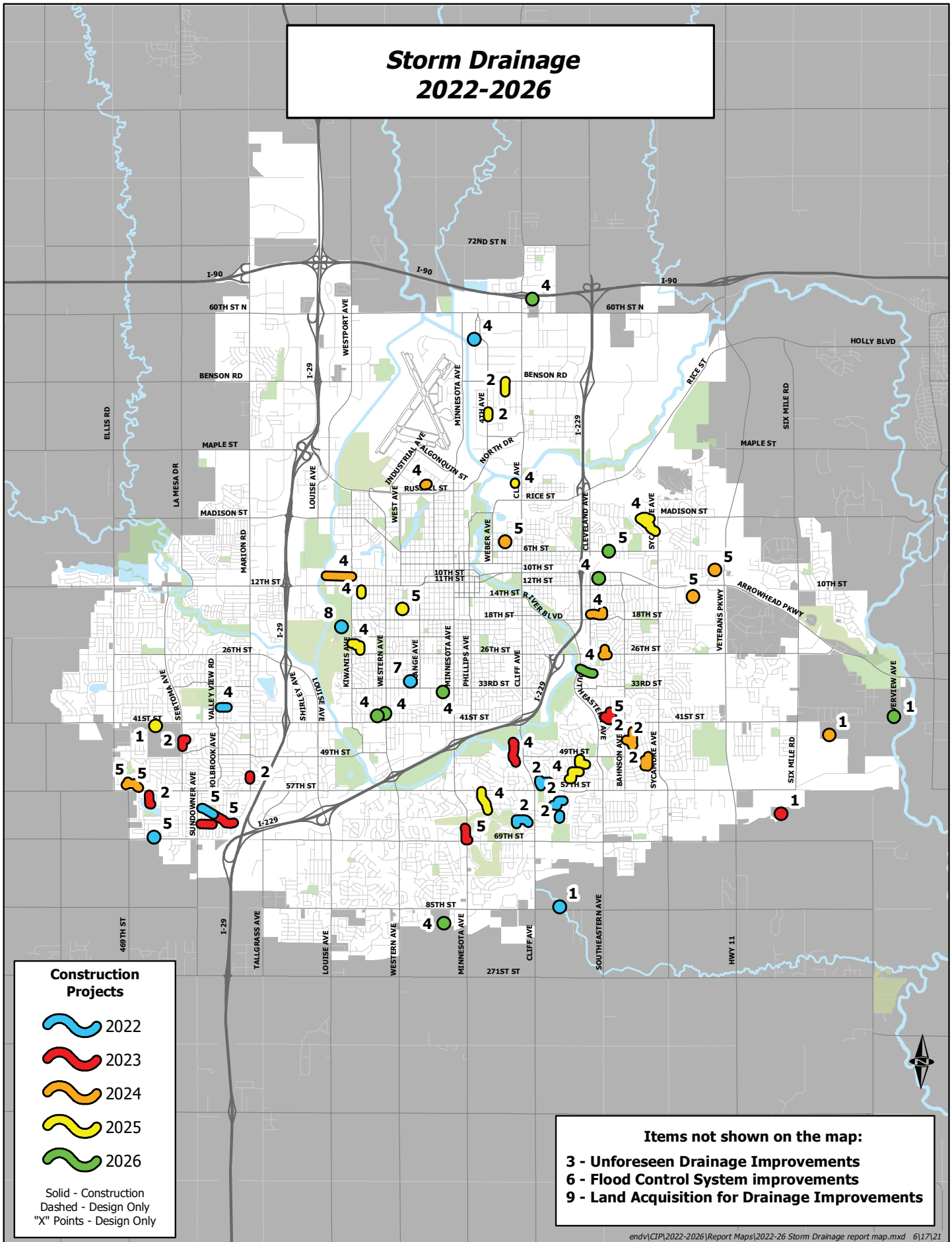
STORM DRAINAGE

FUNDING SOURCES	2022	2023	2024	2025	2026	TOTAL
Drainage Fees	460,000	380,000	630,000	1,660,000	1,960,000	5,090,000
						0
TOTAL	460,000	380,000	630,000	1,660,000	1,960,000	5,090,000






OPERATIONAL BUDGET IMPACT

\$511/Inch Diameter Mile for Piping Systems and \$840/Acre for Surface Treatments

Storm Drainage 2022-2026



Construction Projects

-  2022
-  2023
-  2024
-  2025
-  2026

Solid - Construction
Dashed - Design Only
"X" Points - Design Only

Items not shown on the map:
3 - Unforeseen Drainage Improvements
6 - Flood Control System improvements
9 - Land Acquisition for Drainage Improvements

This page intentionally left blank.



2022	\$ 0.8M
2023	\$ 4.0M
2024	\$ 0.9M
2025	\$ 0.8M
2026	\$ 1.3M

\$7.8M

ENTERPRISE FUND 656

POWER AND DISTRIBUTION

Capital Program Sources		2022	2023	2024	2025	2026
<i>User Fees</i>		818,000	3,955,000	885,000	860,000	1,330,000
Total Capital Sources		\$ 818,000	\$ 3,955,000	\$ 885,000	\$ 860,000	\$ 1,330,000
Pg. Capital Improvement Projects						
97	<i>Unforeseen Electrical System Replacement</i>	110,000	180,000	180,000	180,000	180,000
98	<i>Circuit Improvements</i>	550,000	550,000	550,000	580,000	950,000
99	<i>Light and Power Campus Enhancements</i>	-	3,050,000	-	-	-
100	<i>Pole Improvement Program</i>	100,000	100,000	100,000	100,000	200,000
Total Capital Improvement Projects		\$ 760,000	\$ 3,880,000	\$ 830,000	\$ 860,000	\$ 1,330,000
Capital Equipment (R=Replace, N=New)						
	<i>N Forklift</i>	-	45,000	-	-	-
	<i>N Skidloader</i>	-	-	55,000	-	-
	<i>R Trailer (2)</i>	-	30,000	-	-	-
	<i>N Truck, Locator</i>	58,000	-	-	-	-
Total Capital Equipment Program		\$ 58,000	\$ 75,000	\$ 55,000	\$ -	\$ -
Total Capital Program		\$ 818,000	\$ 3,955,000	\$ 885,000	\$ 860,000	\$ 1,330,000

SIoux FALLS CAPITAL IMPROVEMENT PROGRAM 2022–2026

PROJECT TITLE:

UNFORESEEN ELECTRICAL SYSTEM REPLACEMENT

PROJECT NO:

20001

DEPARTMENT:

Power and Distribution

DEPARTMENT PROJECT PRIORITY:

1

TOTAL PROJECT COST:

\$ 830,000

DESCRIPTION:

Unforeseen replacement of underground primary feed lines, equipment and new electric services.

JUSTIFICATION:

The project will replace thirty year old underground primary wire before failures and for construction necessary to provide electric service for new customers.

POWER & DISTRIBUTION

FUNDING SOURCES	2022	2023	2024	2025	2026	TOTAL
User Fees	110,000	180,000	180,000	180,000	180,000	830,000
						0
TOTAL	110,000	180,000	180,000	180,000	180,000	830,000

OPERATIONAL BUDGET IMPACT

Increase in revenue

SIoux FALLS CAPITAL IMPROVEMENT PROGRAM 2022–2026

PROJECT TITLE:

CIRCUIT IMPROVEMENTS

PROJECT NO:

DEPARTMENT:

DEPARTMENT PROJECT PRIORITY:

20002

Power and Distribution

2

TOTAL PROJECT COST:

\$ 3,180,000

DESCRIPTION:

System reconstruction various locations, overhead to underground circuits, design and construct (22-24); Elm Street transformer, design and construct (25); Elm Street Breakers, design (26).

JUSTIFICATION:

Circuit improvements were identified in the 2015 Electric Light Master Plan to be constructed to improve reliability and switching ability.

POWER & DISTRIBUTION

FUNDING SOURCES	2022	2023	2024	2025	2026	TOTAL
User Fees	550,000	550,000	550,000	580,000	950,000	3,180,000
						0
TOTAL	550,000	550,000	550,000	580,000	950,000	3,180,000

OPERATIONAL BUDGET IMPACT

\$1,000 per year

SIoux FALLS CAPITAL IMPROVEMENT PROGRAM 2022–2026

PROJECT TITLE:

LIGHT AND POWER CAMPUS ENHANCEMENTS

PROJECT NO:

20005

DEPARTMENT:

Power and Distribution

DEPARTMENT PROJECT PRIORITY:

3

TOTAL PROJECT COST:

\$ 5,950,000

DESCRIPTION:

Construction of a new joint Lights/Traffic office and garage buildings; construct (23).

JUSTIFICATION:

This project will construct a new building for office space as well as truck and inventory storage.

POWER & DISTRIBUTION

FUNDING SOURCES	2022	2023	2024	2025	2026	TOTAL
User Fees		3,050,000				3,050,000
Sales Tax		2,900,000				2,900,000
TOTAL	0	5,950,000	0	0	0	5,950,000

OPERATIONAL BUDGET IMPACT

\$75,000 per year

SIoux FALLS CAPITAL IMPROVEMENT PROGRAM 2022-2026

PROJECT TITLE:

POLE IMPROVEMENT PROGRAM

PROJECT NO:

DEPARTMENT:

DEPARTMENT PROJECT PRIORITY:

20006

Power and Distribution

4

TOTAL PROJECT COST:

\$ 1,250,000

DESCRIPTION:

Rehabilitation and/or replacement of lighting and power poles.

JUSTIFICATION:

This project is needed to address the aged infrastructure of wood and aluminum light poles. Poles will be tested to determine if the pole should be rehabilitated or replaced. This program will extend the life the asset.

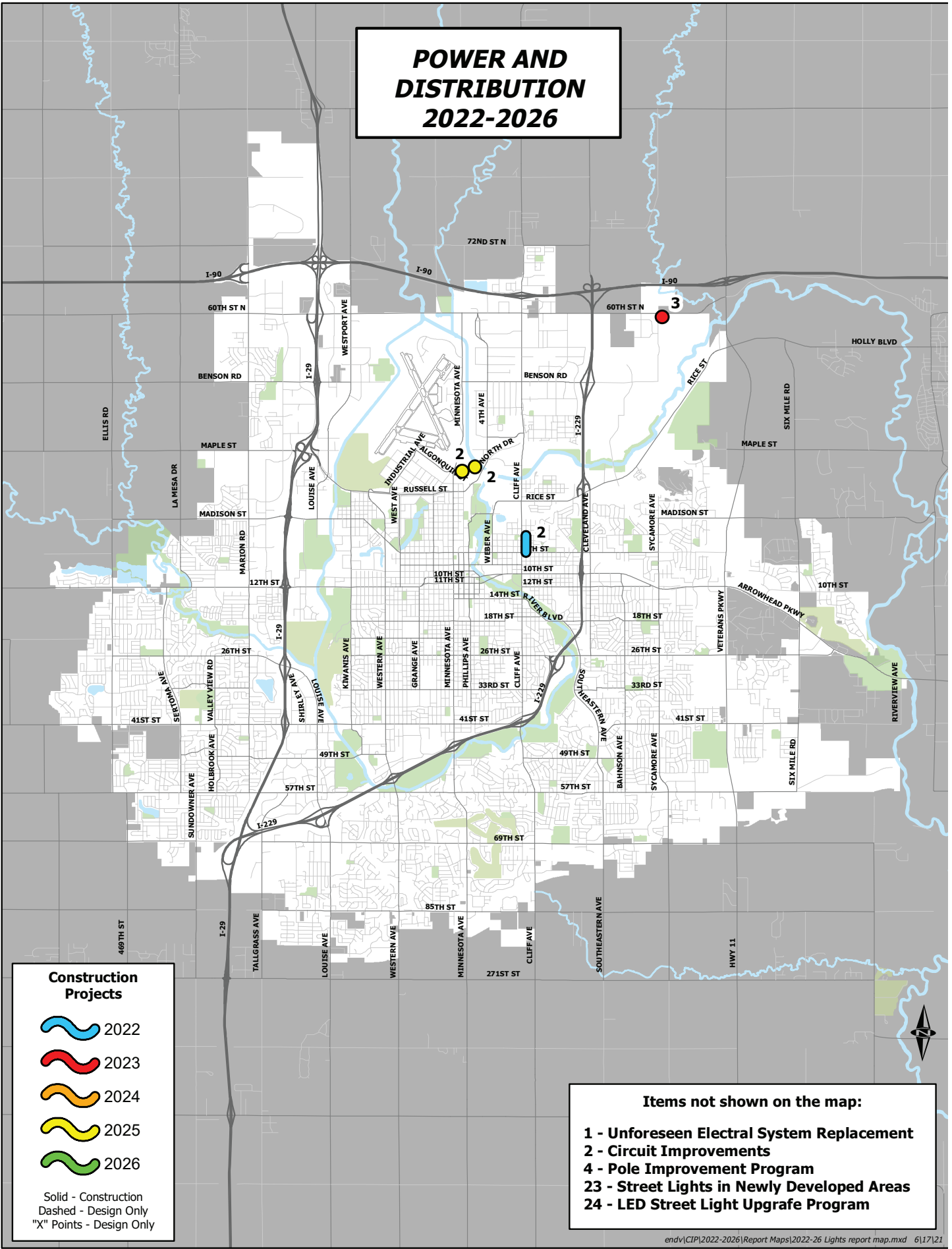
POWER & DISTRIBUTION

FUNDING SOURCES	2022	2023	2024	2025	2026	TOTAL
User Fees	100,000	100,000	100,000	100,000	200,000	600,000
Sales Tax	100,000	100,000	100,000	150,000	200,000	650,000
TOTAL	200,000	200,000	200,000	250,000	400,000	1,250,000






OPERATIONAL BUDGET IMPACT

\$10,000 per year

POWER AND DISTRIBUTION 2022-2026



Construction Projects

-  2022
-  2023
-  2024
-  2025
-  2026

Solid - Construction
Dashed - Design Only
"X" Points - Design Only

Items not shown on the map:

- 1 - Unforeseen Electrical System Replacement
- 2 - Circuit Improvements
- 4 - Pole Improvement Program
- 23 - Street Lights in Newly Developed Areas
- 24 - LED Street Light Upgrade Program



2022	\$	0.1M
2023	\$	0.2M
2024	\$	0.2M
2025	\$	0.1M
2026	\$	0.1M

\$0.7M

ENTERPRISE FUND 665

PUBLIC PARKING

	2022	2023	2024	2025	2026
Capital Program					
Sources					
<i>User Fees</i>	65,000	165,000	189,000	110,000	150,000
Total Capital Sources	\$ 65,000	\$ 165,000	\$ 189,000	\$ 110,000	\$ 150,000
Pg. Capital Improvement Projects					
103 <i>Parking Lot & Ramp Improvements</i>	65,000	70,000	75,000	80,000	80,000
Total Capital Improvement Projects	\$ 65,000	\$ 70,000	\$ 75,000	\$ 80,000	\$ 80,000
Capital Equipment (R=Replace, N=New)					
<i>R Pickup-Plow/Custom Bed</i>	-	-	55,000	-	-
<i>R Pickup (2)</i>	-	-	-	30,000	26,000
<i>R Scooter, Mobility</i>	-	-	14,000	-	-
<i>R Sign (2)</i>	-	-	-	-	44,000
<i>R SUV</i>	-	-	45,000	-	-
<i>R Sweeper</i>	-	50,000	-	-	-
<i>R Utility Vehicle</i>	-	45,000	-	-	-
Total Capital Equipment Program	\$ -	\$ 95,000	\$ 114,000	\$ 30,000	\$ 70,000
Total Capital Program	\$ 65,000	\$ 165,000	\$ 189,000	\$ 110,000	\$ 150,000

SIoux FALLS CAPITAL IMPROVEMENT PROGRAM 2022–2026

PROJECT TITLE:

PARKING LOT & RAMP IMPROVEMENTS

PROJECT NO:

19001

DEPARTMENT:

Public Parking

DEPARTMENT PROJECT PRIORITY:

1

TOTAL PROJECT COST:

\$ 370,000

DESCRIPTION:

This project will accommodate unanticipated capital expenses such as landscape upgrades, unplanned facilities upgrades or changes due to new operational needs.

JUSTIFICATION:

This project will accommodate unanticipated capital improvements.

PUBLIC PARKING

FUNDING SOURCES	2022	2023	2024	2025	2026	TOTAL
User Fees	65,000	70,000	75,000	80,000	80,000	370,000
						0
TOTAL	65,000	70,000	75,000	80,000	80,000	370,000

OPERATIONAL BUDGET IMPACT



2022	\$ 2.6M
2023	\$ 2.2M
2024	\$ 0.6M
2025	\$ 0.6M
2026	\$ 3.5M

\$9.5M

ENTERPRISE FUND 666

SANITARY LANDFILL

	2022	2023	2024	2025	2026
Capital Program Sources					
<i>User Fees</i>	2,566,000	2,233,000	545,000	588,000	3,518,000
Total Capital Sources	\$ 2,566,000	\$ 2,233,000	\$ 545,000	\$ 588,000	\$ 3,518,000
Pg. Capital Improvement Projects					
105 <i>Leachate Recirculation\Gas Infrastructure</i>	466,000	825,000	320,000	345,000	425,000
106 <i>Land Acquisition</i>	200,000	200,000	200,000	200,000	200,000
107 <i>Perimeter Control and Fencing</i>	25,000	25,000	25,000	25,000	25,000
108 <i>Building and Site Improvements</i>	1,395,000	-	-	-	-
109 <i>Wetland and Drainage Way Improvements</i>	-	395,000	-	-	-
110 <i>Storm Water Management Improvements</i>	215,000	-	-	-	-
111 <i>Sanitary Landfill Expansion</i>	-	-	-	-	2,850,000
112 <i>Landfill Closure</i>	70,000	770,000	-	-	-
Other Public Works Projects					
151 <i>Maintenance Shop Improvements</i>	130,000	-	-	-	-
Total Capital Improvement Projects	\$ 2,501,000	\$ 2,215,000	\$ 545,000	\$ 570,000	\$ 3,500,000
Capital Equipment (R=Replace, N=New)					
<i>R Compressor, Air</i>	-	-	-	18,000	-
<i>R Sign, Message</i>	-	18,000	-	-	18,000
<i>N Sweeper, Floor</i>	30,000	-	-	-	-
<i>R Trash Pump (2)</i>	35,000	-	-	-	-
Total Capital Equipment Program	\$ 65,000	\$ 18,000	\$ -	\$ 18,000	\$ 18,000
Total Capital Program	\$ 2,566,000	\$ 2,233,000	\$ 545,000	\$ 588,000	\$ 3,518,000

PROJECT TITLE:

LEACHATE RECIRCULATION/GAS INFRASTRUCTURE

PROJECT NO:

21001

DEPARTMENT:

Sanitary Landfill

DEPARTMENT PROJECT PRIORITY:

1

TOTAL PROJECT COST:

\$ 2,381,000

DESCRIPTION:

Leachate recirculation infrastructure and laterals for West Municipal Solid Waste (MSW) Area for Cells 2 3, and 4. Installation of gas collection system piping.

JUSTIFICATION:

Leachate recirculation will increase the life of the landfill by increasing waste settlement. The gas collection system will capture and increase landfill gas generation.

SANITARY LANDFILL

FUNDING SOURCES	2022	2023	2024	2025	2026	TOTAL
User Fees	466,000	825,000	320,000	345,000	425,000	2,381,000
						0
TOTAL	466,000	825,000	320,000	345,000	425,000	2,381,000

OPERATIONAL BUDGET IMPACT

\$200,000 reduction

PROJECT TITLE:

LAND ACQUISITION

PROJECT NO:

21002

DEPARTMENT:

Sanitary Landfill

DEPARTMENT PROJECT PRIORITY:

2

TOTAL PROJECT COST:

\$ 1,000,000

DESCRIPTION:

Purchase of land adjacent to landfill.

JUSTIFICATION:

This project will provide for additional buffer land for future development of the landfill, and relocation of the Wall Lake Drainage Way. Land should continue to be acquired for future expansion, buffer, and enhancement.

FUNDING SOURCES	2022	2023	2024	2025	2026	TOTAL
User Fees	200,000	200,000	200,000	200,000	200,000	1,000,000
						0
TOTAL	200,000	200,000	200,000	200,000	200,000	1,000,000

OPERATIONAL BUDGET IMPACT

\$5,000 annually

PROJECT TITLE:

PERIMETER CONTROL AND FENCING

PROJECT NO:

21003

DEPARTMENT:

Sanitary Landfill

DEPARTMENT PROJECT PRIORITY:

3

TOTAL PROJECT COST:

\$ 125,000

DESCRIPTION:

Install, maintain and improve perimeter berms, landscaping, fencing, gates and security systems for all landfill funded property.

JUSTIFICATION:

This project will install new and rehabilitate existing perimeter fencing to allow for a more secure area and allow only authorized personnel onto the site to meet solid waste requirements. This project will also allow for additional litter fencing.

SANITARY LANDFILL

FUNDING SOURCES	2022	2023	2024	2025	2026	TOTAL
User Fees	25,000	25,000	25,000	25,000	25,000	125,000
						0
TOTAL	25,000	25,000	25,000	25,000	25,000	125,000

OPERATIONAL BUDGET IMPACT

\$1,000 annually

PROJECT TITLE:

BUILDING AND SITE IMPROVEMENTS

PROJECT NO:

21004

DEPARTMENT:

Sanitary Landfill

DEPARTMENT PROJECT PRIORITY:

4

TOTAL PROJECT COST:

\$ 1,395,000

DESCRIPTION:

Scalehouse Building and Communications Upgrades, design and construct (22).

JUSTIFICATION:

This project is needed to increase traffic flows and enhance customer convenience area to handle additional customer traffic. The project will also provide communications to the Landfill to increase efficiency and redundancy in the City's fiber network.

FUNDING SOURCES	2022	2023	2024	2025	2026	TOTAL
User Fees	1,395,000					1,395,000
						0
TOTAL	1,395,000	0	0	0	0	1,395,000

OPERATIONAL BUDGET IMPACT

\$10,000 annually

PROJECT TITLE:

WETLANDS AND DRAINAGE WAY IMPROVEMENTS

PROJECT NO:

21007

DEPARTMENT:

Sanitary Landfill

DEPARTMENT PROJECT PRIORITY:

5

TOTAL PROJECT COST:

\$ 395,000

DESCRIPTION:

Flood plain alterations to Cherry Creek and wetlands construction; design and construct (23).

JUSTIFICATION:

This project is needed to relocate the channel and floodway, which will help facilitate the master plan for expansion for the landfill for future cell development. Wetlands construction is dependent upon stock pile location.

SANITARY LANDFILL

FUNDING SOURCES	2022	2023	2024	2025	2026	TOTAL
User Fees		395,000				395,000
						0
TOTAL	0	395,000	0	0	0	395,000

OPERATIONAL BUDGET IMPACT

\$1,000 annually

PROJECT TITLE:

STORM WATER MANAGEMENT IMPROVEMENTS

PROJECT NO:

DEPARTMENT:

DEPARTMENT PROJECT PRIORITY:

21005

Sanitary Landfill

6

TOTAL PROJECT COST:

\$ 215,000

DESCRIPTION:

Construct pond on the west MSW area for wetland mitigation and storm water management; design and construct (22).

JUSTIFICATION:

The Storm water Facility Plan for the Sanitary Landfill recommends a pond to capture the runoff for treatment before it reaches the Wall Lake Drainage Way.

SANITARY LANDFILL

FUNDING SOURCES	2022	2023	2024	2025	2026	TOTAL
User Fees	215,000					215,000
						0
TOTAL	215,000	0	0	0	0	215,000

OPERATIONAL BUDGET IMPACT

\$500 annually

PROJECT TITLE:

SANITARY LANDFILL EXPANSION

PROJECT NO:

21011

DEPARTMENT:

Sanitary Landfill

DEPARTMENT PROJECT PRIORITY:

7

TOTAL PROJECT COST:

\$ 2,850,000

DESCRIPTION:

New landfill cell #5, new liner system, design and construct (26).

JUSTIFICATION:

A new cell becomes necessary based on the current waste acceptance rates and airspace utilization.

SANITARY LANDFILL

FUNDING SOURCES	2022	2023	2024	2025	2026	TOTAL
User Fees					2,850,000	2,850,000
						0
TOTAL	0	0	0	0	2,850,000	2,850,000

OPERATIONAL BUDGET IMPACT

\$10,000 annually

PROJECT TITLE:

LANDFILL CLOSURE

PROJECT NO:

21012

DEPARTMENT:

Sanitary Landfill

DEPARTMENT PROJECT PRIORITY:

8

TOTAL PROJECT COST:

\$ 840,000

DESCRIPTION:

Construction and Demolition Area Closure, Phase 1, design (22), construct (23).

JUSTIFICATION:

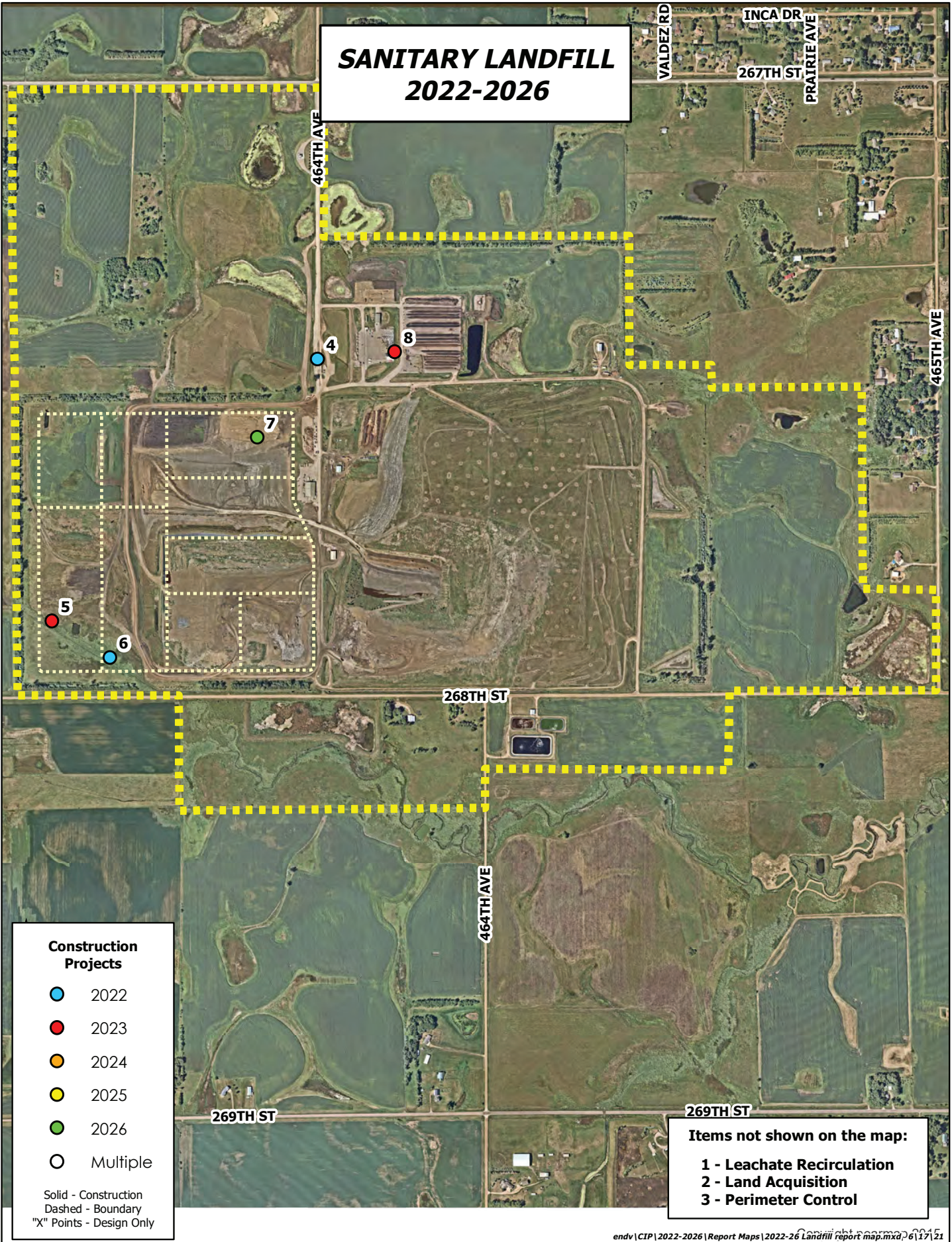
This project allows for partial closure of the current construction and demolition area in the landfill. This closure is dependent on fill progression and the exact timing may shift depending on if co-disposal occurs in the next five years.

FUNDING SOURCES	2022	2023	2024	2025	2026	TOTAL
User Fees (Restricted Cash)	70,000	770,000				840,000
						0
TOTAL	70,000	770,000	0	0	0	840,000

OPERATIONAL BUDGET IMPACT

No impact.

SANITARY LANDFILL 2022-2026



Construction Projects

- 2022
- 2023
- 2024
- 2025
- 2026
- Multiple

Solid - Construction
Dashed - Boundary
"X" Points - Design Only

Items not shown on the map:

- 1 - Leachate Recirculation
- 2 - Land Acquisition
- 3 - Perimeter Control



2022	\$ 20.3M
2023	\$ 17.4M
2024	\$ 18.2M
2025	\$ 15.7M
2026	\$ 15.4M

\$87.0M

ENTERPRISE FUND 675

WATER

Capital Program Sources		2022	2023	2024	2025	2026
	User Fees	19,415,000	16,495,000	17,330,500	14,835,000	14,515,500
	Platting Fees	840,000	860,000	880,000	900,000	920,000
	Total Capital Sources	\$ 20,255,000	\$ 17,355,000	\$ 18,210,500	\$ 15,735,000	\$ 15,435,500
Pg.	Capital Improvement Projects					
116	Land Acquisition	320,000	320,000	320,000	320,000	320,000
117	Other Mains - Unforeseen Water Projects	1,000,000	1,000,000	1,000,000	1,000,000	1,000,000
118	City Wide Water Main Replacement Projects	1,950,000	1,950,000	1,950,000	2,050,000	2,050,000
119	Water Purification Facility Improvements	1,475,000	1,290,000	3,340,000	1,400,000	1,200,000
120	Water Main Pipe Lining and Rehabilitation	1,050,000	1,050,000	1,050,000	1,050,000	1,050,000
121	Water Valve Rehabilitation	480,000	480,000	480,000	480,000	480,000
122	Transmission System Improvements	2,700,000	1,200,000	1,375,000	230,000	3,030,000
123	Source Water Improvements	250,000	3,100,000	250,000	3,100,000	250,000
	Other Public Works Projects					
8	Neighborhood Rehabilitation Program	300,000	300,000	300,000	300,000	300,000
10	Concrete Pavement Restoration	40,000	40,000	40,000	40,000	40,000
11	Arterial Intersection Improvements	25,000	25,000	100,000	200,000	250,000
13	Major Street Reconstruction	3,500,000	2,000,000	3,300,000	750,000	750,000
14	Arterial Street Improvements	2,140,000	1,860,000	2,180,000	1,650,000	1,670,000
15	Downtown Area - Street & Utility Improvements	225,000	225,000	225,000	225,000	225,000
17	Bridge Reconstruction Program	10,000	-	-	-	300,000
19	Railroad Crossing Improvements	10,000	10,000	10,000	10,000	10,000
20	School District/Park Site Coordination	50,000	300,000	50,000	50,000	50,000
21	SDDOT Project Coordination	25,000	25,000	25,000	25,000	25,000
24	Arrowhead Parkway Improvements	-	-	250,000	-	-
25	85th St & I29 Improvements	175,000	-	-	-	-
27	41st Street and I29 Improvements	1,400,000	-	-	-	-
28	49th Street Extension	150,000	-	150,000	-	-
33	Benson Road and I229 Improvements	1,000,000	600,000	-	-	-
34	Cliff Avenue and I229 Improvements	-	-	-	500,000	-
35	Minnesota Avenue and I229 Improvements	50,000	-	-	-	-
36	South Veterans Parkway Improvements	25,000	-	-	-	-
88	Drainage Improvements in Existing Areas	200,000	25,000	200,000	550,000	25,000
	Total Capital Improvement Projects	\$ 18,550,000	\$ 15,800,000	\$ 16,595,000	\$ 13,930,000	\$ 13,025,000
	Capital Equipment (R=Replace, N=New)					
	N AMR Equipment	500,000	550,000	600,000	650,000	700,000
	R Analyzer, Carbon	-	60,000	-	-	-
	R Blaster, Liquid	-	125,000	-	-	-
	R Chlorinator (2)	-	-	-	40,000	-

WATER (CONT.)

Capital Program	2022	2023	2024	2025	2026
<i>N DCU Equipment</i>	10,000	10,000	10,000	10,000	10,000
<i>R Digital Flowmeters</i>	30,000	30,000	30,000	30,000	30,000
<i>N Excavator, Mini</i>	-	-	-	150,000	-
<i>R Furnace Atomic Absorption Unit</i>	165,000	-	-	-	-
<i>N Generator, Portable</i>	-	-	-	-	85,000
<i>N Generator, Tower</i>	-	-	-	15,000	15,000
<i>R Headsets, Communication</i>	-	20,000	-	-	-
<i>R HVAC Unit, Rooftop</i>	70,000	-	-	-	-
<i>N Hydro Excavator</i>	-	-	-	-	600,000
<i>R Lab Equipment</i>	10,000	-	-	10,000	-
<i>R Leak Detection System</i>	-	-	-	-	25,000
<i>R Meter, Turbidity</i>	120,000	-	-	-	-
<i>R Mower, Riding</i>	-	-	-	-	20,000
<i>R Particle Counters (15)</i>	-	-	45,000	-	-
<i>N Pickup</i>	30,000	-	-	-	-
<i>R Pump - High Service</i>	-	-	185,000	-	-
<i>R Pumps</i>	-	-	-	-	45,000
<i>R SCADA Equipment</i>	140,000	-	-	40,000	-
<i>R Scrubber, Floor (2)</i>	-	-	15,500	-	15,500
<i>N Sludge Pump</i>	-	80,000	-	-	-
<i>R Spectrometer</i>	-	-	-	-	10,000
<i>N Trailer</i>	-	-	-	80,000	-
<i>R Valve Actuators</i>	-	-	-	-	25,000
<i>N Water Meter</i>	600,000	650,000	700,000	750,000	800,000
<i>N Well, VFD</i>	30,000	30,000	30,000	30,000	30,000
Total Capital Equipment Program	\$ 1,705,000	\$ 1,555,000	\$ 1,615,500	\$ 1,805,000	\$ 2,410,500
Total Capital Program	\$ 20,255,000	\$ 17,355,000	\$ 18,210,500	\$ 15,735,000	\$ 15,435,500

SIoux FALLS CAPITAL IMPROVEMENT PROGRAM 2022-2026

PROJECT TITLE:

LAND ACQUISITION

PROJECT NO:

22001

DEPARTMENT:

Water

DEPARTMENT PROJECT PRIORITY:

1

TOTAL PROJECT COST:

\$ 1,600,000

DESCRIPTION:

Land acquisition.

JUSTIFICATION:

This program is necessary for the purchase of land for future water supply storage and to maintain our existing surface water resources.

FUNDING SOURCES	2022	2023	2024	2025	2026	TOTAL
User Fees	320,000	320,000	320,000	320,000	320,000	1,600,000
						0
TOTAL	320,000	320,000	320,000	320,000	320,000	1,600,000

OPERATIONAL BUDGET IMPACT

\$80,000 annual income

WATER

SIoux FALLS CAPITAL IMPROVEMENT PROGRAM 2022–2026

PROJECT TITLE:

OTHER MAINS-UNFORESEEN WATER PROJECTS

PROJECT NO:

DEPARTMENT:

DEPARTMENT PROJECT PRIORITY:

22002

Water

2

TOTAL PROJECT COST:

\$ 5,000,000

DESCRIPTION:

Unforeseen water main projects, pipe oversizing and other miscellaneous projects.

JUSTIFICATION:

This project will fund the costs of unforeseen water projects and unforeseen developer oversizing reimbursements.

WATER

FUNDING SOURCES	2022	2023	2024	2025	2026	TOTAL
User Fees	1,000,000	1,000,000	1,000,000	1,000,000	1,000,000	5,000,000
						0
TOTAL	1,000,000	1,000,000	1,000,000	1,000,000	1,000,000	5,000,000

OPERATIONAL BUDGET IMPACT

\$2,500 per mile of pipe installed

SIoux FALLS CAPITAL IMPROVEMENT PROGRAM 2022-2026

PROJECT TITLE:

CITY WIDE WATER MAIN REPLACEMENT

PROJECT NO:

22003

DEPARTMENT:

Water

DEPARTMENT PROJECT PRIORITY:

3

TOTAL PROJECT COST:

\$ 17,206,000

DESCRIPTION:

City wide replacement of water mains based on age of pipe, size and type of pipe, frequency of failures and impact on system reliability.

JUSTIFICATION:

Replacement of dated and/or failing water mains to maintain and improve distribution system functionality.

FUNDING SOURCES	2022	2023	2024	2025	2026	TOTAL
Sales Tax	400,000	400,000	435,000	460,000	485,000	2,180,000
User Fees/Water	1,950,000	1,950,000	1,950,000	2,050,000	2,050,000	9,950,000
User Fees/Sanitary Sewer	955,000	984,000	1,015,000	1,045,000	1,077,000	5,076,000
						0
TOTAL	3,305,000	3,334,000	3,400,000	3,555,000	3,612,000	17,206,000

OPERATIONAL BUDGET IMPACT

\$2,500 per mile of pipe installed.

WATER

SIoux FALLS CAPITAL IMPROVEMENT PROGRAM 2022–2026

PROJECT TITLE:

WATER PURIFICATION FACILITY IMPROVEMENTS

PROJECT NO:

22005

DEPARTMENT:

Water

DEPARTMENT PROJECT PRIORITY:

4

TOTAL PROJECT COST:

\$ 8,705,000

DESCRIPTION:

Various building and operational improvements needed for efficient water delivery.

JUSTIFICATION:

These improvements are needed to replace outdated and non-functional systems. Fiber communications improvements are needed to be able to communicate with the storage reservoir for water management.

WATER

FUNDING SOURCES	2022	2023	2024	2025	2026	TOTAL
User Fees	1,475,000	1,290,000	3,340,000	1,400,000	1,200,000	8,705,000
						0
TOTAL	1,475,000	1,290,000	3,340,000	1,400,000	1,200,000	8,705,000

OPERATIONAL BUDGET IMPACT

\$20,000/Year

SIoux FALLS CAPITAL IMPROVEMENT PROGRAM 2022–2026

PROJECT TITLE:

WATER MAIN PIPE LINING AND REHABILITATION

PROJECT NO:

22037

DEPARTMENT:

Water

DEPARTMENT PROJECT PRIORITY:

5

TOTAL PROJECT COST:

\$ 5,250,000

DESCRIPTION:

Clean and structurally reline segments of water main that are cast iron and 16 inch diameter or larger.

JUSTIFICATION:

Existing mains are corroded and have experienced numerous breaks and are in need of rehabilitation or replacement.

FUNDING SOURCES	2022	2023	2024	2025	2026	TOTAL
User Fees	1,050,000	1,050,000	1,050,000	1,050,000	1,050,000	5,250,000
						0
TOTAL	1,050,000	1,050,000	1,050,000	1,050,000	1,050,000	5,250,000

OPERATIONAL BUDGET IMPACT

\$2,500 per mile of pipe installed

WATER

SIoux FALLS CAPITAL IMPROVEMENT PROGRAM 2022–2026

PROJECT TITLE:

WATER VALVE REHABILITATION

PROJECT NO:

22052

DEPARTMENT:

Water

DEPARTMENT PROJECT PRIORITY:

6

TOTAL PROJECT COST:

\$ 2,400,000

DESCRIPTION:

Reconstruct or install new pressure regulating valves, existing valves, and other items as needed to ensure proper function of the water system.

JUSTIFICATION:

The improvements are needed to replace nonperforming system components and eliminate confined space risks.

WATER

FUNDING SOURCES	2022	2023	2024	2025	2026	TOTAL
User Fees	480,000	480,000	480,000	480,000	480,000	2,400,000
						0
TOTAL	480,000	480,000	480,000	480,000	480,000	2,400,000

OPERATIONAL BUDGET IMPACT

\$4,000/Year

SIoux FALLS CAPITAL IMPROVEMENT PROGRAM 2022–2026

PROJECT TITLE:

TRANSMISSION SYSTEM IMPROVEMENTS

PROJECT NO:

22011

DEPARTMENT:

Water

DEPARTMENT PROJECT PRIORITY:

7

TOTAL PROJECT COST:

\$ 8,535,000

DESCRIPTION:

Provide water feed redundancy, transmission main connectivity, and storage improvements to various parts of the city to ensure proper distribution system functionality and continued service.

JUSTIFICATION:

Provide water transmission and distribution system improvements to support new and existing development.

FUNDING SOURCES	2022	2023	2024	2025	2026	TOTAL
User Fees	2,700,000	1,200,000	1,375,000	230,000	3,030,000	8,535,000
						0
TOTAL	2,700,000	1,200,000	1,375,000	230,000	3,030,000	8,535,000

OPERATIONAL BUDGET IMPACT

\$2,500 per mile of pipe installed

WATER

SIoux FALLS CAPITAL IMPROVEMENT PROGRAM 2022–2026

PROJECT TITLE:

SOURCE WATER IMPROVEMENTS

PROJECT NO:

22007

DEPARTMENT:

Water

DEPARTMENT PROJECT PRIORITY:

8

TOTAL PROJECT COST:

\$ 6,950,000

DESCRIPTION:

Reconstruct old wells, construct new wells, replace undersized raw water pipes, install new pumps and/or building improvements associated with delivering additional raw water to the Water Purification Plant.

JUSTIFICATION:

This project will enhance water efficiency and stabilize groundwater source and supply through rehabilitation and consolidation of multiple groups of small diameter wells into collector wells.

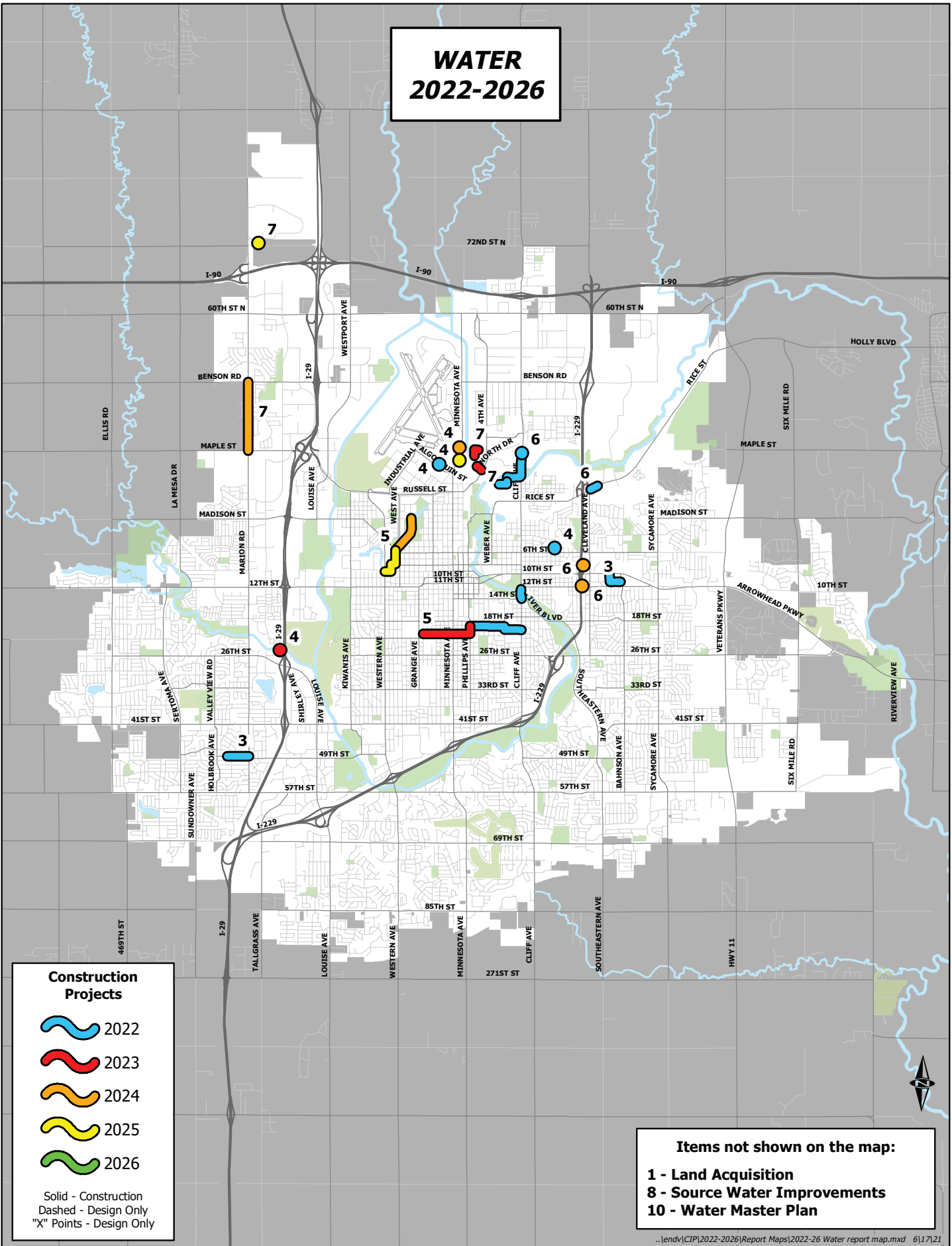
WATER

FUNDING SOURCES	2022	2023	2024	2025	2026	TOTAL
User Fees	250,000	3,100,000	250,000	3,100,000	250,000	6,950,000
						0
TOTAL	250,000	3,100,000	250,000	3,100,000	250,000	6,950,000

OPERATIONAL BUDGET IMPACT

\$12,000/Year

WATER 2022-2026



This page intentionally left blank.



2022	\$ 116.1M
2023	\$ 21.3M
2024	\$ 16.8M
2025	\$ 41.8M
2026	\$ 45.1M

\$241.1M

ENTERPRISE FUND 677

WATER RECLAMATION

Capital Program Sources		2022	2023	2024	2025	2026
	User Fees	28,557,000	9,927,000	8,714,500	6,782,500	6,635,500
	State Loans	87,500,000	11,375,000	8,152,000	35,004,000	38,405,000
Total Capital Sources		\$ 116,057,000	\$ 21,302,000	\$ 16,866,500	\$ 41,786,500	\$ 45,040,500
Pg.	Capital Improvement Projects					
128	Other Mains-Unforeseen Sanitary Sewers Projects	2,000,000	1,750,000	2,000,000	2,250,000	2,500,000
129	Sanitary Pipe Lining Program	1,400,000	719,000	741,000	764,000	787,000
130	Manhole Rehabilitation Program	205,000	212,000	219,000	226,000	233,000
131	Future Interceptors	75,000	75,000	75,000	75,000	75,000
132	Inflow and Infiltration Reduction Program	50,000	50,000	50,000	50,000	50,000
133	Water Reclamation Facility Expansion	87,500,000	11,375,000	8,152,000	35,004,000	38,405,000
134	Pump Station 240 Capacity Improvements	6,100,000	-	-	-	-
135	ESSS Basin 18C Sanitary Sewer Extension	1,850,000	-	-	-	-
136	Pump Station Improvements	3,400,000	1,000,000	-	-	-
137	Basin 33 Sanitary Sewer Extension	520,000	-	-	-	-
138	Basin 15 Sanitary Sewer Extension	274,000	2,466,000	-	-	-
139	Basin 17 Sanitary Sewer Extension	1,479,000	-	-	-	-
140	South Side Interceptor Replacement	1,782,000	-	-	-	-
141	Gravity Thickener Mechanism Replacement	1,280,000	-	-	-	-
142	Building Improvements	1,600,000	-	-	-	123,000
	Other Public Works Projects					
8	Neighborhood Street Rehabilitation Program	268,000	276,000	284,000	294,000	303,000
10	Concrete Pavement Restoration	50,000	50,000	50,000	50,000	50,000
11	Arterial Intersection Improvements	25,000	25,000	25,000	25,000	25,000
13	Major Street Reconstruction	1,080,000	985,500	200,000	200,000	200,000
14	Arterial Street Improvements	125,000	125,000	125,000	125,000	125,000
15	Downtown Area - Street & Utility Improvements	720,000	500,000	500,000	230,000	230,000
17	Bridge Reconstruction Program	10,000	-	-	-	10,000
19	Railroad Crossing Improvements	10,000	10,000	10,000	10,000	10,000
20	School District/ Park Site Coordination	10,000	10,000	10,000	10,000	10,000
21	SDDOT Project Coordination	25,000	25,000	25,000	25,000	25,000
24	Arrowhead Parkway Improvements	-	-	10,000	-	-
25	85th Street & I29 Improvements	125,000	-	-	-	-
27	41st Street and I29 Improvements	1,500,000	-	-	-	-
28	49th Street Extension	-	-	20,000	-	-
33	Benson Road and I229 Area Improvements	-	50,000	-	-	-
34	Cliff Avenue and I229 Area Improvements	-	-	-	525,000	-
35	Minnesota Ave & I229 Area Improvements	10,000	-	-	-	-
36	South Veterans Parkway Improvements	25,000	-	-	-	-
85	Drainage Improvements in Developing Areas	500,000	-	500,000	-	150,000

WATER RECLAMATION (CONT.)

Capital Program		2022	2023	2024	2025	2026
88	Drainage Improvements in Existing Areas	162,000	280,000	200,000	206,000	213,000
118	Citywide Water Main Replacement	955,000	984,000	1,015,000	1,045,000	1,077,000
Total Capital Improvement Projects		\$ 115,115,000	\$ 20,967,500	\$ 14,211,000	\$ 41,114,000	\$ 44,601,000
Capital Equipment (R=Replace, N=New)						
	R Analyzer, Microwave	-	22,000	-	-	-
	N Blower	-	-	700,000	-	-
	N Cake Applicator, Dewatering	-	-	100,000	-	-
	R Communications Devices, Two-Way	10,000	-	-	12,500	12,500
	R Compressor, Pre-aeration (2)	40,000	-	-	-	-
	R Conference Presentation System	30,000	-	-	-	-
	R Crane (3)	-	-	25,000	-	50,000
	R Flowmeters	40,000	20,000	-	25,000	-
	R Generator, Portable (2)	-	-	-	-	117,500
	R Hoists (2)	-	-	-	-	95,000
	N Loader, Front End	285,000	-	-	-	-
	N Manhole Cutter	30,000	-	-	-	-
	R Meter, Destiny	30,000	-	-	-	-
	R Mower	-	-	24,000	-	22,000
	R Pumps	30,000	-	-	35,000	-
	R Pumps, PS15	-	-	150,000	-	-
	R Pumps, RDT	-	-	824,000	-	-
	R Pump, Trash (4)	-	-	120,000	-	-
	R Pump, VFD (3)	-	-	-	120,000	-
	R SCADA Equipment	22,000	100,000	25,000	25,000	100,000
	R Screening Tipping Trough	-	-	300,000	-	-
	N Tractor, Dewatering	-	-	250,000	-	-
	N Trailer, Live Bottom	110,000	-	125,000	-	-
	R Transporter/Camera	30,000	30,000	-	30,000	30,000
	N Trench Box	12,500	-	-	17,500	-
	N Tripods	12,500	12,500	12,500	12,500	12,500
	N Truck, Mixer	125,000	-	-	-	-
	R Valve/Actuators (7)	85,000 (4)	50,000	-	20,000	-
	N Van, CC TV	-	-	-	350,000	-
	N Van	25,000	-	-	-	-
	R VFD	25,000	100,000	-	25,000	-
Total Capital Equipment Program		\$ 942,000	\$ 334,500	\$ 2,655,500	\$ 672,500	\$ 439,500
Total Capital Program		\$ 116,057,000	\$ 21,302,000	\$ 16,866,500	\$ 41,786,500	\$ 45,040,500

SIoux FALLS CAPITAL IMPROVEMENT PROGRAM 2022-2026

PROJECT TITLE:

OTHER MAINS - UNFORESEEN SANITARY SEWER PROJECTS

PROJECT NO:

DEPARTMENT:

DEPARTMENT PROJECT PRIORITY:

23001

Water Reclamation

1

TOTAL PROJECT COST:

\$ 10,500,000

DESCRIPTION:

Unforeseen sanitary sewer projects, pipe oversizing costs and sanitary sewer rehabilitation.

JUSTIFICATION:

Funding for this project is used to address sanitary sewer repairs in the street overlay program and to address unforeseen issues.

FUNDING SOURCES	2022	2023	2024	2025	2026	TOTAL
User Fees	2,000,000	1,750,000	2,000,000	2,250,000	2,500,000	10,500,000
						0
TOTAL	2,000,000	1,750,000	2,000,000	2,250,000	2,500,000	10,500,000

OPERATIONAL BUDGET IMPACT

\$275 per inch diameter of sewer added.

WATER RECLAMATION

SIoux FALLS CAPITAL IMPROVEMENT PROGRAM 2022–2026

PROJECT TITLE:

SANITARY PIPE LINING PROGRAM

PROJECT NO:

23002

DEPARTMENT:

Water Reclamation

DEPARTMENT PROJECT PRIORITY:

2

TOTAL PROJECT COST:

\$ 4,701,000

DESCRIPTION:

Sanitary sewer pipe lining at various locations.

JUSTIFICATION:

Funding for this project will be used to line the sanitary sewer collection lines that have severe structural issues, root intrusion, and significant inflow and infiltration.

FUNDING SOURCES	2022	2023	2024	2025	2026	TOTAL
User Fees	1,400,000	719,000	741,000	764,000	787,000	4,411,000
Drainage Fees	50,000	60,000	60,000	60,000	60,000	290,000
TOTAL	1,450,000	779,000	801,000	824,000	847,000	4,701,000

OPERATIONAL BUDGET IMPACT

Cost Reduction

SIoux FALLS CAPITAL IMPROVEMENT PROGRAM 2022-2026

PROJECT TITLE:

MANHOLE REHABILITATION PROGRAM

PROJECT NO:

23003

DEPARTMENT:

Water Reclamation

DEPARTMENT PROJECT PRIORITY:

3

TOTAL PROJECT COST:

\$ 1,095,000

DESCRIPTION:

Manhole rehabilitation program.

JUSTIFICATION:

This project is used to address manholes that are structurally unsound and subject to infiltration and inflow.

FUNDING SOURCES	2022	2023	2024	2025	2026	TOTAL
User Fees	205,000	212,000	219,000	226,000	233,000	1,095,000
						0
TOTAL	205,000	212,000	219,000	226,000	233,000	1,095,000

OPERATIONAL BUDGET IMPACT

\$7,000 annual savings.

WATER RECLAMATION

SIoux FALLS CAPITAL IMPROVEMENT PROGRAM 2022–2026

PROJECT TITLE:

FUTURE INTERCEPTORS

PROJECT NO:

23004

DEPARTMENT:

Water Reclamation

DEPARTMENT PROJECT PRIORITY:

4

TOTAL PROJECT COST:

\$ 375,000

DESCRIPTION:

East side and west side future sanitary sewer trunk projects.

JUSTIFICATION:

This project is used to reimburse the construction of oversized sanitary sewer pipe in the east and west side sanitary sewer development areas.

WATER RECLAMATION

FUNDING SOURCES	2022	2023	2024	2025	2026	TOTAL
User Fees	75,000	75,000	75,000	75,000	75,000	375,000
						0
TOTAL	75,000	75,000	75,000	75,000	75,000	375,000

OPERATIONAL BUDGET IMPACT

\$275 per inch diameter mile of sewer added.

SIoux FALLS CAPITAL IMPROVEMENT PROGRAM 2022–2026

PROJECT TITLE:

INFLOW AND INFILTRATION REDUCTION PROGRAM

PROJECT NO:

23037

DEPARTMENT:

Water Reclamation

DEPARTMENT PROJECT PRIORITY:

5

TOTAL PROJECT COST:

\$ 250,000

DESCRIPTION:

Reduce infill and infiltration into the sanitary sewer mains.

JUSTIFICATION:

Reducing infill and infiltration saves treatment cost and delays capital cost to increase capacity.

FUNDING SOURCES	2022	2023	2024	2025	2026	TOTAL
User Fees	50,000	50,000	50,000	50,000	50,000	250,000
						0
TOTAL	50,000	50,000	50,000	50,000	50,000	250,000

OPERATIONAL BUDGET IMPACT

Cost Reduction

SIoux FALLS CAPITAL IMPROVEMENT PROGRAM 2022–2026

PROJECT TITLE:

WATER RECLAMATION FACILITY EXPANSION

PROJECT NO:

23043

DEPARTMENT:

Water Reclamation

DEPARTMENT PROJECT PRIORITY:

6

TOTAL PROJECT COST:

\$ 180,436,000

DESCRIPTION:

Complete improvements for Phase 1 and Phase 1A per the Water Reclamation Master Plan; liquid process improvements, solids handling improvements, aeration and hydraulics improvements, and high and medium priority reliability projects; design and construct (22-23). Phase 2, continue on with projects needed; design and construct (24-26).

JUSTIFICATION:

Water Reclamation Facility must be expanded to meet future regulations and population growth. The Water Reclamation Master Plan was completed in 2018 and made recommendations for numerous projects to be implemented over the next twenty years to improve efficiency and increase the facility capacity from 21 million gallons per day (MGD) to 30.1 MGD.

WATER RECLAMATION

FUNDING SOURCES	2022	2023	2024	2025	2026	TOTAL
State Loans	87,500,000	11,375,000	8,152,000	35,004,000	38,405,000	180,436,000
						0
TOTAL	87,500,000	11,375,000	8,152,000	35,004,000	38,405,000	180,436,000

OPERATIONAL BUDGET IMPACT

Operation and maintenance increase

SIoux FALLS CAPITAL IMPROVEMENT PROGRAM 2022–2026

PROJECT TITLE:

PUMP STATION 240 CAPACITY IMPROVEMENTS

PROJECT NO:

23045

DEPARTMENT:

Water Reclamation

DEPARTMENT PROJECT PRIORITY:

7

TOTAL PROJECT COST:

\$ 6,100,000

DESCRIPTION:

Install a new 36-inch diameter force main from Pump Station 240 to the Water Reclamation Facility, pump station improvements and equalization; design and construct (22).

JUSTIFICATION:

This additional force main is recommended in the 2017 Master Plan.

FUNDING SOURCES	2022	2023	2024	2025	2026	TOTAL
User Fees	6,100,000					6,100,000
						0
TOTAL	6,100,000	0	0	0	0	6,100,000

OPERATIONAL BUDGET IMPACT

\$200,000 per year energy costs.

WATER RECLAMATION

SIoux FALLS CAPITAL IMPROVEMENT PROGRAM 2022–2026

PROJECT TITLE:

ESSS BASIN 18C SANITARY SEWER EXTENSION

PROJECT NO:

23032

DEPARTMENT:

Water Reclamation

DEPARTMENT PROJECT PRIORITY:

8

TOTAL PROJECT COST:

\$ 1,850,000

DESCRIPTION:

Extend sanitary sewer for ESSS Basin 18C along Arrowhead Parkway from Six Mile Road to Veterans Parkway; design and construct (22).

JUSTIFICATION:

This project will extend sanitary sewer from Veterans Parkway to Six Mile Road to meet the development needs on the east side of the City.

WATER RECLAMATION

FUNDING SOURCES	2022	2023	2024	2025	2026	TOTAL
User Fees	1,850,000					1,850,000
						0
TOTAL	1,850,000	0	0	0	0	1,850,000

OPERATIONAL BUDGET IMPACT

\$275/Inch Diameter of Mile of Pipe Added

SIoux FALLS CAPITAL IMPROVEMENT PROGRAM 2022–2026

PROJECT TITLE:

PUMP STATION IMPROVEMENTS

PROJECT NO:

23044

DEPARTMENT:

Water Reclamation

DEPARTMENT PROJECT PRIORITY:

9

TOTAL PROJECT COST:

\$ 4,400,000

DESCRIPTION:

Miscellaneous improvements including structural, electrical, HVAC, roof, flood control, and hydraulics when necessary at various lift stations; design and construct (22-23).

JUSTIFICATION:

This project is needed to ensure the lift stations are being maintained and operate efficiently. In addition, there are lift stations prone to flooding and they need to be protected.

WATER RECLAMATION

FUNDING SOURCES	2022	2023	2024	2025	2026	TOTAL
User Fees	3,400,000	1,000,000				4,400,000
						0
TOTAL	3,400,000	1,000,000	0	0	0	4,400,000

OPERATIONAL BUDGET IMPACT

No effect

SIOUX FALLS CAPITAL IMPROVEMENT PROGRAM 2022–2026

PROJECT TITLE:

BASIN 33 SANITARY SEWER EXTENSION-PHASE 2

PROJECT NO:

23040

DEPARTMENT:

Water Reclamation

DEPARTMENT PROJECT PRIORITY:

10

TOTAL PROJECT COST:

\$ 520,000

DESCRIPTION:

Extend force main to Water Reclamation facility to provide high strength waste water services to the northwest part of the City in Basin 33; design (22).

JUSTIFICATION:

This project is needed to provide high strength waste water service to the northwest part of the City in Basin 33.

WATER RECLAMATION

FUNDING SOURCES	2022	2023	2024	2025	2026	TOTAL
User Fees	520,000					520,000
						0
TOTAL	520,000	0	0	0	0	520,000

OPERATIONAL BUDGET IMPACT

\$240,000 per year conveyance

SIoux FALLS CAPITAL IMPROVEMENT PROGRAM 2022-2026

PROJECT TITLE:

BASIN 15 SANITARY SEWER EXTENSION

PROJECT NO:

23034

DEPARTMENT:

Water Reclamation

DEPARTMENT PROJECT PRIORITY:

11

TOTAL PROJECT COST:

\$ 2,740,000

DESCRIPTION:

Extend sanitary sewer from 12th Street and Ellis Road south to 26th Street; design (22), construct (23).

JUSTIFICATION:

This project is needed to serve future development on the west side of city.

FUNDING SOURCES	2022	2023	2024	2025	2026	TOTAL
User Fees	274,000	2,466,000				2,740,000
						0
TOTAL	274,000	2,466,000	0	0	0	2,740,000

OPERATIONAL BUDGET IMPACT

\$275/Inch Diameter of Mile of Pipe Added

WATER RECLAMATION

SIoux FALLS CAPITAL IMPROVEMENT PROGRAM 2022–2026

PROJECT TITLE:

BASIN 17 SANITARY SEWER EXTENSION-PHASE 2

PROJECT NO:

23046

DEPARTMENT:

Water Reclamation

DEPARTMENT PROJECT PRIORITY:

12

TOTAL PROJECT COST:

\$ 1,479,000

DESCRIPTION:

Extend gravity sanitary sewer from Basin 17 on the east side of the City in Benson Road and Sycamore Avenue area; construct (22).

JUSTIFICATION:

This project is needed to provide sanitary sewer service for the industrial park growth on the northeast side of the City.

WATER RECLAMATION

FUNDING SOURCES	2022	2023	2024	2025	2026	TOTAL
User Fees	1,479,000					1,479,000
						0
TOTAL	1,479,000	0	0	0	0	1,479,000

OPERATIONAL BUDGET IMPACT

\$275 per inch diameter mile of sewer added.

SIoux FALLS CAPITAL IMPROVEMENT PROGRAM 2022–2026

PROJECT TITLE:

SOUTH SIDE INTERCEPTOR REPLACEMENT

PROJECT NO:

23047

DEPARTMENT:

Water Reclamation

DEPARTMENT PROJECT PRIORITY:

13

TOTAL PROJECT COST:

\$ 1,782,000

DESCRIPTION:

Remove and replace concrete pipe from 18th Street and River Boulevard to 34th Street and Blauvelt Avenue; construct (22).

JUSTIFICATION:

This project will remove and replace existing reinforced concrete pipe that is oversized and extremely deteriorated.

FUNDING SOURCES	2022	2023	2024	2025	2026	TOTAL
User Fees	1,782,000					1,782,000
						0
TOTAL	1,782,000	0	0	0	0	1,782,000

OPERATIONAL BUDGET IMPACT

Cost Reduction

WATER RECLAMATION

SIoux FALLS CAPITAL IMPROVEMENT PROGRAM 2022–2026

PROJECT TITLE:

GRAVITY THICKENER MECHANISM REPLACEMENT

PROJECT NO:

23049

DEPARTMENT:

Water Reclamation

DEPARTMENT PROJECT PRIORITY:

14

TOTAL PROJECT COST:

\$ 1,280,000

DESCRIPTION:

Replace the original thickener scraper arms/blades and drives in the gravity thickeners. Design and construct (22).

JUSTIFICATION:

The original thickeners were constructed with the Water Reclamation Facility and are aged and in need of replacement.

WATER RECLAMATION

FUNDING SOURCES	2022	2023	2024	2025	2026	TOTAL
User Fees	1,280,000				0	1,280,000
						0
TOTAL	1,280,000	0	0	0	0	1,280,000

OPERATIONAL BUDGET IMPACT

No effect

SIoux FALLS CAPITAL IMPROVEMENT PROGRAM 2022–2026

PROJECT TITLE:

BUILDING IMPROVEMENTS

PROJECT NO:

23050

DEPARTMENT:

Water Reclamation

DEPARTMENT PROJECT PRIORITY:

15

TOTAL PROJECT COST:

\$ 1,723,000

DESCRIPTION:

Improve the administration building entrance, locker rooms, and staff offices at the Water Reclamation Facility, design and construct (22); add equipment storage building near the equalization basins at Cliff Ave and Chambers Street, design (26).

JUSTIFICATION:

This project will Improve workspaces at the plant needed to enhance employee and customer experience. The new building will house emergency pumping equipment to improve emergency response time, maintenance equipment, and support equipment as necessary.

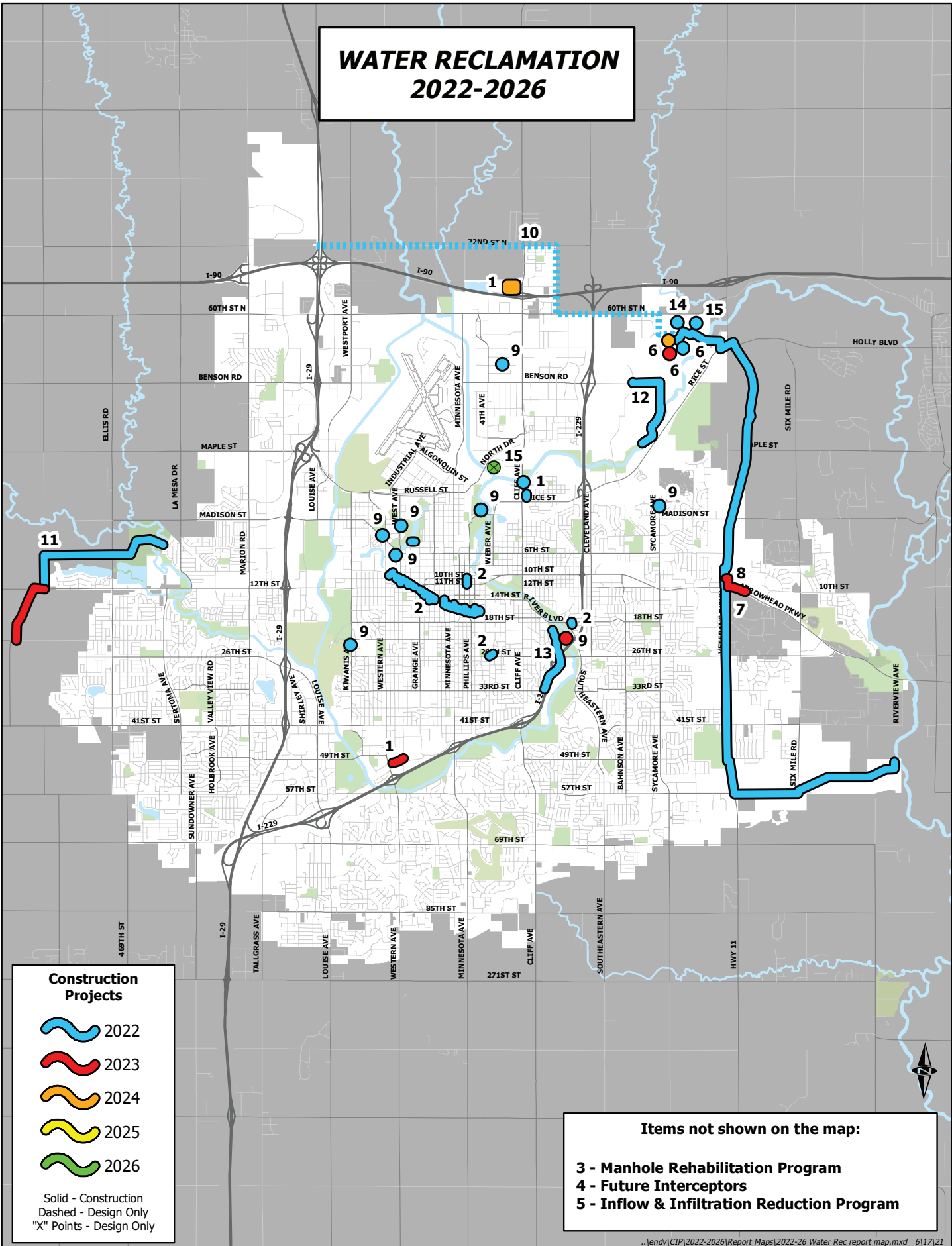
WATER RECLAMATION

FUNDING SOURCES	2022	2023	2024	2025	2026	TOTAL
User Fees	1,600,000				123,000	1,723,000
						0
TOTAL	1,600,000	0	0	0	123,000	1,723,000

OPERATIONAL BUDGET IMPACT

No effect

WATER RECLAMATION 2022-2026



Construction Projects

- 2022
- 2023
- 2024
- 2025
- 2026

Solid - Construction
Dashed - Design Only
"X" Points - Design Only

Items not shown on the map:

- 3 - Manhole Rehabilitation Program**
- 4 - Future Interceptors**
- 5 - Inflow & Infiltration Reduction Program**



2022	\$ 1.1M
2023	\$ 1.0M
2024	\$ 1.0M
2025	\$ 0.9M
2026	\$ 1.0M

\$5.0M

INTERNAL SERVICE FUND 848

CENTRALIZED FACILITIES



Capital Program	2022	2023	2024	2025	2026
Sources					
<i>Service Fees</i>	1,101,949	952,518	1,018,894	924,767	975,014
Total Capital Sources	\$ 1,101,949	\$ 952,518	\$ 1,018,894	\$ 924,767	\$ 975,014
Pg. Capital Improvement Projects					
145 <i>Centralized Facilities Improvements</i>	945,949	885,518	1,005,894	891,767	900,014
Total Capital Improvement Projects	\$ 945,949	\$ 885,518	\$ 1,005,894	\$ 891,767	\$ 900,014
Capital Equipment (R=Replace, N=New)					
<i>R Lift, Aerial</i>	-	-	-	20,000	-
<i>N Pickup</i>	-	55,000	-	-	-
<i>R Pickup (2)</i>	120,000	-	-	-	-
<i>R Scrubber, Auto Ride On (5)</i>	11,000 (1)	-	13,000	13,000	39,000
<i>N Truck</i>	-	-	-	-	36,000
<i>N Uninterrupted Power Supply</i>	25,000	-	-	-	-
<i>R Vacuum, Ride-On</i>	-	12,000	-	-	-
Total Capital Equipment Program	\$ 156,000	\$ 67,000	\$ 13,000	\$ 33,000	\$ 75,000
Total Capital Program	\$ 1,101,949	\$ 952,518	\$ 1,018,894	\$ 924,767	\$ 975,014

PROJECT TITLE:

CENTRALIZED FACILITIES IMPROVEMENTS

PROJECT NO:

06012

DEPARTMENT:

Centralized Facilities

DEPARTMENT PROJECT PRIORITY:

1

TOTAL PROJECT COST:

\$ 4,629,142

DESCRIPTION:

This project ensures City-owned buildings are proactively managed and maintained through upgrades, improvements, renovations, and expansions. This strategy provides for safe, secure, and efficient buildings, while focusing on the longevity and usefulness of each facility. This may include: heating and air conditioning (HVAC), mechanical systems, electrical distribution, plumbing distribution, fire alarm and protection, network connectivity, concrete, pavement, renovations, and expansions.

JUSTIFICATION:

Below is the current upgrade and improvement plan necessary to maintain the operating condition, safety, and longevity of City facilities. Timing of projects are subject to change based on priority needs.

HVAC Projects: Fire Stations

Concrete and Pavement: LEC and Streets Campuses

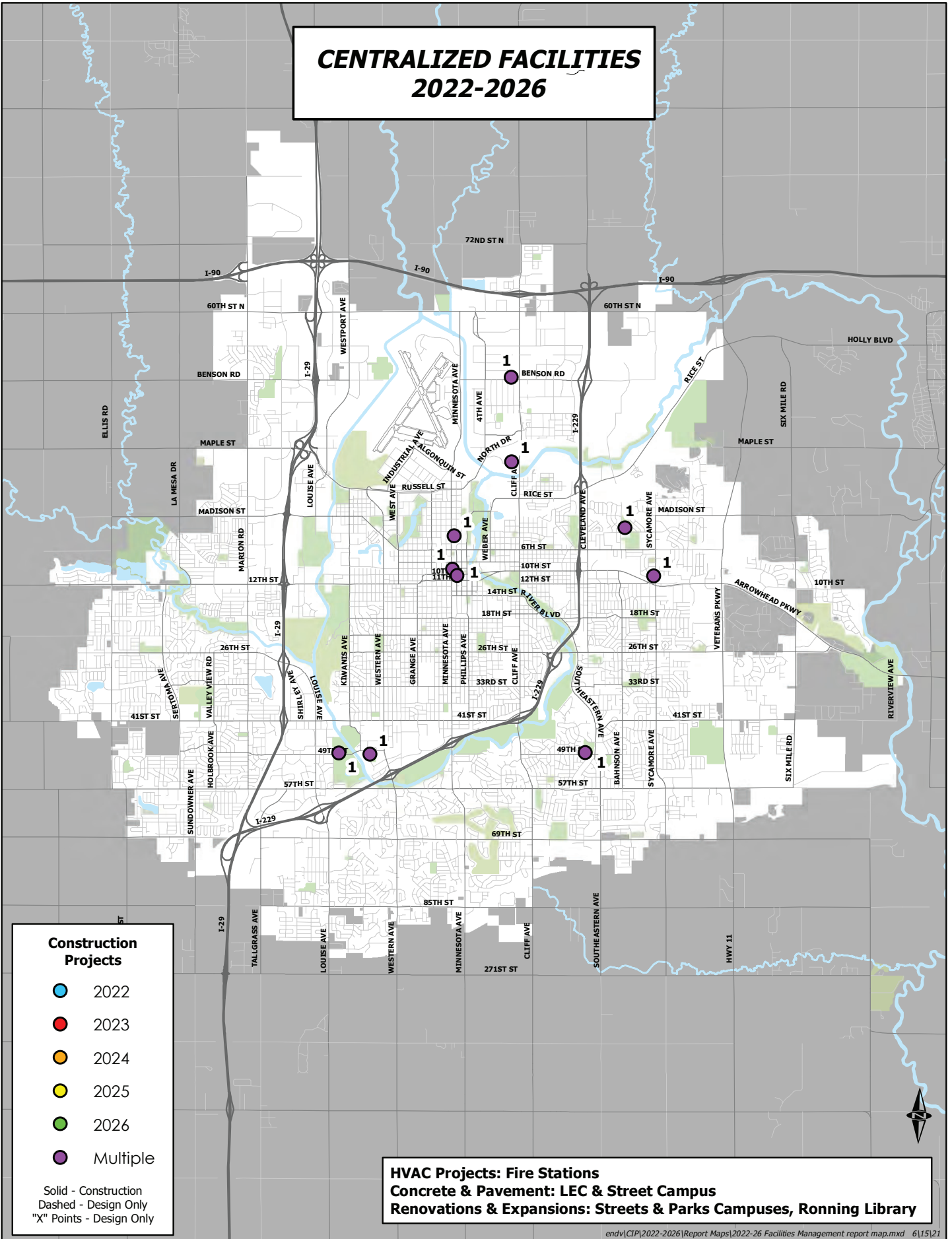
Renovations & Expansions: Streets & Parks Campuses, Ronning Library

FUNDING SOURCES	2022	2023	2024	2025	2026	TOTAL
Service Fees	945,949	885,518	1,005,894	891,767	900,014	4,629,142
						0
TOTAL	945,949	885,518	1,005,894	891,767	900,014	4,629,142

OPERATIONAL BUDGET IMPACT

CENTRALIZED FACILITIES

CENTRALIZED FACILITIES 2022-2026



Construction Projects

- 2022
- 2023
- 2024
- 2025
- 2026
- Multiple

Solid - Construction
Dashed - Design Only
"X" Points - Design Only

HVAC Projects: Fire Stations
Concrete & Pavement: LEC & Street Campus
Renovations & Expansions: Streets & Parks Campuses, Ronning Library

This page intentionally left blank.



2022	\$ 6.4M
2023	\$ 7.1M
2024	\$ 3.3M
2025	\$ 6.4M
2026	\$ 7.1M

\$30.3M

INTERNAL SERVICE FUND 851

FLEET

Capital Program		2022	2023	2024	2025	2026
Sources						
	Service Fees	6,353,200	7,129,900	3,262,100	6,417,400	7,126,500
Total Capital Sources		\$ 6,353,200	\$ 7,129,900	\$ 3,262,100	\$ 6,417,400	\$ 7,126,500
Pg. Capital Improvement Projects						
150	Underground Storage Tanks	585,000	305,000	645,000	-	-
151	Maintenance Shop Improvements	168,000	-	-	-	-
Total Capital Improvement Projects		\$ 753,000	\$ 305,000	\$ 645,000	\$ -	\$ -
Capital Equipment (R=Replace, N=New)						
	R Asphalt Hauler	75,000	-	-	-	-
	R Compactor (3)	1,075,000 (1)	1,075,000	-	-	1,100,000
	R Crane	-	-	20,000	-	-
	R Digger	-	-	-	295,000	-
	R Dozer (4)	950,000 (1)	950,000	-	950,000	1,100,000
	R Excavator (3)	-	700,000	-	87,900	-
	R Front End Loader (4)	375,000 (1)	-	250,000	50,000	650,000
	N Fuel System	-	15,000	-	-	-
	R Hydroseeder	-	-	-	-	100,000
	R Lift	-	-	-	-	80,000
	R Monitoring, Remote (3)	-	30,000	-	-	-
	R Mower	-	15,000	-	-	-
	R Oil Distributor	-	-	-	250,000	-
	R Pickup (24)	123,000 (2)	132,000	331,000	181,500	128,500
	R Power Unit	-	-	-	18,000	-
	R Pump, Trash 6"	-	30,000	-	-	-
	R Roller (2)	210,000	-	-	-	-
	R Roll Cat	-	40,000	-	-	-
	R Sandbagger	-	25,000	-	-	-
	R Sander (26)	910,000 (7)	780,000	798,000	1,505,000	910,000
	R Scraper	-	-	-	-	1,100,000
	R Screen, Trommel	-	244,000	-	-	-
	R Sedan (3)	-	24,000	49,000	-	-
	R Side Broom	75,000	-	-	-	-
	R Skidloader	100,000	-	-	-	-
	R Skidsteer (3)	150,000 (2)	-	93,000	-	-
	R Snowblower (4)	-	450,000	-	-	240,000
	R SUV	-	32,500	-	-	-

FLEET (CONT.)

Capital Program	2022	2023	2024	2025	2026
<i>R Sweeper (4)</i>	610,000 (2)	-	-	560,000	-
<i>R Sweeper, Floor</i>	15,000	-	-	-	-
<i>R Toolcat (2)</i>	-	150,000	-	-	-
<i>R Tractor (6)</i>	-	95,000	290,000	-	440,000
<i>R Trailer</i>	-	-	-	100,000	-
<i>R Trailer, Side Dump (2)</i>	-	-	200,000	-	-
<i>R Truck (17)</i>	150,000 (1)	70,000	200,000	280,000	443,000
<i>R Truck, Bucket (2)</i>	-	-	325,000	-	-
<i>R Truck, Dump (8)</i>	-	1,285,000	-	600,000	210,000
<i>R Truck, Flusher</i>	-	300,000	-	-	-
<i>R Truck w/ Jet Vacuum (4)</i>	425,000 (1)	-	-	775,000	425,000
<i>R Truck, Hook (2)</i>	-	-	-	90,000	170,000
<i>R Truck, Semi (2)</i>	-	155,000	-	-	-
<i>R Truck, TV Van</i>	280,000	-	-	300,000	-
<i>R Utility Vehicle (5)</i>	25,000 (1)	40,000	7,500	-	30,000
<i>R Van (7)</i>	52,200 (2)	96,400	53,600	-	-
<i>R Van, Sewer Inspection</i>	-	47,000	-	-	-
<i>R Vehicle Lubricant System</i>	-	44,000	-	-	-
<i>R Wheel Loader</i>	-	-	-	375,000	-
Total Capital Equipment Program	\$ 5,600,200	\$ 6,824,900	\$ 2,617,100	\$ 6,417,400	\$ 7,126,500
Total Capital Program	\$ 6,353,200	\$ 7,129,900	\$ 3,262,100	\$ 6,417,400	\$ 7,126,500

SIOUX FALLS CAPITAL IMPROVEMENT PROGRAM 2022–2026

PROJECT TITLE:

UNDERGROUND STORAGE TANKS

PROJECT NO:

DEPARTMENT:

DEPARTMENT PROJECT PRIORITY:

24012

Fleet Revolving

1

TOTAL PROJECT COST:

\$ 1,535,000

DESCRIPTION:

Replace existing underground fuel storage tanks with new tanks and equipment, design and construct (22-24).

JUSTIFICATION:

Underground Storage Tanks have reached end of life cycle. Larger tanks are required to address future fueling business objectives.

FUNDING SOURCES	2022	2023	2024	2025	2026	TOTAL
Service Fees	585,000	305,000	645,000			1,535,000
						0
TOTAL	585,000	305,000	645,000	0	0	1,535,000

OPERATIONAL BUDGET IMPACT

No Impact

FLEET

SIoux FALLS CAPITAL IMPROVEMENT PROGRAM 2022–2026

PROJECT TITLE:

MAINTENANCE SHOP IMPROVEMENTS

PROJECT NO:

24013

DEPARTMENT:

Fleet Revolving

DEPARTMENT PROJECT PRIORITY:

2

TOTAL PROJECT COST:

\$ 298,000

DESCRIPTION:

Renovation of 2,400 sq ft of existing garage building cold storage space at the Sanitary Landfill to new work and locker room space and including furnishings; design and construct (22).

JUSTIFICATION:

The project is coordinated between the Fleet and Landfill Divisions of Public Works. The project is needed to renew the building and serve as quality Fleet support space.

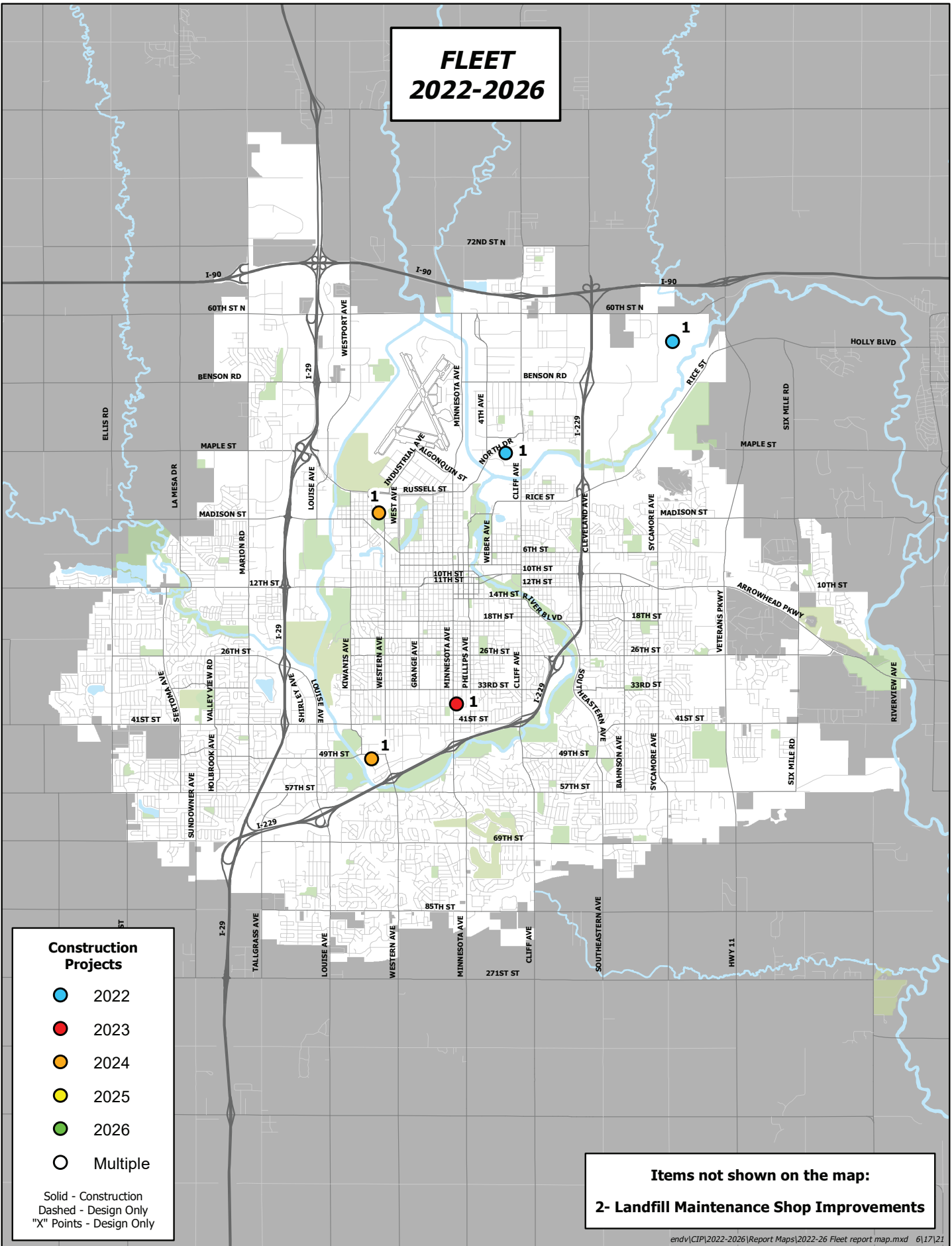
FUNDING SOURCES	2022	2023	2024	2025	2026	TOTAL
Service Fees	168,000					168,000
User Fees Landfill	130,000					130,000
TOTAL	298,000	0	0	0	0	298,000

OPERATIONAL BUDGET IMPACT

No impact

FLEET

FLEET 2022-2026



Construction Projects

- 2022
- 2023
- 2024
- 2025
- 2026
- Multiple

Solid - Construction
 Dashed - Design Only
 "X" Points - Design Only

Items not shown on the map:
2- Landfill Maintenance Shop Improvements

This page intentionally left blank.



INTERNAL SERVICE FUND 857

REVOLVING TECHNOLOGY

Capital Program Sources	2022	2023	2024	2025	2026
<i>Service Fees</i>	1,400,000	1,400,000	1,400,000	1,400,000	1,400,000
Total Capital Sources	\$ 1,400,000	\$ 1,400,000	\$ 1,400,000	\$ 1,400,000	\$ 1,400,000
Capital Equipment (R=Replace, N=New)					
<i>R Servers, Blades and Storage</i>	700,000	752,500	875,000	875,000	805,000
<i>R Switches, Routers & Equipment</i>	300,000	322,500	375,000	375,000	345,000
<i>R Wireless Network Infrastructure</i>	400,000	325,000	150,000	150,000	250,000
Total Capital Equipment Program	\$ 1,400,000	\$ 1,400,000	\$ 1,400,000	\$ 1,400,000	\$ 1,400,000
Total Capital Program	\$ 1,400,000	\$ 1,400,000	\$ 1,400,000	\$ 1,400,000	\$ 1,400,000

This page intentionally left blank.

APPENDIXES

CAPITAL PLAN SUMMARY

2022-2026 Capital Program (Capital Improvements & Capital Equipment)

Funding Sources	2022	2023	2024	2025	2026	Total
Sales/Use Tax	\$ 58,938,251	\$ 62,304,569	\$ 62,581,925	\$ 67,140,491	\$ 72,129,000	\$ 323,094,236
Platting Fees	3,420,000	3,480,000	3,540,000	3,600,000	3,660,000	17,700,000
User Fees	51,421,000	32,775,000	27,664,000	23,175,500	26,149,000	161,184,500
Internal Service Fees	8,855,149	9,482,418	5,680,994	8,742,167	9,501,514	42,262,242
State Loans	87,825,000	11,400,000	8,202,000	38,654,000	38,980,000	185,061,000
Storm Drainage Fees	8,500,000	9,985,000	8,437,000	7,702,000	9,954,000	44,578,000
Entertainment Tax	2,018,500	4,599,500	1,783,000	4,995,000	1,060,000	14,456,000
Transit Funds	4,540,000	110,000	1,160,000	90,000	143,500	6,043,500
Other Financing	17,314,200	3,230,000	3,190,000	1,080,000	1,080,000	25,894,200
Total Sources	\$ 242,832,100	\$ 137,366,487	\$ 122,238,919	\$ 155,179,158	\$ 162,657,014	\$ 820,273,678

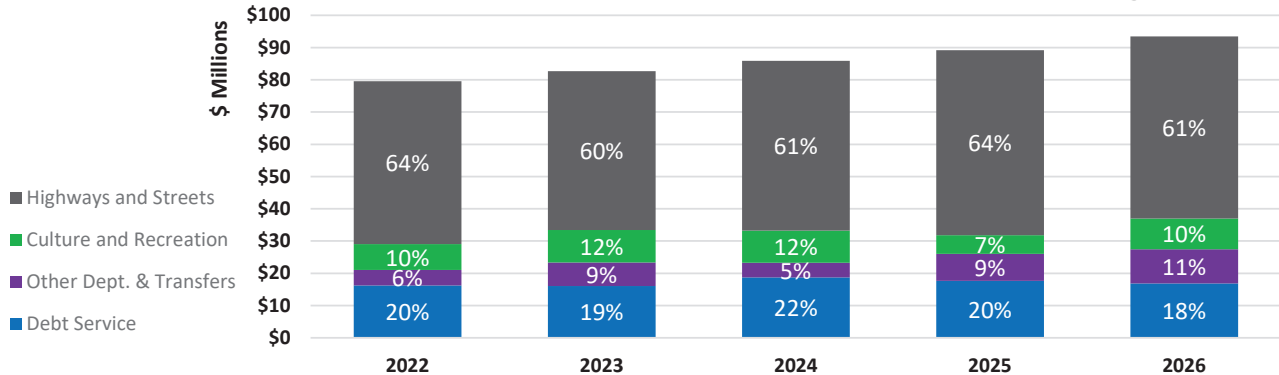
Funding Uses	2022	2023	2024	2025	2026	Total
Communications	\$ 37,500	\$ 382,500	\$ 160,000	\$ 195,000	\$ -	\$ 775,000
General Government	37,500	382,500	160,000	195,000	-	775,000
Fire	3,987,000	3,124,500	1,293,500	3,431,500	5,431,500	17,268,000
Police	1,535,000	1,994,000	1,010,000	2,864,000	3,218,000	10,621,000
Public Safety	5,522,000	5,118,500	2,303,500	6,295,500	8,649,500	27,889,000
Highways & Streets	60,210,851	52,425,419	55,597,640	58,340,491	57,505,000	284,079,401
Highways & Streets/Storm Drainage	8,825,000	10,010,000	8,487,000	11,352,000	10,529,000	49,203,000
Highways & Streets	69,035,851	62,435,419	64,084,640	69,692,491	68,034,000	333,282,401
Health	49,000	124,750	147,285	132,000	148,000	601,035
Ent. Venues/Events Complex	1,353,500	2,276,500	933,000	4,675,000	555,000	9,793,000
Ent. Venues/Orpheum	300,000	400,000	150,000	-	-	850,000
Ent. Venues/SF Stadium	50,000	9,000	-	-	-	59,000
Ent. Venues/Washington Pavilion	315,000	1,914,000	700,000	320,000	505,000	3,754,000
Parks & Recreation	11,219,500	9,099,000	9,185,000	5,082,500	8,651,500	43,237,500
Library	1,763,600	974,400	1,008,500	845,000	965,000	5,556,500
Culture & Recreation	15,001,600	14,672,900	11,976,500	10,922,500	10,676,500	63,250,000
Planning & Development Services	30,000	30,000	30,000	30,000	30,000	150,000
Transit	4,540,000	110,000	1,160,000	90,000	143,500	6,043,500
Public Parking	65,000	165,000	189,000	110,000	150,000	679,000
Electric Light	818,000	3,955,000	885,000	860,000	1,330,000	7,848,000
Sanitary Landfill	2,566,000	2,233,000	545,000	588,000	3,518,000	9,450,000
Water	20,255,000	17,355,000	18,210,500	15,735,000	15,435,500	86,991,000
Water Reclamation	116,057,000	21,302,000	16,866,500	41,786,500	45,040,500	241,052,500
Enterprise Funds	139,761,000	45,010,000	36,696,000	59,079,500	65,474,000	346,020,500
Facilities Management	1,101,949	952,518	1,018,894	924,767	975,014	\$ 4,973,142
Revolving Fleet	6,353,200	7,129,900	3,262,100	6,417,400	7,126,500	30,289,100
Revolving Technology	1,400,000	1,400,000	1,400,000	1,400,000	1,400,000	7,000,000
Internal Service Funds	8,855,149	9,482,418	5,680,994	8,742,167	9,501,514	42,262,242
Total Uses	\$ 242,832,100	\$ 137,366,487	\$ 122,238,919	\$ 155,179,158	\$ 162,657,014	\$ 820,273,678

SALES/USE TAX FUND 2022-2026 CAPITAL PROGRAM

Sources	2022	2023	2024	2025	2026	Total
Sales/Use Tax (2nd Penny)	\$76,036,148	\$79,077,593	\$82,240,697	\$85,530,326	\$89,806,842	\$412,691,606
Audits and Interest	750,000	750,000	750,000	750,000	750,000	3,750,000
Miscellaneous	200,000	200,000	200,000	200,000	200,000	1,000,000
Platting Fees	2,580,000	2,620,000	2,660,000	2,700,000	2,740,000	13,300,000
Other Financing	17,314,200	3,230,000	3,190,000	1,080,000	1,080,000	25,894,200
Total Sales Tax Fund Sources	\$ 96,880,348	\$ 85,877,593	\$ 89,040,697	\$ 90,260,326	\$ 94,576,842	\$ 456,635,806

Uses	2022	2023	2024	2025	2026	Total
Highways & Streets						
Capital Improvement Projects (CIP)	\$ 60,090,851	\$ 52,285,419	\$ 55,528,640	\$ 58,320,491	\$ 57,505,000	\$ 283,730,401
Capital Equipment (OCEP)	120,000	140,000	69,000	20,000	-	349,000
Total Highways & Streets	60,210,851	52,425,419	55,597,640	58,340,491	57,505,000	284,079,401
Culture & Recreation						
Parks and Recreation (CIP)	10,137,000	7,519,600	7,647,000	3,786,000	6,140,500	35,230,100
Parks and Recreation (OCEP)	1,082,500	1,579,400	1,538,000	1,296,500	2,511,000	8,007,400
Library (OCEP)	1,763,600	974,400	1,008,500	845,000	965,000	5,556,500
Total Culture & Recreation	12,983,100	10,073,400	10,193,500	5,927,500	9,616,500	48,794,000
Other Departments						
Fire (CIP)	2,597,000	-	100,000	800,000	3,300,000	6,797,000
Fire (OCEP)	1,390,000	3,124,500	1,193,500	2,631,500	2,131,500	10,471,000
Police (CIP)	-	-	-	1,600,000	2,000,000	3,600,000
Police (OCEP)	1,535,000	1,994,000	1,010,000	1,264,000	1,218,000	7,021,000
Public Health (OCEP)	49,000	124,750	147,285	132,000	148,000	601,035
Communications (OCEP)	37,500	382,500	160,000	195,000	-	775,000
Planning & Development Services (CIP)	30,000	30,000	30,000	30,000	30,000	150,000
Total Other Departments	5,638,500	5,655,750	2,640,785	6,652,500	8,827,500	29,415,035
Total Departmental Uses	78,832,451	68,154,569	68,431,925	70,920,491	75,949,000	362,288,436
Transfers						
Transit Transfer	750,000	750,000	750,000	750,000	750,000	3,750,000
Facilities Management Transfer	1,101,949	952,518	1,115,894	924,767	975,014	5,070,142
Total Transfers	1,851,949	1,702,518	1,865,894	1,674,767	1,725,014	8,820,142
Debt Service						
City Center Bond - General Government	1,804,300	1,801,700	1,803,350	1,804,350	1,803,750	9,017,450
Events Center Bonds - Entertainment	9,053,648	8,883,806	8,204,528	8,201,728	8,201,328	42,545,038
Quality of Life Bond - Culture & Recreation	1,840,500	1,839,750	1,835,250	763,490	-	6,278,990
Quality of Life III Bond - Culture & Recreation	-	-	3,400,000	3,400,000	3,400,000	10,200,000
Community One Bond- Public Safety	3,397,500	3,395,250	3,399,750	3,395,500	3,397,750	16,985,750
Other Debt Service	100,000	100,000	100,000	100,000	100,000	500,000
Total Debt Services	16,195,948	16,020,506	18,742,878	17,665,068	16,902,828	85,527,228
Total Sales/Use Tax Fund	\$ 96,880,348	\$ 85,877,593	\$ 89,040,697	\$ 90,260,326	\$ 94,576,842	\$ 456,635,806

Total Sales/Use Tax Fund Less Other Financing*



* Donations from outside sources for specific projects

SALES/USE TAX FUND

MAJOR CHANGES FROM 2021-2025 PLAN

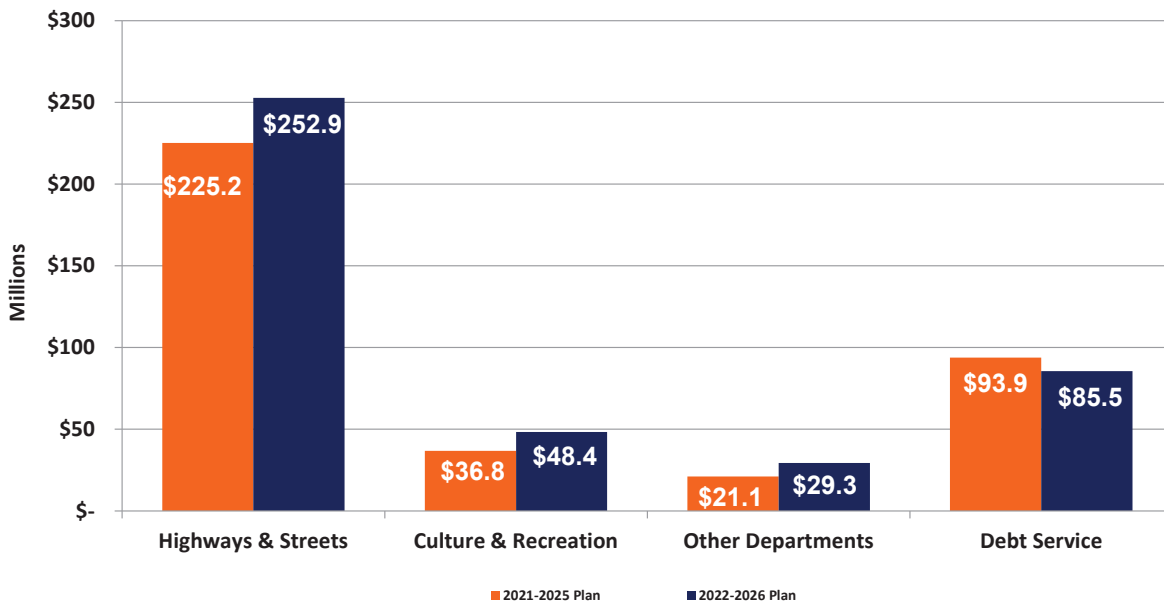
	2022	2023	2024	2025
Highways and Streets				
11086 Bridge Reconstruction Program <i>6th Street Bridge</i> <i>49th Street Bridge</i>	4,400,000		2,325,000	4,300,000
11014 Bridge and Retaining Wall Rehabilitation <i>Benson Rd and Sioux River Bridge Deck</i>	1,100,000			
11002 School District/Park Site Coordination <i>Widen Cliff Ave-Harrisburg Freshmen Academy</i>		1,890,000		
Fire				
09017 Public Safety Training Facility <i>Construction and purchase of Equipment (Amendment)</i>	2,500,000			
09018 Fire Digital Signage <i>Will use grant fund to complete in 2022</i>				(97,000)
09019 Fire HQ Remodel <i>Design Services for Remodel</i>			100,000	
Parks and Recreation				
14014 River Greenway Improvements <i>Low Head Dam and 3rd Phase (Amendment)</i>	5,000,000			
14079 Greenways/Trails <i>Bike Trail Trestle Bridge Study</i>	30,000			
<i>Big Sioux River (Lien Park to Bahnson)</i>	47,000	310,000		65,000
<i>Cherry Creek Phase #2</i>				200,000
<i>Underpass(Legacy, Minn Ave, Pasley, Elmen Trail)</i>		50,000	250,000	
<i>Southeastern Spur</i>				110,000
14080 Neighborhood Parks <i>Moved back Willow Ridge park</i>	(65,000)	(335,000)	400,000	
<i>Moved back Whispering Woods park</i>	(65,000)	(400,000)		65,000
<i>Park Development in underserved areas</i>			700,000	
14082 Community/Regional Park Improvements <i>Fitness Court at Rotary Park</i>	300,000			
<i>Tuthill Park Shop</i>	125,000			
<i>Arboretum Master Plan</i>	75,000			
<i>Potential Park Improvements</i>		1,400,000		
14081 Cyclic Park Infrastructure Improvements <i>Yankton Trail Road (SDDOT Coordination)</i>	585,000			
<i>Legacy Park & Farm Field Parking Expansion</i>	58,000	250,000		
<i>Moved up-Pasley, Upper Sherman and Spencer Parking</i>	52,000	360,000		
<i>Arboretum Bridge</i>		32,000	200,000	
<i>Moved Back - Menlo and Meldrum Courts</i>		(52,000)	(248,000)	300,000
<i>Moved Back - Terrace, Frank Olson and Linwood Courts</i>		(100,000)	(500,000)	600,000
<i>Tomar, Sertoma, Tuthill, Prairie Green Golf Course</i>				44,000
<i>Zoo</i>				27,000
14009 Aquatic Facilities Improvements <i>Moved up Frank Olson Park Pool Design</i>		675,000		(95,000)
<i>Moved up Kuehn Park Pool Design</i>		675,000		(95,000)
<i>Increased Design for McKennan Park Pool</i>		150,000		
<i>McKennan Park Pool Construction (funded by Bond)</i>			(2,000,000)	
14071 Parks Storage Facility <i>Moved up 49th Street Park Shop Campus Expansion</i>		285,600	1,618,400	(1,904,000)
<i>Family Park Shop Building</i>				64,000
14073 Elmwood Golf Course Clubhouse <i>Clubhouse and Cart Storage Design</i>		400,000		

SALES/USE TAX FUND 2022–2026 CAPITAL PROGRAM

(CASH BASIS)

Sales/Use Tax Plan-to-Plan Comparison (Debt/Transfers Unallocated to Departments)

	2021	2022	2023	2024	2025	2026	Total
Highways & Streets							
2022-2026 Plan	\$ -	\$ 47,963,651	\$ 46,630,419	\$ 49,912,640	\$ 54,615,491	\$ 53,740,000	\$252,862,201
2021-2025 Plan	40,217,130	42,338,651	44,740,419	47,687,640	50,210,491	-	225,194,331
Increase/(Decrease)		5,625,000	1,890,000	2,225,000	4,405,000		27,667,870
Culture & Recreation							
2022-2026 Plan	-	12,933,100	10,018,400	10,028,500	5,872,500	9,561,500	48,414,000
2021-2025 Plan	6,378,500	7,012,100	6,260,400	9,401,000	7,747,500	-	36,799,500
Increase/(Decrease)		5,921,000	3,758,000	627,500	(1,875,000)		11,614,500
Other Departments							
2022-2026 Plan	-	5,541,500	5,655,750	2,640,785	6,652,500	8,827,500	29,318,035
2021-2025 Plan	4,274,500	2,839,159	5,221,250	2,737,285	5,984,000	-	21,056,194
Increase/(Decrease)		2,702,341	434,500	(96,500)	668,500		8,261,841
Debt Service							
2022-2026 Plan	-	16,195,948	16,020,506	18,742,878	17,665,068	16,902,828	85,527,228
2021-2025 Plan	18,558,003	18,896,149	18,883,272	18,829,283	18,758,277	-	93,924,984
Increase/(Decrease)		(2,700,201)	(2,862,766)	(86,405)	(1,093,209)		(8,397,756)
Total Increase/(Decrease)	\$ -	\$ 11,548,140	\$ 3,219,734	\$ 2,669,595	\$ 2,105,291	\$ -	\$ 39,146,455



This page intentionally left blank.

2022-2026 Capital Program (Fund 253)

Sales Tax Fund (Fund 253)

Dept	PR	Description	Proj. #	2022-2026			2022			2022-2026			2023			2022-2026			2024			2022-2026			2025			2026			Total		
				Plan Amount	Changes	Request	Plan Amount	Changes	Request	Plan Amount	Changes	Request	Plan Amount	Changes	Request	Plan Amount	Changes	Request	Plan Amount	Changes	Request	Plan Amount	Changes	Request	Plan Amount	Changes	Request	Plan Amount	Changes	Request	Plan Amount	Changes	Request
11	1	Asphalt Street Rehabilitation Program	11079	5,900,635	-	5,900,635	6,119,129	-	6,119,129	6,395,000	-	6,395,000	6,590,000	-	6,590,000	6,865,000	-	6,865,000	31,869,764														
11	2	Neighborhood Street Rehabilitation Program	11073	2,259,310	-	2,259,310	2,445,000	-	2,445,000	2,548,000	-	2,548,000	2,650,000	-	2,650,000	2,765,000	-	2,765,000	12,667,310														
11	3	Surface Treatment Program	11074	1,650,000	-	1,650,000	1,700,000	-	1,700,000	1,770,000	-	1,770,000	1,850,000	-	1,850,000	1,925,000	-	1,925,000	8,895,000														
11	4	Concrete Pavement Restoration	11001	3,770,000	-	3,770,000	3,915,000	-	3,915,000	4,070,000	-	4,070,000	4,190,000	-	4,190,000	4,355,000	-	4,355,000	20,300,000														
11	5	Arterial Intersection Improvements	11012	800,000	-	800,000	1,000,000	-	1,000,000	1,115,000	-	1,115,000	1,730,000	-	1,730,000	2,730,000	-	2,730,000	7,375,000														
11	6	Bridge and Retaining Wall Rehabilitation	11014	450,000	1,100,000	1,550,000	475,000	-	475,000	575,000	-	575,000	600,000	-	600,000	600,000	-	600,000	3,800,000														
11	7	Major Street Reconstruction	11003	6,365,559	-	6,365,559	6,973,827	-	6,973,827	9,007,644	-	9,007,644	11,316,846	-	11,316,846	11,625,000	-	11,625,000	45,288,876														
11	8	Arterial Street Improvements	11006	9,062,753	-	9,062,753	9,133,463	-	9,133,463	9,037,996	-	9,037,996	9,638,645	-	9,638,645	10,500,000	-	10,500,000	47,372,857														
11	9	Downtown Area - Street & Utility Improvements	11007	1,300,000	-	1,300,000	1,500,000	-	1,500,000	1,725,000	-	1,725,000	1,955,000	-	1,955,000	1,955,000	-	1,955,000	8,435,000														
11	10	Right-Of-Way Acquisition and Restoration	11009	750,000	-	750,000	900,000	-	900,000	1,000,000	-	1,000,000	1,000,000	-	1,000,000	1,000,000	-	1,000,000	4,650,000														
11	11	Bridge Reconstruction Program	11086	6,000,000	4,400,000	10,400,000	400,000	-	400,000	1,000,000	2,325,000	3,325,000	1,500,000	4,300,000	5,800,000	3,250,000	-	3,250,000	23,175,000														
11	12	ADA Improvements	11018	900,000	-	900,000	1,200,000	-	1,200,000	1,650,000	-	1,650,000	2,200,000	-	2,200,000	2,200,000	-	2,200,000	8,150,000														
11	13	Railroad Crossing Improvements	11011	65,000	-	65,000	80,000	-	80,000	80,000	-	80,000	80,000	-	80,000	95,000	-	95,000	400,000														
11	14	School District/Park Site Coordination	11002	175,000	-	175,000	175,000	1,890,000	2,065,000	215,000	-	215,000	215,000	-	215,000	215,000	-	215,000	2,885,000														
11	15	SDDOT Project Coordination	11013	140,000	(100,000)	40,000	140,000	-	140,000	195,000	-	195,000	195,000	-	195,000	195,000	-	195,000	765,000														
11	16	Traffic Signal Improvements	11010	234,000	-	234,000	234,000	-	234,000	280,000	-	280,000	280,000	-	280,000	380,000	-	380,000	1,408,000														
11	17	Communications Network Upgrade	11008	225,000	100,000	325,000	225,000	-	225,000	250,000	-	250,000	250,000	-	250,000	400,000	-	400,000	1,450,000														
11	18	Arrowhead Parkway Improvements	11064	-	-	-	-	-	-	3,150,000	-	3,150,000	-	-	-	-	-	-	3,150,000														
11	19	85th St & I-29 Improvements	11017	-	50,000	50,000	-	-	-	-	-	-	-	-	-	-	-	-	50,000														
11	20	Veterans Parkway Construction	11067	100,000	-	100,000	100,000	-	100,000	100,000	-	100,000	100,000	-	100,000	100,000	-	100,000	500,000														
11	22	49th Street Extension	11029	100,000	-	100,000	1,000,000	-	1,000,000	1,000,000	-	1,000,000	1,500,000	-	1,500,000	-	-	-	3,600,000														
11	23	Street Lights in Developed Areas	11027	446,394	-	446,394	370,000	-	370,000	470,000	-	470,000	470,000	-	470,000	500,000	-	500,000	2,256,394														
11	24	LED Street Light Upgrade Program	11030	540,000	-	540,000	540,000	-	540,000	650,000	-	650,000	650,000	-	650,000	750,000	-	750,000	3,130,000														
11	25	Pedestrian & Bicycle Improvements	11075	250,000	-	250,000	300,000	-	300,000	325,000	-	325,000	325,000	-	325,000	325,000	-	325,000	1,525,000														
11	26	Salt Storage Facility	11088	110,000	-	110,000	1,775,000	-	1,775,000	-	-	-	-	-	-	-	-	-	1,885,000														
11	27	Benson Road and I229 Area Improvements	11098	-	-	-	50,000	-	50,000	-	-	-	-	-	-	-	-	-	50,000														
11	28	Cliff Avenue and I229 Area Improvements	11100	-	-	-	100,000	-	100,000	100,000	-	100,000	-	-	-	-	-	-	200,000														
11	29	Minnesota Avenue and I229 Area Improvements	11099	-	-	-	100,000	-	100,000	100,000	(100,000)	-	-	100,000	100,000	-	100,000	200,000															
11		Drainage Improvement in Existing Areas	11023	200,000	-	200,000	250,000	-	250,000	275,000	-	275,000	300,000	-	300,000	325,000	-	325,000	1,350,000														
20		Light and Power Campus Enhancements	20005	-	-	-	2,900,000	-	2,900,000	-	-	-	-	-	-	-	-	-	2,900,000														
20		Pole Improvement Program	20006	50,000	50,000	100,000	100,000	-	100,000	100,000	-	100,000	150,000	-	150,000	200,000	-	200,000	650,000														
22		Citywide Water Main Replacement	22003	400,000	-	400,000	400,000	-	400,000	435,000	-	435,000	460,000	-	460,000	485,000	-	485,000	2,180,000														
Total Highways & Streets CIP				\$ 42,243,651	\$ 5,600,000	\$ 47,843,651	\$ 44,600,419	\$ 1,890,000	\$ 46,490,419	\$ 47,618,640	\$ 2,225,000	\$ 49,843,640	\$ 50,195,491	\$ 4,400,000	\$ 54,595,491	\$ 53,740,000	\$ 252,513,201																
9	2	Fire Land Acquisition	09008	-	-	-	-	-	-	-	-	-	-	-	300,000	-	300,000	300,000															
9	3	Fire Station #13	09016	-	-	-	-	-	-	-	-	260,000	40,000	300,000	3,000,000	-	3,000,000	3,300,000															
9	4	Fire Digital Signage	09018	-	-	-	-	-	-	-	-	97,000	(97,000)	-	-	-	-	-															
9	5	Fire Headquarters Remodel	09019	-	-	-	-	-	-	-	100,000	100,000	500,000	-	500,000	-	-	600,000															
10	1	Police Eastside Report to Work Location	10007	-	-	-	-	-	-	-	-	100,000	-	100,000	2,000,000	-	2,000,000	2,100,000															
10	2	Police Westside Report to Work Station	10008	-	-	-	-	-	-	-	-	1,500,000	-	1,500,000	-	-	-	1,500,000															
16	1	Sculpture Walk	16001	30,000	-	30,000	30,000	-	30,000	30,000	-	30,000	30,000	-	30,000	30,000	-	30,000	150,000														
6		Facilities Capital (Tfr to Fund 848)		1,786,000	(684,051)	1,101,949	662,000	290,518	952,518	876,000	239,894	1,115,894	783,000	141,767	924,767	975,014	-	975,014	5,070,142														
29		Transit Capital (Tfr to fund 268)		750,000	-	750,000	750,000	-	750,000	750,000	-	750,000	750,000	-	750,000	750,000	-	750,000	3,750,000														
Total Other Departments CIP				2,566,000	(684,051)	1,881,949	1,442,000	290,518	1,732,518	1,656,000	339,894	1,995,894	4,020,000	84,767	4,104,767	7,055,014	16,770,142																
14	1	Greenway/Trails	14079	920,000	82,000	1,002,000	1,600,000	160,000	1,760,000	148,000	280,000	428,000	967,000	410,000	1,377,000	2,169,000	-	2,169,000	6,736,000														
14	2	Neighborhood Parks	14080	130,000	(130,000)	-	800,000	(735,000)	65,000	18,000	1,082,000	1,100,000	95,000	(12,000)	83,000	495,000	-	495,000	1,743,000														
14	3	Community/Regional Park Improvements	14082	780,000	500,000	1,280,000	-	1,400,000	1,400,000	342,000	(69,000)	273,000	1,305,000	(991,000)	314,000	1,822,500	-	1,822,500	5,089,500														
14	4	Zoo Master Plan Improvements	14026	-	105,000	105,000	-	-	-	354,000	-	354,000	-	-	-	-	-	-	459,000														
14	5	Park Land Acquisition	14008	900,000	(100,000)	800,000	700,000	-	700,000	800,000	-	800,000	565,000	(215,000)	350,000	200,000	-	200,000	2,850,000														
14	6	Cyclic Park Infrastructure Improvements	14081	449,000	695,000	1,144,000	400,000	579,000	979																								

2022-2026 Capital Program (Fund 253)

Sales Tax Fund (Fund 253)			2022-2026			2022			2022-2026			2023			2022-2026			2024			2022-2026			2025			2026			Total		
Dept	PR	Description	Proj. #	Plan Amount	Changes	Request	Plan Amount	Changes	Request	Plan Amount	Changes	Request	Plan Amount	Changes	Request	Request	Changes	Request	Request	Changes	Request	Request	Changes	Request	Request	Changes	Request	Request	Changes	Request		
11		Highways & Streets OCEP		\$ 95,000	\$ 25,000	\$ 120,000	\$ 140,000	\$ -	\$ 140,000	\$ 69,000	\$ -	\$ 69,000	\$ 15,000	\$ 5,000	\$ 20,000	\$ -														\$ 349,000		
9		Fire OCEP		1,303,000	87,000	1,390,000	2,585,000	539,500	3,124,500	1,609,000	(415,500)	1,193,500	2,518,000	113,500	2,631,500	2,131,500															10,471,000	
10		Police OCEP		1,395,159	139,841	1,535,000	2,055,500	(61,500)	1,994,000	807,000	203,000	1,010,000	879,000	385,000	1,264,000	1,218,000															7,021,000	
8		Communications OCEP		30,000	7,500	37,500	375,000	7,500	382,500	180,000	(20,000)	160,000	35,000	160,000	195,000	-															775,000	
12		Health OCEP		81,000	(32,000)	49,000	175,750	(51,000)	124,750	111,285	36,000	147,285	65,000	67,000	132,000	148,000																601,035
15		Library OCEP		1,674,600	39,000	1,713,600	943,500	(24,100)	919,400	826,400	127,100	953,500	790,000	-	790,000	910,000																5,286,500
14		Parks & Recreation OCEP		1,352,500	(270,000)	1,082,500	1,386,900	192,500	1,579,400	1,461,000	77,000	1,538,000	1,252,500	44,000	1,296,500	2,511,000																8,007,400
Total OCEP				\$ 5,931,259	\$ (3,659)	\$ 5,927,600	\$ 7,661,650	\$ 602,900	\$ 8,264,550	\$ 5,063,685	\$ 7,600	\$ 5,071,285	\$ 5,554,500	\$ 774,500	\$ 6,329,000	\$ 6,918,500															\$ 32,510,935	
Total Sales Tax Capital (CIP, OCEP, Transit Tfr)				\$ 54,725,910	\$ 6,064,290	\$ 60,790,200	\$ 57,634,069	\$ 6,373,018	\$ 64,007,087	\$ 61,451,925	\$ 2,995,894	\$ 64,447,819	\$ 65,474,991	\$ 3,340,267	\$ 68,815,258	\$ 73,854,014															\$ 331,914,378	

Other Financing (Fund 253)			2022-2026 Plan			Changes			2022 Request			2022-2026 Plan			Changes			2023 Request			2021-2025 Plan			Changes			2024 Request			2021-2025 Plan			Changes			2025 Request			2026 Request			Total Request		
Fire																																												
1		Fire Training Facility	09017	\$ -	\$ 2,500,000	\$ 2,500,000	\$ -	\$ -	\$ -	\$ -	\$ -	\$ -	\$ -	\$ -	\$ -	\$ -	\$ -	\$ -	\$ -	\$ -	\$ -	\$ -	\$ -	\$ -	\$ -	\$ -	\$ -	\$ -	\$ -	\$ -	\$ -	\$ -	\$ -	\$ -	\$ -	\$ -	\$ -	\$ 2,500,000						
9		Fire Digital Signage	09018	-	97,000	97,000	-	-	-	-	-	-	-	-	-	-	-	-	-	-	-	-	-	-	-	-	-	-	-	-	-	-	-	-	-	-	97,000							
Library																																												
15		Library OCEP		45,000	5,000	50,000	45,000	10,000	55,000	45,000	10,000	55,000	45,000	10,000	55,000	55,000																						270,000						
Highways & Streets																																												
11		Bridge and Retaining Wall Rehabilitation	11014	500,000	1,492,200	1,992,200	500,000	-	500,000	500,000	-	500,000	500,000	-	500,000	500,000																							3,992,200					
11		Arterial Street Improvements	11006	1,000,000	3,000,000	4,000,000	-	-	-	-	-	-	-	-	-	-																							4,000,000					
11		School District/Park Site Coordination	11002	150,000	-	150,000	150,000	-	150,000	150,000	(150,000)	-	150,000	(150,000)	-	-																							300,000					
11		Arrowhead Parkway Improvements	11064	2,000,000	-	2,000,000	2,000,000	-	2,000,000	-	2,000,000	2,000,000	-	-	-	-																						6,000,000						
11		Veterans Parkway Improvements	11067	-	1,000,000	1,000,000	-	-	-	-	-	-	-	-	-	-																						1,000,000						
11		LED Street Light Upgrade Program	11030	25,000	-	25,000	25,000	-	25,000	25,000	-	25,000	25,000	-	25,000	25,000																						125,000						
11		Pedestrian & Bicycle Improvements	11075	500,000	-	500,000	500,000	-	500,000	500,000	-	500,000	500,000	-	500,000	500,000																						2,500,000						
11		Platting Fees - Arterial Street Improvements	11006	2,580,000	-	2,580,000	2,620,000	-	2,620,000	2,660,000	-	2,660,000	2,700,000	-	2,700,000	2,740,000																						13,300,000						
Parks & Recreation																																												
14		River Greenway Improvements	14082	-	5,000,000	5,000,000	-	-	-	-	-	-	-	-	-	-																						5,000,000						
14		Development of Play Structures	14022	-	-	-	-	-	-	110,000	-	110,000	-	-	-	-																						110,000						
Total Other Financing				\$ 6,800,000	\$ 13,094,200	\$ 19,894,200	\$ 5,840,000	\$ 10,000	\$ 5,850,000	\$ 3,990,000	\$ 1,860,000	\$ 5,850,000	\$ 3,920,000	\$ (140,000)	\$ 3,780,000	\$ 3,820,000																						\$ 39,194,200						
Total Fund 253				\$ 61,525,910	\$ 19,158,490	\$ 80,684,400	\$ 63,474,069	\$ 6,383,018	\$ 69,857,087	\$ 65,441,925	\$ 4,855,894	\$ 70,297,819	\$ 69,394,991	\$ 3,200,267	\$ 72,595,258	\$ 77,674,014																						\$ 371,108,578						

2022-2026 Capital Program - Public Works Other Funds

Storm Drainage (Fund 272)

Dept	PR	Description	Proj. #
11	1	Drainage Improvements in Developing Areas	11020
11	2	Sump Pump Collection Systems	11021
11	3	Unforeseen Drainage Improvements	11022
11	4	Drainage Improvements in Existing Areas	11023
11	5	Regional Storm Water Analysis and Improvements	11087
11	6	Flood Control System Improvements	11078
11	7	Covell Area Basin Drainage Improvements	11026
11	8	Indian Mound Retaining Wall Rehabilitation	11065
11	9	Land Acquisition for Drainage Projects	11121
11		Arterial Street Improvements	11006
23		Sanitary Pipe Lining Program	23002
		OCEP	
Total Storm Drainage Fund			

2021-2025		2022	
Plan Amount	Changes	Request	
\$ 2,140,000	\$ (140,000)	\$ 2,000,000	
475,000	-	475,000	
310,000	-	310,000	
3,770,000	(2,750,000)	1,020,000	
2,750,000	110,000	2,860,000	
260,000	-	260,000	
340,000	(15,000)	325,000	
170,000	-	170,000	
-	460,000	460,000	
600,000	-	600,000	
50,000	-	50,000	
60,000	235,000	295,000	
\$ 10,925,000	\$ (2,100,000)	\$ 8,825,000	

2021-2025		2023	
Plan Amount	Changes	Request	
\$ 4,390,000	\$ 50,000	\$ 4,440,000	
500,000	-	500,000	
330,000	-	330,000	
1,030,000	(790,000)	240,000	
1,500,000	1,550,000	3,050,000	
270,000	-	270,000	
1,260,000	(1,235,000)	25,000	
-	-	-	
-	380,000	380,000	
600,000	-	600,000	
60,000	-	60,000	
30,000	85,000	115,000	
\$ 9,970,000	\$ 40,000	\$ 10,010,000	

2021-2025		2024	
Plan Amount	Changes	Request	
\$ 2,140,000	\$ 380,000	\$ 2,520,000	
500,000	-	500,000	
340,000	-	340,000	
2,330,000	(1,050,000)	1,280,000	
2,040,000	-	2,040,000	
280,000	-	280,000	
530,000	(480,000)	50,000	
-	-	-	
-	630,000	630,000	
620,000	-	620,000	
60,000	-	60,000	
167,000	-	167,000	
\$ 9,007,000	\$ (520,000)	\$ 8,487,000	

2021-2025		2025		2026		Total
Plan Amount	Changes	Request	Request	Request	Request	Request
\$ 3,360,000	\$ (1,310,000)	\$ 2,050,000	\$ 3,210,000	\$ 3,210,000	\$ 14,220,000	
500,000	-	500,000	500,000	500,000	2,475,000	
350,000	-	350,000	360,000	360,000	1,690,000	
2,060,000	3,170,000	5,230,000	2,400,000	2,400,000	10,170,000	
810,000	(270,000)	540,000	550,000	550,000	9,040,000	
292,000	-	292,000	294,000	294,000	1,396,000	
560,000	(510,000)	50,000	575,000	575,000	1,025,000	
-	-	-	-	-	170,000	
-	1,660,000	1,660,000	1,960,000	1,960,000	5,090,000	
620,000	-	620,000	620,000	620,000	3,060,000	
60,000	-	60,000	60,000	60,000	290,000	
-	-	-	-	-	577,000	
\$ 8,612,000	\$ 2,740,000	\$ 11,352,000	\$ 10,529,000	\$ 10,529,000	\$ 49,203,000	

Electric Light (Fund 656)

Dept	PR	Description	Proj. #
20	1	Unforeseen Electrical System Replacement	20001
20	2	Circuit Improvements	20002
20	3	Light and Power Campus Enhancements	20005
20	4	Pole Improvement Program	20006
20		OCEP	
Total Electric Light Fund			

2021-2025		2022	
Plan Amount	Changes	Request	
\$ 110,000	\$ -	\$ 110,000	
550,000	-	550,000	
-	-	-	
100,000	-	100,000	
-	58,000	58,000	
\$ 760,000	\$ 58,000	\$ 818,000	

2021-2025		2023	
Plan Amount	Changes	Request	
\$ 180,000	\$ -	\$ 180,000	
550,000	-	550,000	
3,050,000	-	3,050,000	
100,000	-	100,000	
15,000	60,000	75,000	
\$ 3,895,000	\$ 60,000	\$ 3,955,000	

2021-2025		2024	
Plan Amount	Changes	Request	
\$ 180,000	\$ -	\$ 180,000	
580,000	(30,000)	550,000	
-	-	-	
100,000	-	100,000	
-	55,000	55,000	
\$ 860,000	\$ 25,000	\$ 885,000	

2021-2025		2025		2026		Total
Plan Amount	Changes	Request	Request	Request	Request	Request
\$ 180,000	\$ -	\$ 180,000	\$ 180,000	\$ 180,000	\$ 830,000	
950,000	(370,000)	580,000	950,000	950,000	3,180,000	
-	-	-	-	-	3,050,000	
100,000	-	100,000	200,000	200,000	600,000	
8,700	(8,700)	-	-	-	188,000	
\$ 1,238,700	\$ (378,700)	\$ 860,000	\$ 1,330,000	\$ 1,330,000	\$ 7,848,000	

Sanitary Landfill (Fund 666)

Dept	PR	Description	Proj. #
21	1	Leachate Recirculation\Gas Infrastructure	21001
21	2	Land Acquisition	21002
21	3	Perimeter Control and Fencing	21003
21	4	Building and Site Improvements	21004
21	5	Wetland and Drainage Way Improvements	21007
21	6	Storm Water Management Improvements	21005
21	7	Sanitary Landfill Expansion	21011
21	8	Landfill Closure	21012
24		Maintenance Shop Improvements	24013
21		OCEP	
Total Landfill Fund			

2021-2025		2022	
Plan Amount	Changes	Request	
\$ 466,000	\$ -	\$ 466,000	
200,000	-	200,000	
25,000	-	25,000	
-	1,395,000	1,395,000	
-	-	-	
-	215,000	215,000	
-	-	-	
187,000	(117,000)	70,000	
-	130,000	130,000	
50,000	15,000	65,000	
\$ 928,000	\$ 1,638,000	\$ 2,566,000	

2021-2025		2023	
Plan Amount	Changes	Request	
\$ 825,000	\$ -	\$ 825,000	
200,000	-	200,000	
25,000	-	25,000	
-	-	-	
-	395,000	395,000	
-	-	-	
-	-	-	
3,301,000	(2,531,000)	770,000	
-	-	-	
36,000	(18,000)	18,000	
\$ 4,387,000	\$ (2,154,000)	\$ 2,233,000	

2021-2025		2024	
Plan Amount	Changes	Request	
\$ 320,000	\$ -	\$ 320,000	
200,000	-	200,000	
25,000	-	25,000	
-	-	-	
-	-	-	
-	-	-	
-	-	-	
-	-	-	
-	-	-	
\$ 545,000	\$ -	\$ 545,000	

2021-2025		2025		2026		Total
Plan Amount	Changes	Request	Request	Request	Request	Request
\$ 345,000	\$ -	\$ 345,000	\$ 425,000	\$ 425,000	\$ 2,381,000	
200,000	-	200,000	200,000	200,000	1,000,000	
25,000	-	25,000	25,000	25,000	125,000	
-	-	-	-	-	1,395,000	
-	-	-	-	-	395,000	
-	-	-	-	-	215,000	
-	-	-	-	2,850,000	2,850,000	
-	-	-	-	-	840,000	
-	-	-	-	-	130,000	
-	18,000	18,000	18,000	18,000	119,000	
\$ 570,000	\$ 18,000	\$ 588,000	\$ 3,518,000	\$ 3,518,000	\$ 9,450,000	

Fleet Revolving (Fund 851)

Dept	PR	Description	Proj. #
24	1	Underground Storage Tanks	24012
24	2	Maintenance Shop Improvements	24013
24		OCEP	
Total Fleet Revolving Fund			

2021-2025		2022	
Plan Amount	Changes	Request	
\$ 545,000	\$ 40,000	\$ 585,000	
-	168,000	168,000	
4,241,000	1,359,200	5,600,200	
\$ 4,786,000	\$ 1,567,200	\$ 6,353,200	

2021-2025		2023	
Plan Amount	Changes	Request	
\$ 305,000	\$ -	\$ 305,000	
-	-	-	
5,980,300	844,600	6,824,900	
\$ 6,285,300	\$ 844,600	\$ 7,129,900	

2021-2025		2024	
Plan Amount	Changes	Request	
\$ 645,000	\$ -	\$ 645,000	
-	-	-	
2,817,100	(200,000)	2,617,100	
\$ 3,462,100	\$ (200,000)	\$ 3,262,100	

2021-2025		2025		2026		Total
Plan Amount	Changes	Request	Request	Request	Request	Request
\$ -	\$ -	\$ -	\$ -	\$ -	\$ 1,535,000	
-	-	-	-	-	168,000	
2,844,400	3,573,000	6,417,400	7,126,500	7,126,500	28,586,100	
\$ 2,844,400	\$ 3,573,000	\$ 6,417,400	\$ 7,126,500	\$ 7,126,500	\$ 30,289,100	

2022-2026 Capital Program - Water (Fund 675)

Water (Fund 675)				2021-2025			2022			2021-2025			2023			2021-2025			2024			2021-2025			2025			2026			Total								
Dept	PR	Description	Proj. #	Plan Amount	Changes	Request	Plan Amount	Changes	Request	Plan Amount	Changes	Request	Plan Amount	Changes	Request	Plan Amount	Changes	Request	Plan Amount	Changes	Request	Plan Amount	Changes	Request	Plan Amount	Changes	Request	Plan Amount	Changes	Request	Plan Amount	Changes	Request						
22	1	Land Acquisition	22001	\$ 320,000	\$ -	\$ 320,000	\$ 320,000	\$ -	\$ 320,000	\$ 320,000	\$ -	\$ 320,000	\$ 320,000	\$ -	\$ 320,000	\$ 320,000	\$ -	\$ 320,000	\$ 320,000	\$ -	\$ 320,000	\$ 320,000	\$ -	\$ 320,000	\$ 320,000	\$ -	\$ 320,000	\$ 320,000	\$ -	\$ 320,000	\$ 320,000	\$ -	\$ 320,000	\$ 1,600,000	\$ -	\$ 1,600,000			
22	2	Other Mains - Unforeseen Water Projects	22002	1,000,000	-	1,000,000	1,000,000	-	1,000,000	1,000,000	-	1,000,000	1,000,000	-	1,000,000	1,000,000	-	1,000,000	1,000,000	-	1,000,000	1,000,000	-	1,000,000	1,000,000	-	1,000,000	1,000,000	-	1,000,000	1,000,000	-	1,000,000	5,000,000	-	5,000,000			
22	3	City Wide Water Main Replacement Projects	22003	1,950,000	-	1,950,000	1,950,000	-	1,950,000	1,950,000	-	1,950,000	1,950,000	-	1,950,000	1,950,000	-	1,950,000	1,950,000	-	1,950,000	1,950,000	-	1,950,000	1,950,000	-	1,950,000	1,950,000	-	1,950,000	1,950,000	-	1,950,000	9,950,000	-	9,950,000			
22	4	Water Purification Facility Improvements	22005	1,475,000	-	1,475,000	1,290,000	-	1,290,000	1,290,000	-	1,290,000	3,340,000	-	3,340,000	1,200,000	200,000	1,400,000	1,200,000	-	1,200,000	1,200,000	-	1,200,000	1,200,000	-	1,200,000	1,200,000	-	1,200,000	1,200,000	-	1,200,000	8,705,000	-	8,705,000			
22	5	Water Main Pipe Lining and Rehabilitation	22037	1,050,000	-	1,050,000	1,050,000	-	1,050,000	1,050,000	-	1,050,000	1,050,000	-	1,050,000	1,050,000	-	1,050,000	1,050,000	-	1,050,000	1,050,000	-	1,050,000	1,050,000	-	1,050,000	1,050,000	-	1,050,000	1,050,000	-	1,050,000	5,250,000	-	5,250,000			
22	6	Water Valve Rehabilitation	22052	480,000	-	480,000	480,000	-	480,000	480,000	-	480,000	480,000	-	480,000	480,000	-	480,000	480,000	-	480,000	480,000	-	480,000	480,000	-	480,000	480,000	-	480,000	480,000	-	480,000	2,400,000	-	2,400,000			
22	7	Transmission System Improvements	22011	1,700,000	1,000,000	2,700,000	1,275,000	(75,000)	1,200,000	1,275,000	100,000	1,375,000	1,275,000	(1,045,000)	230,000	3,030,000	1,275,000	(1,045,000)	230,000	3,030,000	1,275,000	(1,045,000)	230,000	3,030,000	1,275,000	(1,045,000)	230,000	3,030,000	1,275,000	(1,045,000)	230,000	3,030,000	1,275,000	(1,045,000)	230,000	3,030,000	8,535,000	-	8,535,000
22	8	Source Water Improvements	22007	250,000	-	250,000	3,100,000	-	3,100,000	250,000	-	250,000	3,100,000	-	3,100,000	3,100,000	-	3,100,000	3,100,000	-	3,100,000	3,100,000	-	3,100,000	3,100,000	-	3,100,000	3,100,000	-	3,100,000	3,100,000	-	3,100,000	6,950,000	-	6,950,000			
11		Neighborhood Reconstruction Program	11073	300,000	-	300,000	300,000	-	300,000	300,000	-	300,000	300,000	-	300,000	300,000	-	300,000	300,000	-	300,000	300,000	-	300,000	300,000	-	300,000	300,000	-	300,000	300,000	-	300,000	1,500,000	-	1,500,000			
11		Concrete Pavement Restoration	11001	40,000	-	40,000	40,000	-	40,000	40,000	-	40,000	40,000	-	40,000	40,000	-	40,000	40,000	-	40,000	40,000	-	40,000	40,000	-	40,000	40,000	-	40,000	40,000	-	40,000	200,000	-	200,000			
11		Arterial Intersection Improvements	11012	25,000	-	25,000	100,000	(75,000)	25,000	100,000	(75,000)	25,000	100,000	(75,000)	25,000	100,000	(75,000)	25,000	100,000	(75,000)	25,000	100,000	(75,000)	25,000	100,000	(75,000)	25,000	100,000	(75,000)	25,000	100,000	(75,000)	25,000	100,000	600,000	-	600,000		
11		Major Street Reconstruction Program	11003	2,200,000	1,300,000	3,500,000	3,300,000	(1,300,000)	2,000,000	750,000	2,550,000	3,300,000	750,000	-	750,000	750,000	-	750,000	750,000	-	750,000	750,000	-	750,000	750,000	-	750,000	750,000	-	750,000	750,000	-	750,000	10,300,000	-	10,300,000			
11		Arterial Street Improvements Projects-Platting Fees	11006	840,000	-	840,000	860,000	-	860,000	880,000	-	880,000	880,000	-	880,000	900,000	-	900,000	920,000	-	920,000	920,000	-	920,000	920,000	-	920,000	920,000	-	920,000	920,000	-	920,000	4,400,000	-	4,400,000			
11		Arterial Street Improvements	11006	1,700,000	(400,000)	1,300,000	500,000	500,000	1,000,000	500,000	800,000	1,300,000	500,000	250,000	750,000	750,000	-	750,000	750,000	-	750,000	750,000	-	750,000	750,000	-	750,000	750,000	-	750,000	750,000	-	750,000	5,100,000	-	5,100,000			
11		Downtown Area - Street & Utility Improvements	11007	225,000	-	225,000	225,000	-	225,000	225,000	-	225,000	225,000	-	225,000	225,000	-	225,000	225,000	-	225,000	225,000	-	225,000	225,000	-	225,000	225,000	-	225,000	225,000	-	225,000	1,125,000	-	1,125,000			
11		Bridge Reconstruction Program	11086	-	10,000	10,000	-	25,000	25,000	-	-	-	-	-	-	-	-	-	-	-	-	-	-	-	-	-	-	-	300,000	-	300,000	335,000	-	335,000					
11		Railroad Crossing Improvements	11011	10,000	-	10,000	10,000	-	10,000	10,000	-	10,000	10,000	-	10,000	10,000	-	10,000	10,000	-	10,000	10,000	-	10,000	10,000	-	10,000	10,000	-	10,000	10,000	-	10,000	50,000	-	50,000			
11		School District/Park Site Coordination	11002	50,000	-	50,000	50,000	250,000	300,000	50,000	-	50,000	50,000	-	50,000	50,000	-	50,000	50,000	-	50,000	50,000	-	50,000	50,000	-	50,000	50,000	-	50,000	50,000	-	50,000	500,000	-	500,000			
11		SDDOT Project Coordination	11013	25,000	-	25,000	25,000	-	25,000	25,000	-	25,000	25,000	-	25,000	25,000	-	25,000	25,000	-	25,000	25,000	-	25,000	25,000	-	25,000	25,000	-	25,000	25,000	-	25,000	125,000	-	125,000			
11		Arrowhead Parkway Improvements	11064	-	-	-	-	-	-	600,000	(350,000)	250,000	-	-	-	-	-	-	-	-	-	-	-	-	-	-	-	-	-	-	-	-	-	-	250,000	-	250,000		
11		85th St & I-29 Improvements	11017	-	175,000	175,000	-	-	-	-	-	-	-	-	-	-	-	-	-	-	-	-	-	-	-	-	-	-	-	-	-	-	-	-	175,000	-	175,000		
11		41st Street and I29 Improvements	11076	700,000	700,000	1,400,000	-	-	-	-	-	-	-	-	-	-	-	-	-	-	-	-	-	-	-	-	-	-	-	-	-	-	-	-	1,400,000	-	1,400,000		
11		49th Street Extension	11029	-	150,000	150,000	150,000	(150,000)	-	150,000	-	150,000	150,000	-	150,000	150,000	-	150,000	150,000	-	150,000	150,000	-	150,000	150,000	-	150,000	150,000	-	150,000	150,000	-	150,000	300,000	-	300,000			
11		Benson Road and I229 Improvements	11098	-	1,000,000	1,000,000	250,000	350,000	600,000	-	-	-	-	-	-	-	-	-	-	-	-	-	-	-	-	-	-	-	-	-	-	-	-	-	1,600,000	-	1,600,000		
11		Cliff Avenue and I229 Improvements	11100	-	-	-	-	-	-	500,000	(500,000)	-	-	-	-	-	-	-	-	-	-	-	-	-	-	-	-	-	-	-	-	-	-	-	500,000	-	500,000		
11		Minnesota Avenue and I229 Improvements	11099	50,000	-	50,000	-	-	-	-	-	-	-	-	-	-	-	-	-	-	-	-	-	-	-	-	-	-	-	-	-	-	-	50,000	-	50,000			
11		South Veterans Parkway Improvements	11120	-	25,000	25,000	-	-	-	-	-	-	-	-	-	-	-	-	-	-	-	-	-	-	-	-	-	-	-	-	-	-	-	25,000	-	25,000			
11		Drainage Improvements in Existing Areas	11023	200,000	-	200,000	-	-	-	200,000	-	200,000	200,000	-	200,000	200,000	-	200,000	200,000	-	200,000	200,000	-	200,000	200,000	-	200,000	200,000	-	200,000	200,000	-	200,000	975,000	-	975,000			
		OCEP		1,413,040	291,960	1,705,000	1,475,000	80,000	1,555,000	1,590,500	25,000	1,615,500	1,370,000	435,000	1,805,000	1,370,000	435,000	1,805,000	2,410,500	-	2,410,500	2,410,500	-	2,410,500	2,410,500	-	2,410,500	2,410,500	-	2,410,500	2,410,500	-	2,410,500	9,091,000	-	9,091,000			
Total Water Fund				\$ 16,003,040	\$ 4,251,960	\$ 20,255,000	\$ 17,750,000	\$ (395,000)	\$ 17,355,000	\$ 15,585,500	\$ 2,625,000	\$ 18,210,500	\$ 15,595,000	\$ 140,000	\$ 15,735,000	\$ 15,595,000	\$ 140,000	\$ 15,735,000	\$ 15,435,500	-	\$ 15,435,500	\$ 15,435,500	-	\$ 15,435,500	\$ 15,435,500	-	\$ 15,435,500	\$ 15,435,500	-	\$ 15,435,500	\$ 15,435,500	-	\$ 15,435,500	\$ 86,991,000	-	\$ 86,991,000			

