

Sioux Falls, SD

The National Community Survey

Report of Results
2025

Report by:



Visit us online!
www.polco.us



National Research Center at Polco is a charter member of the AAPOR Transparency Initiative, providing clear disclosure of our sound and ethical survey research practices.

Table of Contents

About The NCS™	2
- Purpose of the Survey	
- How Results Are Reported	
- Comparisons to Benchmarks	
- Trends Over Time	
Methods	3
- Selecting the Survey Recipients	
- Conducting the Survey	
- Analyzing the Data	
- Contact Information	
- Study Limitations	
- Survey Validity	
Key Findings	6
- Community Strengths	
- Focus Areas	
- Other Notable Results	
- Areas of Greatest Change	
Facets of Livability.....	8
- Overview and Gap Analysis	
- Quality and Importance Ratings	
Quality of Life	9
Governance.....	10
Economy	12
Mobility	14
Community Design.....	16
Utilities.....	18
Safety	19
Natural Environment.....	21
Parks and Recreation.....	22
Health and Wellness	23
Education, Arts, and Culture	25
Inclusivity and Engagement	27
National Benchmark Tables	32
Full Trends	43
Complete Data	46
Open Participation Methods & Results.....	73

About The NCS™

The National Community Survey™ (The NCS™) report is about the “livability” of Sioux Falls. A livable community is a place that is not simply habitable, but that is desirable. It is not only where people do live, but where they want to live. The survey was developed by the experts from National Research Center at Polco.



Great communities are partnerships of the government, private sector, community-based organizations and residents, all geographically connected. The NCS captures residents' opinions considering ten central facets of a community:

- Economy
- Mobility
- Community Design
- Utilities
- Safety
- Natural Environment
- Parks and Recreation
- Health and Wellness
- Education, Arts, and Culture
- Inclusivity and Engagement

The report provides the opinions of a representative sample of 352 residents of the City of Sioux Falls collected from September 12, 2025 to October 4th, 2025. The margin of error around any reported percentage is 5%. Survey results were weighted so that the demographic profile of respondents was representative of the demographic profile of adults in Sioux Falls.

How the results are reported

For the most part, the percentages presented in the following tabs represent the “percent positive.” Most commonly, the percent positive is the combination of the top two most positive response options (i.e., excellent/good, very safe/somewhat safe, etc.). On many of the questions in the survey respondents may answer “don’t know.” The proportion of respondents giving this reply is shown in the full set of responses included in the tab “Complete data.” However, these responses have been removed from the analyses presented in most of the tabs. In other words, the tables and graphs display the responses from respondents who had an opinion about a specific item.

Comparisons to benchmarks

NRC’s database of comparative resident opinion is comprised of resident perspectives gathered in surveys from over 500 communities whose residents evaluated the same kinds of topics on The National Community Survey. The comparison evaluations are from the most recent survey completed in each community in the last five years. NRC adds the latest results quickly upon survey completion, keeping the benchmark data fresh and relevant. The communities in the database represent a wide geographic and population range. In each tab, Sioux Falls's results are noted as being “higher” than the benchmark, “lower” than the benchmark, or “similar” to the benchmark, meaning that the average rating given by Sioux Falls residents is statistically similar to or different (greater or lesser) than the benchmark. Being rated as “higher” or “lower” than the benchmark means that Sioux Falls's average rating for a particular item was more than 10 points different than the benchmark. If a rating was “much higher” or “much lower,” then Sioux Falls's average rating was more than 20 points different when compared to the benchmark.

Trends over time

Trend data for Sioux Falls represent important comparison data and should be examined for improvements or declines.¹ Deviations from stable trends over time represent opportunities for understanding how local policies, programs, or public information may have affected residents' opinions. Changes between survey years have been noted with an arrow and the percent difference. If the difference is greater than seven percentage points between the 2023 and 2025 surveys, the change is statistically significant.

1. In 2020, The NCS survey was updated to include new and refreshed items. Consequently, some of the trends may be impacted due to wordin..

Methods

Selecting survey recipients

All households within the City of Sioux Falls were eligible to participate in the survey. A list of all households within the zip codes serving Sioux Falls was purchased from Polco's mailing vendor, Go-Dog Direct, based on updated listings from the United States Postal Service. Since some of the zip codes that serve the City of Sioux Falls households may also serve addresses that lie outside of the community, the exact geographic location of each housing unit was compared to community boundaries using the most current municipal boundary file. Addresses located outside of the City of Sioux Falls boundaries were removed from the list of potential households to survey. Each address identified as being within city boundaries was further identified as being within one of the five Council Districts. From that list, addresses were randomly selected as survey recipients, with multi-family housing units (defined as those with a unit number) sampled at a rate of 5:3 compared to single family housing units.

Conducting the survey

The 3,000 randomly selected households received mailings beginning on September 12th, 2025 and data collection for the survey remained open for six weeks. The first mailing was a postcard inviting the household to participate in the survey. The next mailing contained a cover letter with instructions, the survey questionnaire, and a postage-paid return envelope. Both mailings included a web link to give residents the opportunity to respond to the survey online, as well as QR codes to further encourage participation. All follow-up mailings asked those who had not completed the survey to do so, and those who had already done so to refrain from completing the survey again.

About 5% of the 3,000 mailed invitations or surveys were returned because the household address was vacant or the postal service was unable to deliver the survey as addressed. Of the remaining 2,860 households that received the invitations to participate, 352 completed the survey, providing an overall response rate of 12%. The response rate was calculated using AAPOR's response rate #2 for mailed surveys of unnamed persons.²

It is customary to describe the precision of estimates made from surveys by a "level of confidence" and accompanying "confidence interval" (or margin of error). A traditional level of confidence, and the one used here, is 95%. The 95% confidence interval can be any size and quantifies the sampling error or imprecision of the survey results because some residents' opinions are relied on to estimate all residents' opinions. The margin of error for the City of Sioux Falls survey is no greater than plus or minus five percentage points around any given percent reported for all respondents (352 completed surveys).

In addition to the randomly selected "probability sample" of households, a link to an online open-participation survey was publicized by the City of Sioux Falls. The open-participation survey was identical to the random sample survey, with two small updates; it asked a question to confirm the respondent was a resident of Sioux Falls and also a question about where they heard about the survey. The open-participation survey was open to all city residents and became available on October 10th, 2025. The survey remained open for two weeks. The data presented in the following tabs exclude the open participation survey data, but a tab at the end provides the complete frequency of responses to questions by the open-participation respondents.

Analyzing the data

Responses from mailed surveys were entered into an electronic dataset using a "key and verify" method, where all responses are entered twice and compared to each other. Any discrepancies were resolved in comparison to the original survey form. Range checks as well as other forms of quality control were also performed. Responses from surveys completed on Polco were downloaded and merged with the mailed survey responses.

The demographics of the survey respondents were compared to those found in the 2020 Census and 2023 American Community Survey estimates for adults in the City of Sioux Falls. The primary objective of weighting survey data is to make the survey respondents reflective of the larger population of the community. The characteristics used for weighting were age, sex, race, Hispanic origin, housing type, housing tenure, and area. No adjustments were made for design effects. Weights were calculated using an iterative, multiplicative raking model known as the ANES Weighting Algorithm.³ The results of the weighting scheme for the probability sample are presented in the following table.

NRC aligns demographic labels with those used by the U.S. Census for reporting purposes, when possible. Some categories (e.g., age, race/Hispanic origin, housing type, and length of residency) are combined into smaller subgroups.

		Unweighted	Weighted	Target ⁴
Age	18-34	11%	33%	33%
	35-54	25%	34%	33%
	55+	64%	33%	33%
Area	Central (1)	20%	20%	20%
	Northeast (2)	18%	20%	20%
	Northwest (3)	19%	21%	21%
	Southeast (4)	25%	20%	20%
	Southwest (5)	19%	19%	19%
Hispanic origin	No	98%	95%	95%
	Yes	2%	5%	5%
Housing tenure	Own	76%	60%	60%
	Rent	24%	40%	40%
Housing type	Attached	35%	46%	46%
	Detached	65%	54%	54%
Race & Hispanic origin	Not white alone	6%	18%	18%
	White alone, not Hispanic or Latino	94%	82%	82%
Sex	Man	50%	50%	50%
	Woman	50%	50%	50%
Sex/age	Man 18-34	8%	17%	17%
	Man 35-54	12%	17%	17%
	Man 55+	30%	16%	16%
	Woman 18-34	3%	16%	16%
	Woman 35-54	12%	16%	16%
	Woman 55+	34%	18%	18%

The survey datasets were analyzed using all or some of a combination of the Statistical Package for the Social Sciences (SPSS), R, Python and Tableau. For the most part, the percentages presented in the reports represent the “percent positive.” The percent positive is the combination of the top two most positive response options (i.e., excellent/good, very safe/somewhat safe, essential/very important, etc.), or, in the case of resident behaviors/participation, the percent positive represents the proportion of respondents indicating “yes” or participating in an activity at least once a month.

On many of the questions in the survey respondents may answer “don’t know.” The proportion of respondents giving this reply is shown in the full set of responses included in the tab “Complete data”. However, these responses have been removed from the analyses presented in the reports. In other words, the tables and graphs display the responses from respondents who had an opinion about a specific item.

Contact

The City of Sioux Falls funded this research. Please contact Jody Moss of the City of Sioux Falls at Jody.Moss@siouxfalls.gov if you have any questions about the survey.

Study Limitations

All public opinion research is subject to unmeasured error. While the methodologies employed for this survey were designed to minimize this error as much as possible, these other sources of potential error should be acknowledged. **Non-response error** arises when those who were selected to participate in the survey did not do so, and may have different opinions or experiences than those who did respond. **Coverage error** refers to the possibility that some respondents that should have been included in the surveyed population were not (e.g., for a general resident survey, USPS mailing lists may exclude certain types of housing units, such as multi-family buildings where mail is delivered to a common area rather than to a specific unit (though this is rare), or where mail is received at a PO box instead of the at household's physical location. Finally, **recall bias** occurs when respondents may not perfectly remember their experiences in the past year (such as participation in social or civic events), and **social desirability bias** may cause respondents to answer in ways they think cast their responses in a more favorable light.

Survey Validity

See the Polco Knowledge Base article on survey validity at <https://blog.polco.us/polco-knowledgebase/margin-of-error-and-confidence-level-in-survey-results>

2. See AAPOR's Standard Definitions for more information at <https://aapor.org/standards-and-ethics/standard-definitions/>
3. Pasek, J. (2014). ANES Weighting Algorithm. Retrieved from <https://surveyinsights.org/wp-content/uploads/2014/07/Full-anesrake-paper.pdf>
4. Targets come from the 2020 Census and 2023 American Community Survey

Key Findings

Community Strengths:

Residents continue to value Sioux Falls' parks and recreation amenities.

- City parks received excellent or good reviews from almost 9 in 10 residents.
- Most community members also valued the availability of paths and walking trails (87%), a rating higher than the national benchmark.
- While roughly 7 in 10 residents positively reviewed the community's fitness/recreational opportunities, programs, and facilities, these measures experienced significant declines since 2023.

Community members feel safe across Sioux Falls.

- About 9 in 10 residents felt safe in their neighborhood during the day, while 8 in 10 felt safe in Sioux Falls' downtown/commercial area during the day.
- Fire services continued to receive very strong ratings, with most residents offering positive reviews (89%).

Business and commercial amenities stand out as strong assets.

- About 8 in 10 residents positively rated the overall quality of business and service establishments.
- Over half of community members value the city's well-planned commercial growth, a rating higher than the national benchmark.
- Sioux Falls' variety of business establishments was rated higher than the national benchmark (72%).
- About three-quarters positively rated the vibrancy of downtown/commercial areas (76%), also higher than benchmark communities.
- While several of these items were higher than the national benchmark and highly regarded overall, some experienced a significant decrease from 2023 results.

Focus Areas

Affordability and housing remains a concern for residents.

- About 2 in 10 residents gave positive marks to availability of affordable quality housing although this is similar to national ratings.
- About half of respondents were satisfied with the variety of housing options (50%).
- Only about a quarter of community members rated the availability of affordable quality childcare/preschool as excellent or good, lower than the national benchmark.
- Availability of affordable quality mental health care is also an area for growth with 46% of residents rating it positively. However, this is similar to national ratings.

Mobility and transportation results may indicate room for growth.

- Only about half positively rated the overall transportation system (48%), a significant decline from 2023.
- Positive ratings for ease of public transportation use dropped from 29% in 2023 to 20% in 2025.
- Positively, street repair saw a significant increase from 32% in 2023 to 39% in 2025.

Key inclusivity measures have declined since 2023.

- While about half of residents felt positively about the community's connection and engagement, several inclusivity-related measures showed significant decreases since 2023, including:
 - Making all residents feel welcome (from 74% in 2023 to 63% in 2025)
 - Attracting people from diverse backgrounds (from 68% to 57%)
 - Valuing/respecting residents from diverse backgrounds (60% to 48%)
 - Taking care of vulnerable residents (from 49% to 38%)

Other Notable Results (Custom Questions)

- Participants were asked several questions about what City actions on several topics they would support or oppose. Overall, these participants reported that they would support:
 - Building a new community pool on the south side of town using existing tax revenues (58%)
 - Using City tax dollars to make improvements to the Sioux Falls regional airport (72%)
 - Allowing homes to be rented as short-term rentals (such as Airbnb or VRBO; 52%)
 - Continue investing in green space within street medians (72%); and
 - Prioritizing taxpayer resources to attract new industries and support economic development (73%)
- Alternatively, residents stated that they would oppose allowing residents to leave garbage containers in the public right-of-way (54%), and reducing the number of licensed garbage haulers over time (63%).
- 7 in 10 participants indicated that tax dollars should be used to make childcare affordable (44% yes for all families; 26% yes for low income families).
- Residents showed strong support for investments in homelessness services, as about 8 in 10 agreed with funding partner organizations to provide services in the community and a similar share supported funding City staff to expand supportive services (approximately 76%).

Areas of Greatest Change

Of the survey's 123 evaluative questions repeated from the previous iteration, 87 were statistically similar to 2023, while 2 increased and 34 decreased since then.

Increases

- Street repair (+7%)
- Affordable high-speed internet access (+7%)

Decreases

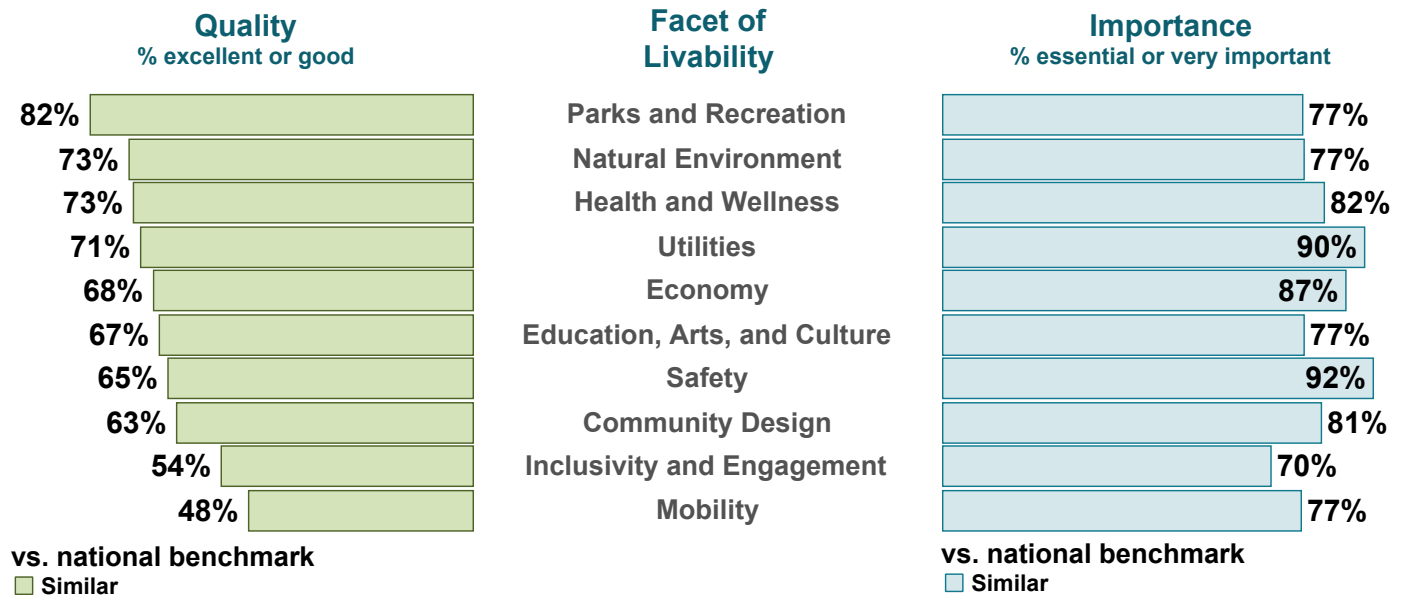
- Overall health and wellness opportunities in Sioux Falls (-14%)
- Recreation programs or classes (-14%)
- Local government treating residents with respect (-13%)

Facets of livability

Every jurisdiction must balance limited resources while meeting resident needs and striving to optimize community livability. To this end, it is helpful to know what aspects of the community are most important to residents and which they perceive as being of higher or lower quality. It is especially helpful to know when a facet of livability is considered of high importance but rated as lower quality, as this should be a top priority to address.

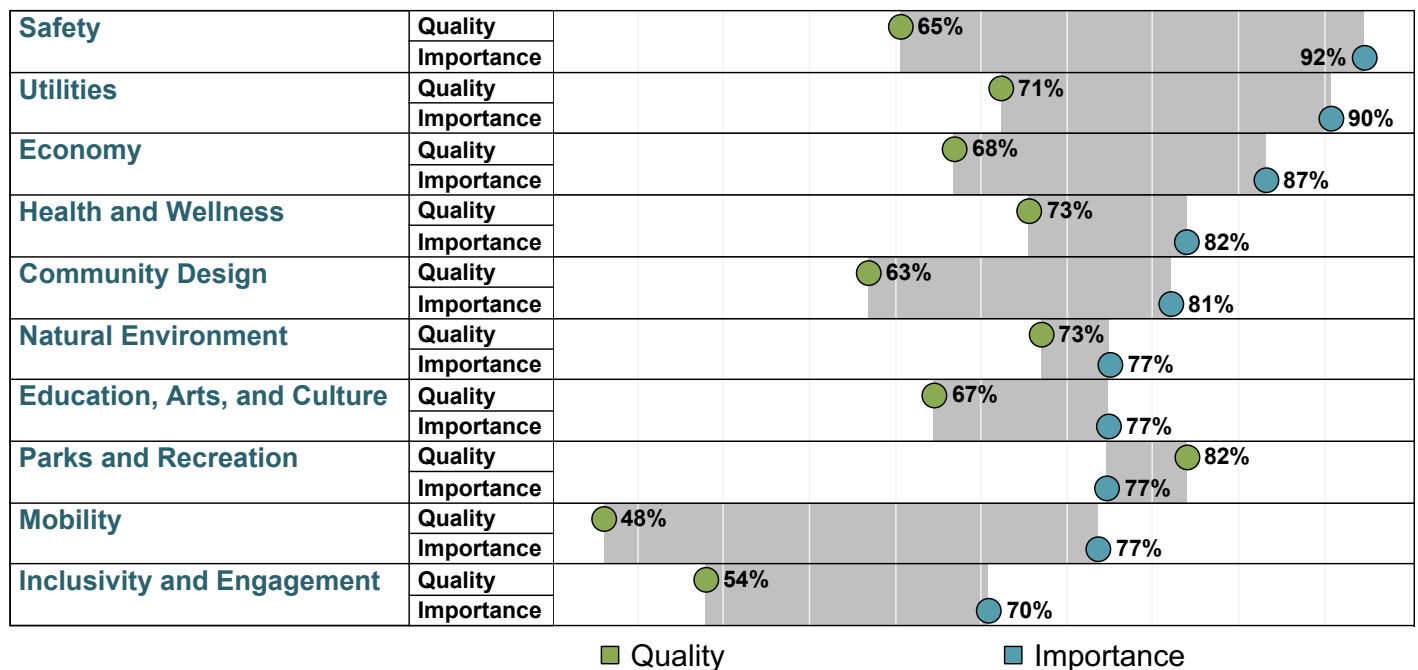
Quality and Importance by the Numbers

The table below shows the proportion of residents who rated the community facets positively for quality and the priority (importance) placed on each. Also displayed is whether local quality ratings were lower, similar, or higher than communities across the country (the national benchmark).



Quality/Importance Gap Analysis

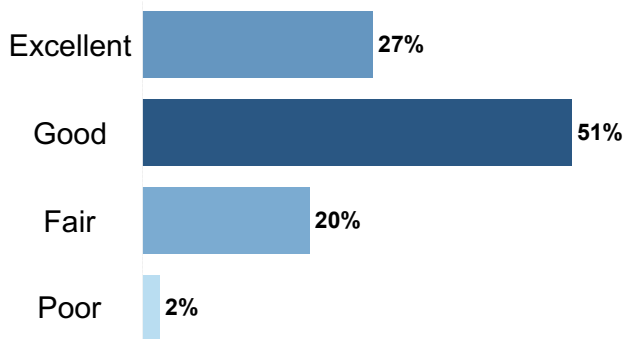
The gap analysis chart below shows the same data as above; however, this chart more clearly illustrates the comparative differences in quality and importance ratings for each facet, as well as the absolute ratings for each.



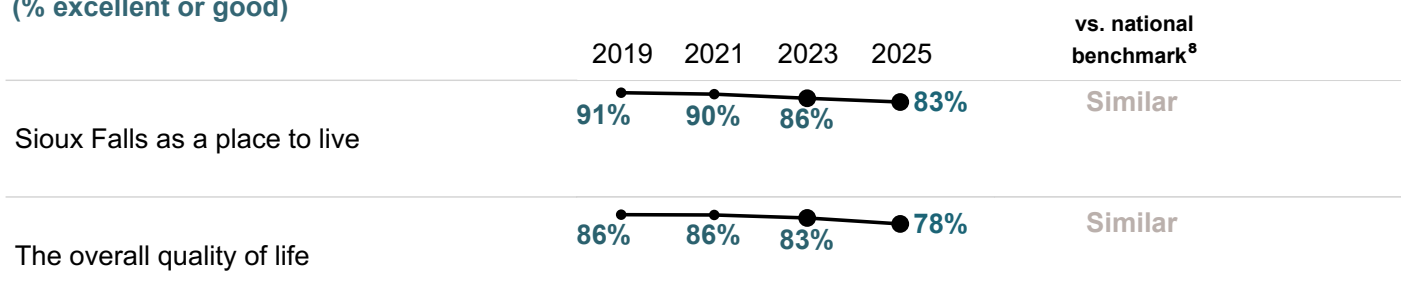
Quality of Life

Measuring community livability starts with assessing the quality of life of those who live there, and ensuring that the community is attractive, accessible, and welcoming to all.

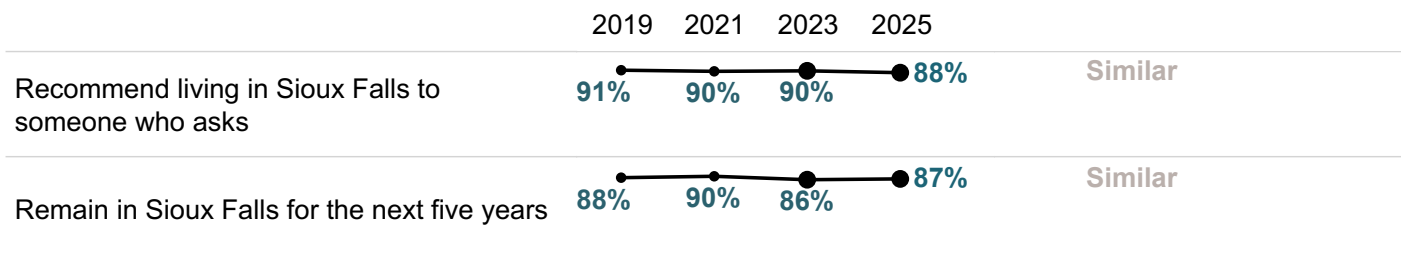
The overall quality of life in Sioux Falls, 2025



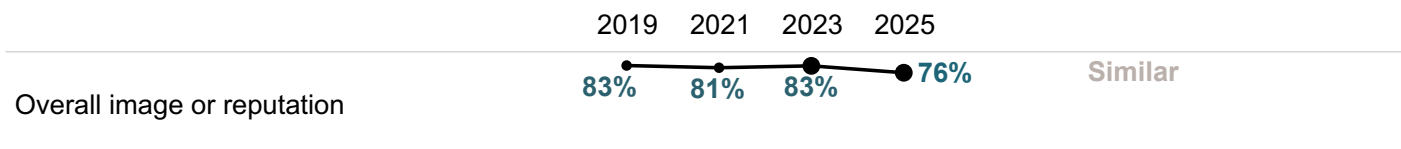
Please rate each of the following aspects of quality of life in Sioux Falls.
(% excellent or good)



Please indicate how likely or unlikely you are to do each of the following.
(% very or somewhat likely)



Please rate each of the following in the Sioux Falls community.
(% excellent or good)

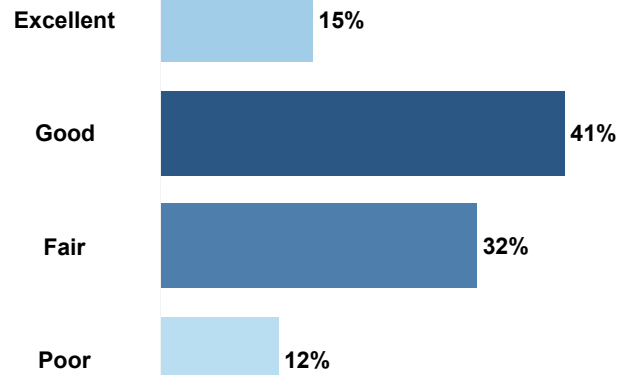


8. Comparison to the national benchmark is shown. If no comparison is available, this is left blank.

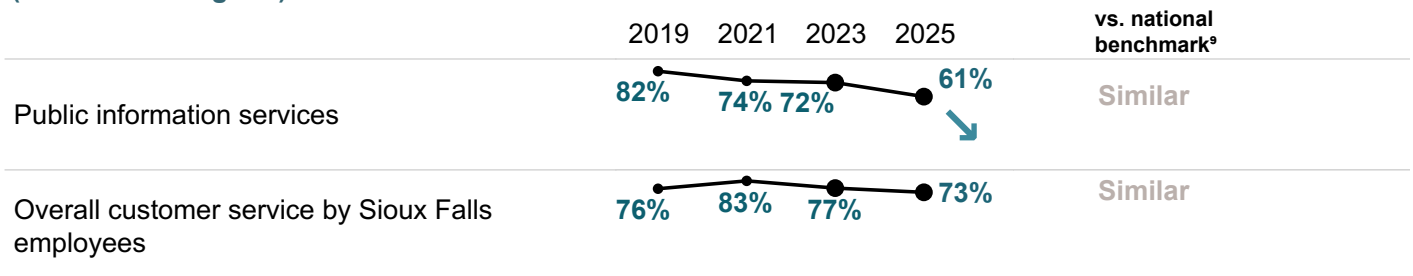
Governance

Strong local governments produce results that meet the needs of residents while making the best use of available resources, and are responsive to the present and future needs of the community as a whole.

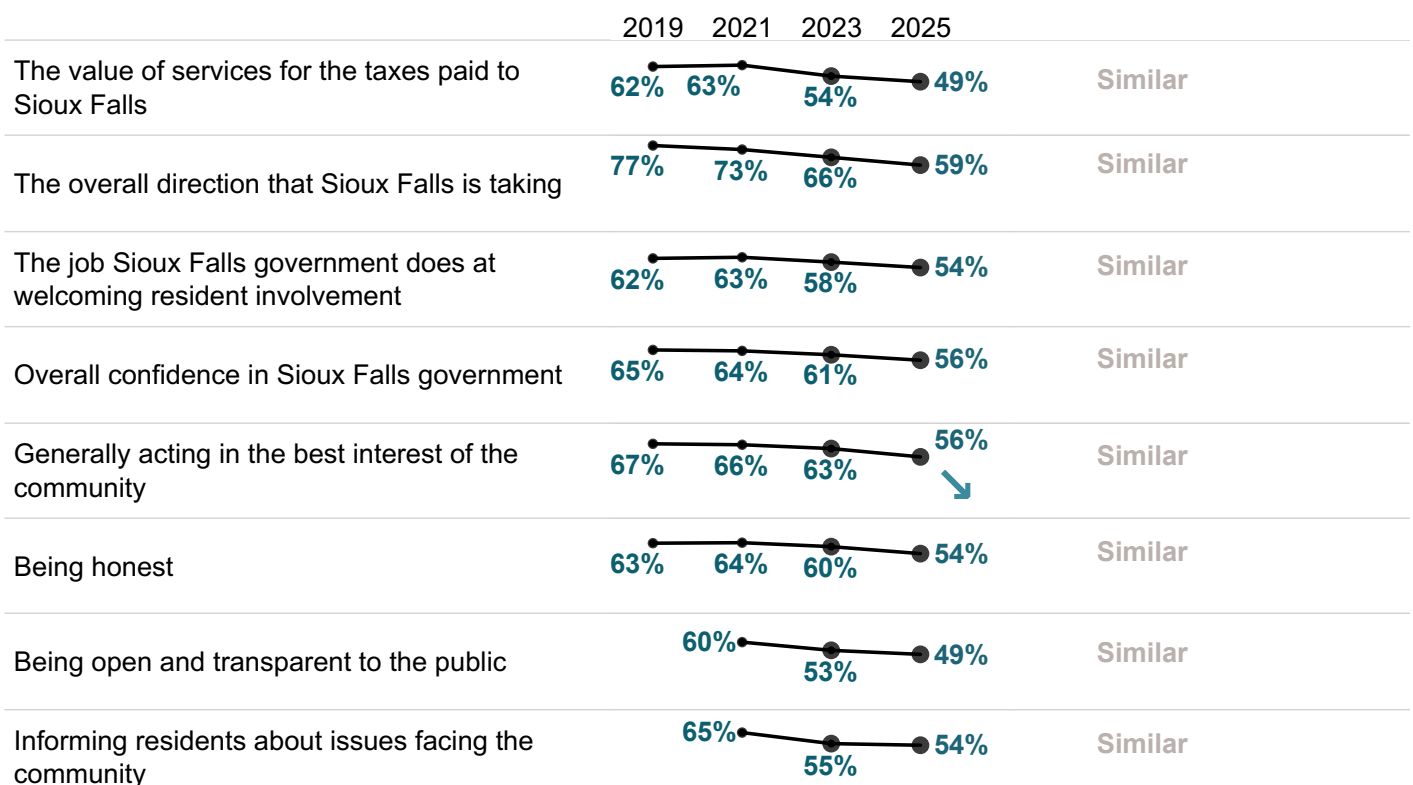
Overall confidence in Sioux Falls government, 2025

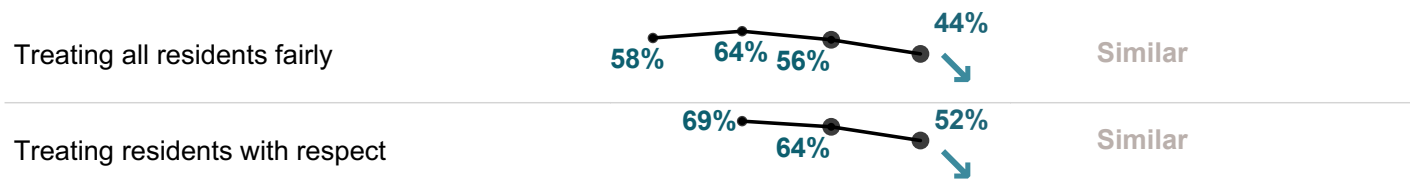


Please rate the quality of each of the following services in Sioux Falls.
(% excellent or good)

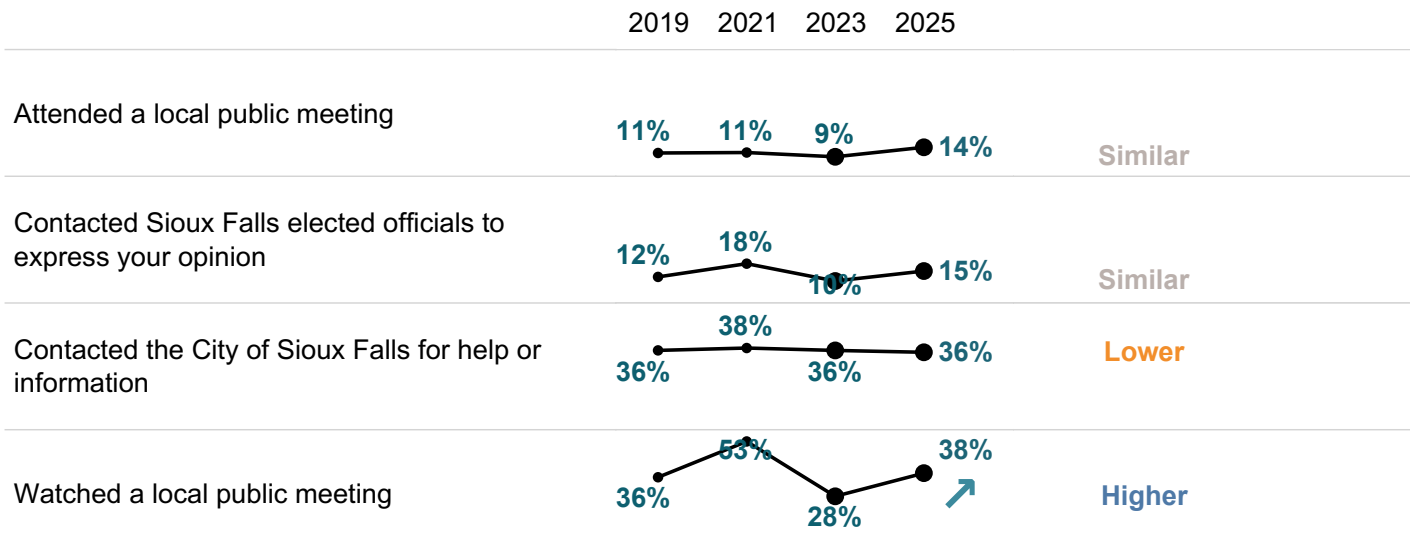


Please rate the following categories of Sioux Falls government performance.
(% excellent or good)

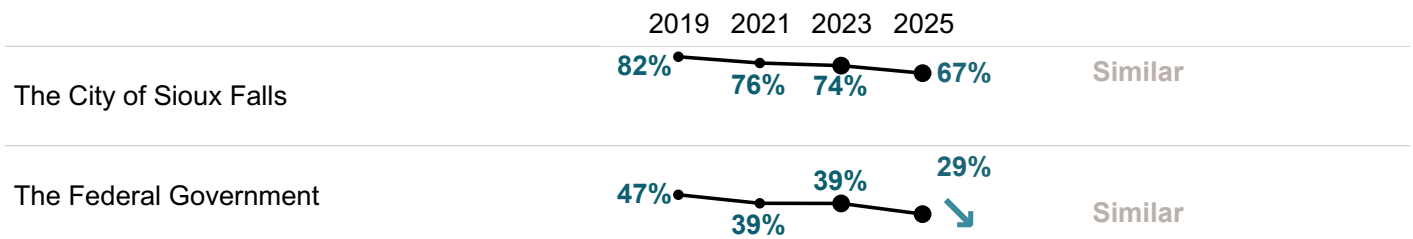




Please indicate whether or not you have done each of the following in the last 12 months.
(% yes)



Overall, how would you rate the quality of the services provided by each of the following?
(% excellent or good)

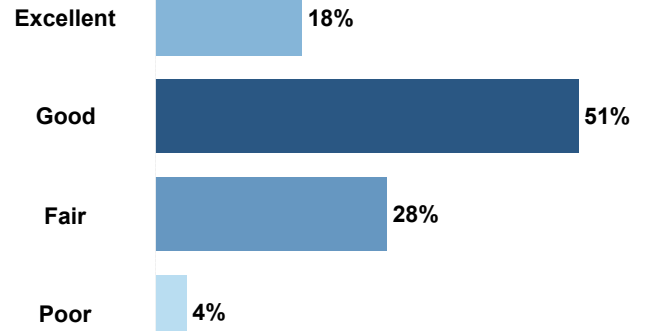


9. Comparison to the national benchmark is shown. If no comparison is available, this is left blank.

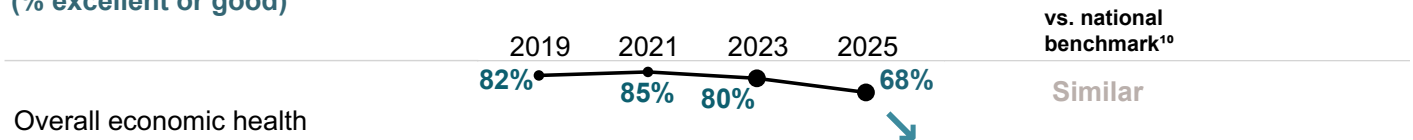
Economy

Local governments work together with private and nonprofit businesses, and with the community at large, to foster sustainable growth, create jobs, and promote a thriving local economy.

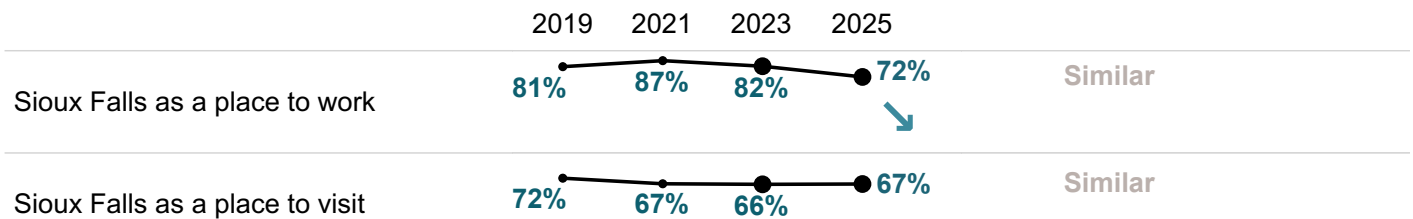
Overall economic health of Sioux Falls, 2025



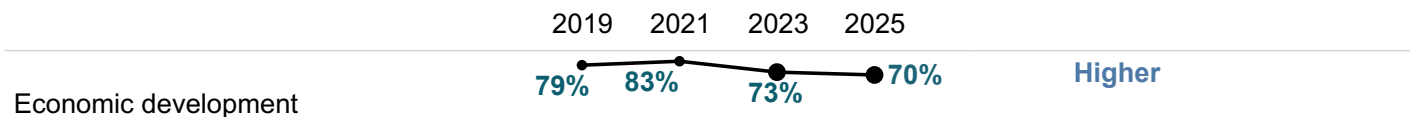
Please rate each of the following characteristics as they relate to Sioux Falls as a whole.
(% excellent or good)



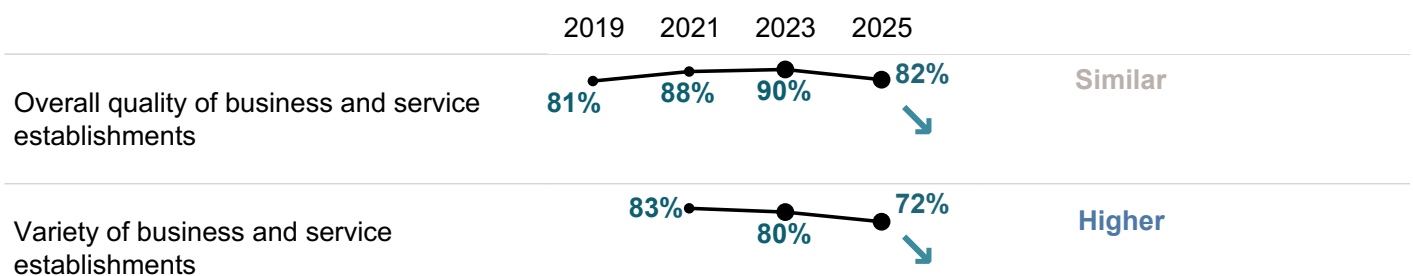
Please rate each of the following aspects of quality of life in Sioux Falls.
(% excellent or good)

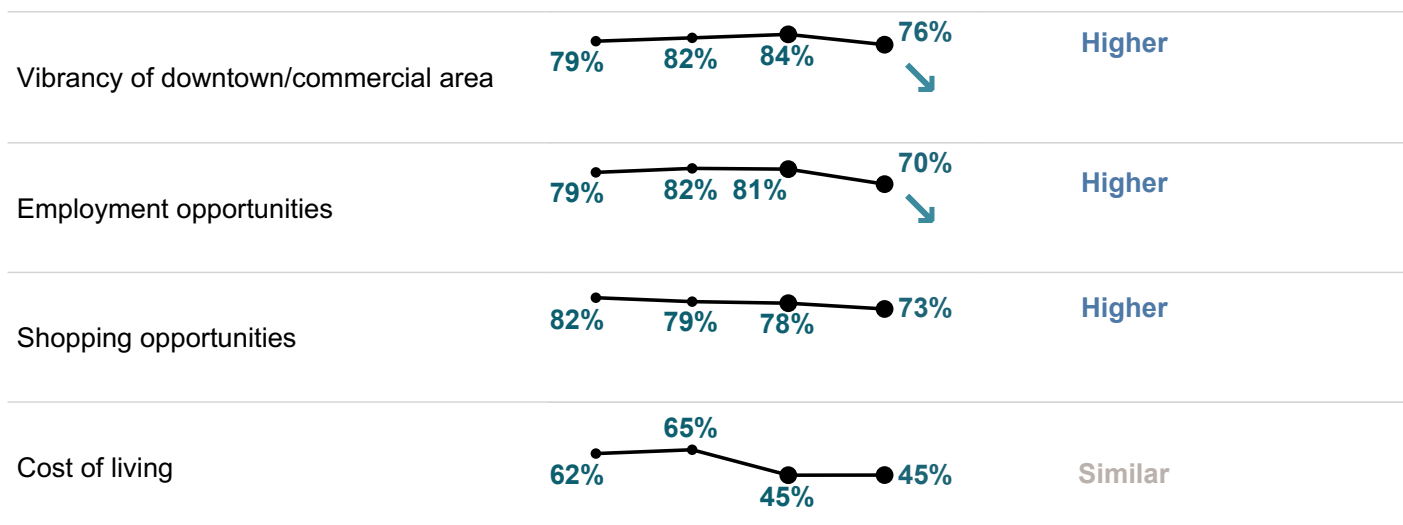


Please rate the quality of each of the following services in Sioux Falls.
(% excellent or good)

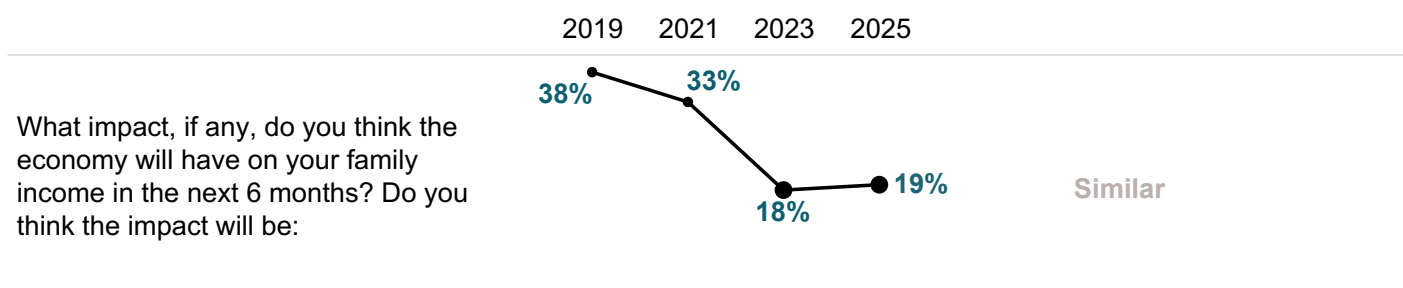


Please rate each of the following in the Sioux Falls community.
(% excellent or good)





What impact, if any, do you think the economy will have on your family income in the next 6 months? Do you think the impact will be:
 (% very or somewhat positive)

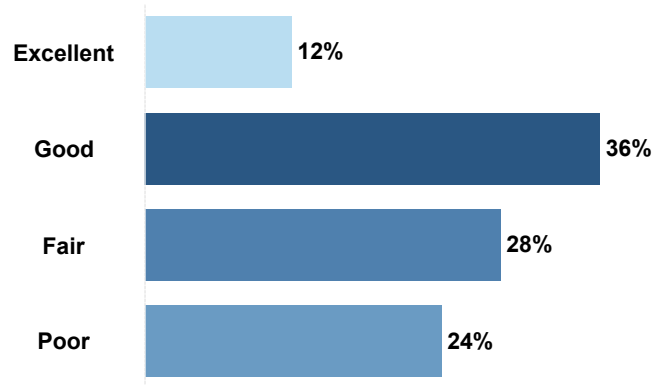


11. Comparison to the national benchmark is shown. If no comparison is available, this is left blank.

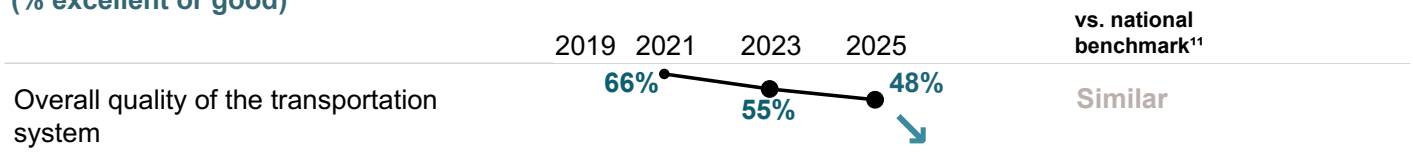
Overall quality of the transportation system in Sioux Falls, 2025

Mobility

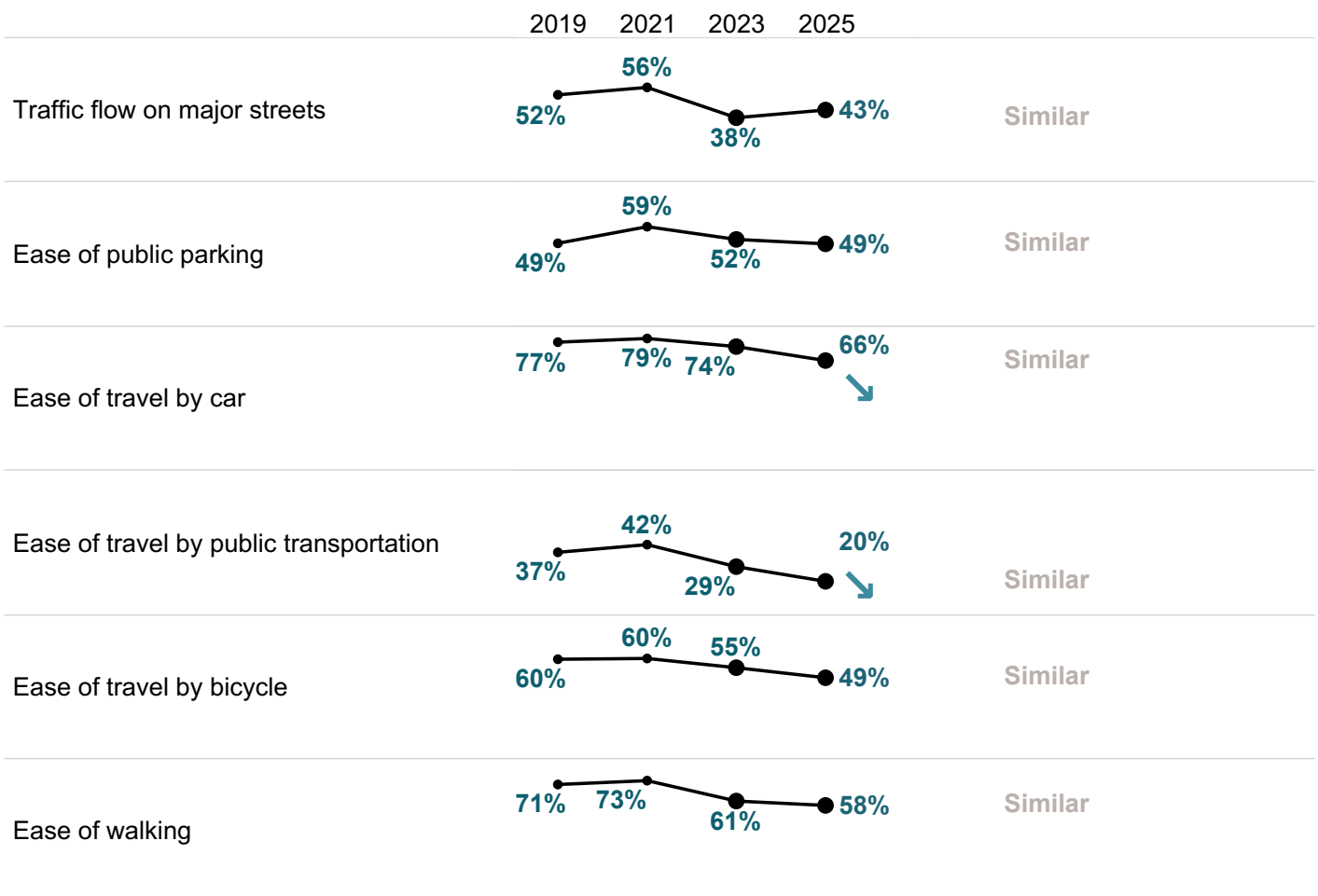
The ease with which residents can move about their communities, whether for commuting, leisure, or recreation, plays a major role in the quality of life for all who live, work, and play in the community.



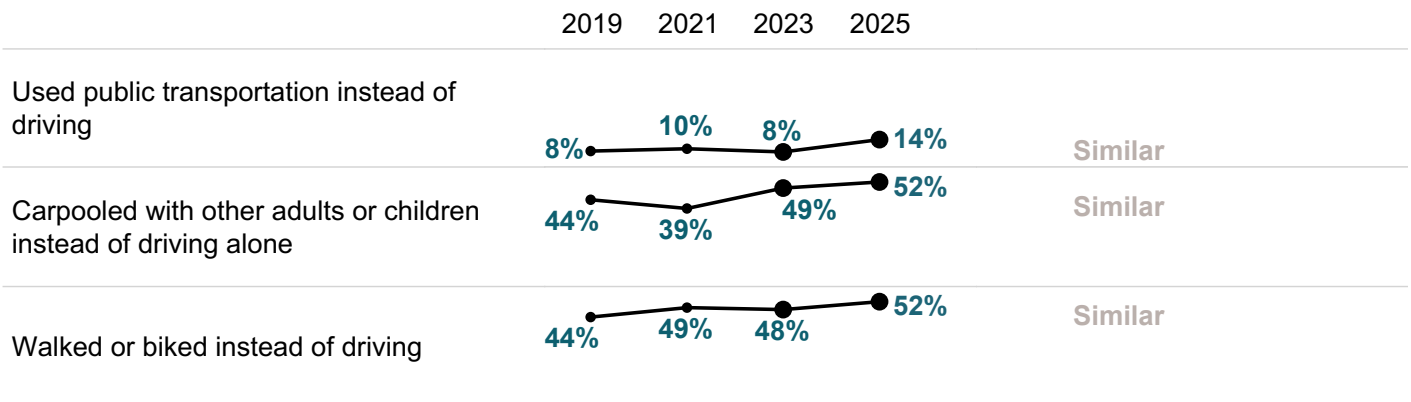
Please rate each of the following characteristics as they relate to Sioux Falls as a whole.
(% excellent or good)



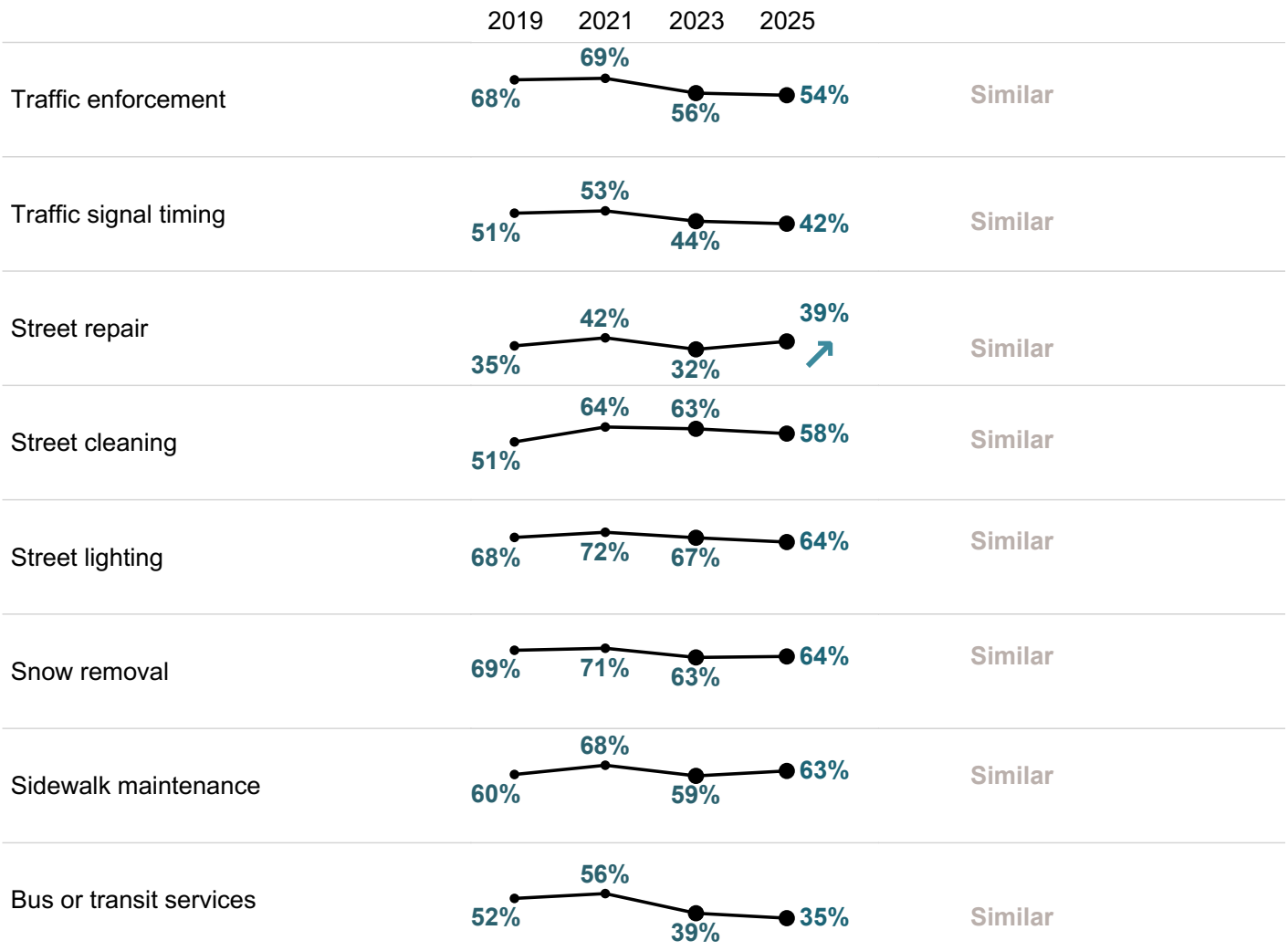
Please also rate each of the following in the Sioux Falls community.
(% excellent or good)



Please indicate whether or not you have done each of the following in the last 12 months.
(% yes)



Please rate the quality of each of the following services in Sioux Falls.
(% excellent or good)

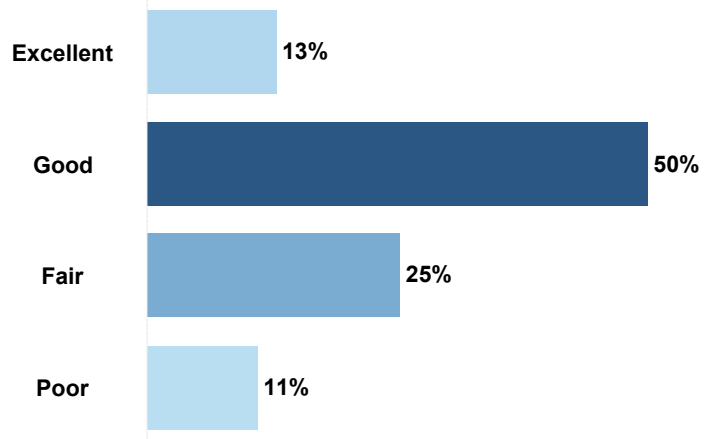


11. Comparison to the national benchmark is shown. If no comparison is available, this is left blank.

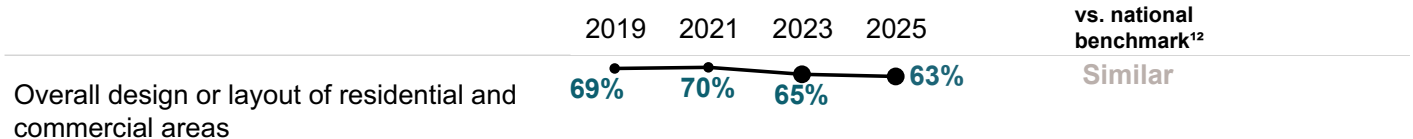
Overall design or layout of Sioux Falls's residential and commercial areas, 2025

Community Design

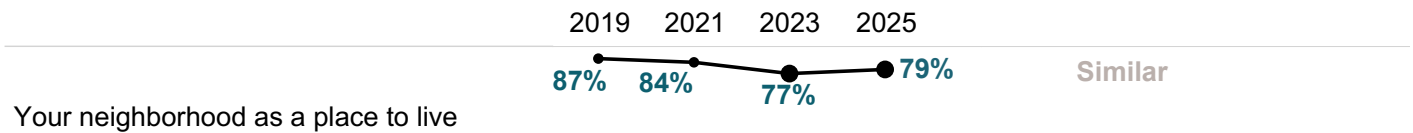
A well-designed community enhances the quality of life for its residents by encouraging smart land use and zoning, ensuring that affordable housing is accessible to all, and providing access to parks and other green spaces.



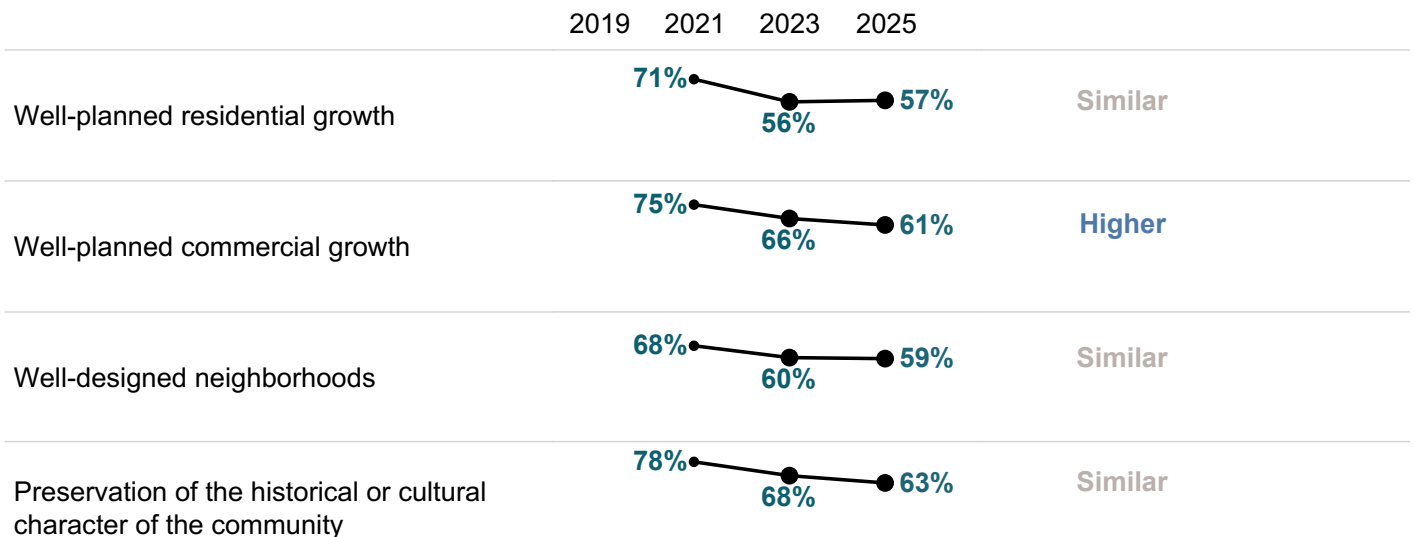
Please rate each of the following characteristics as they relate to Sioux Falls as a whole.
(% excellent or good)

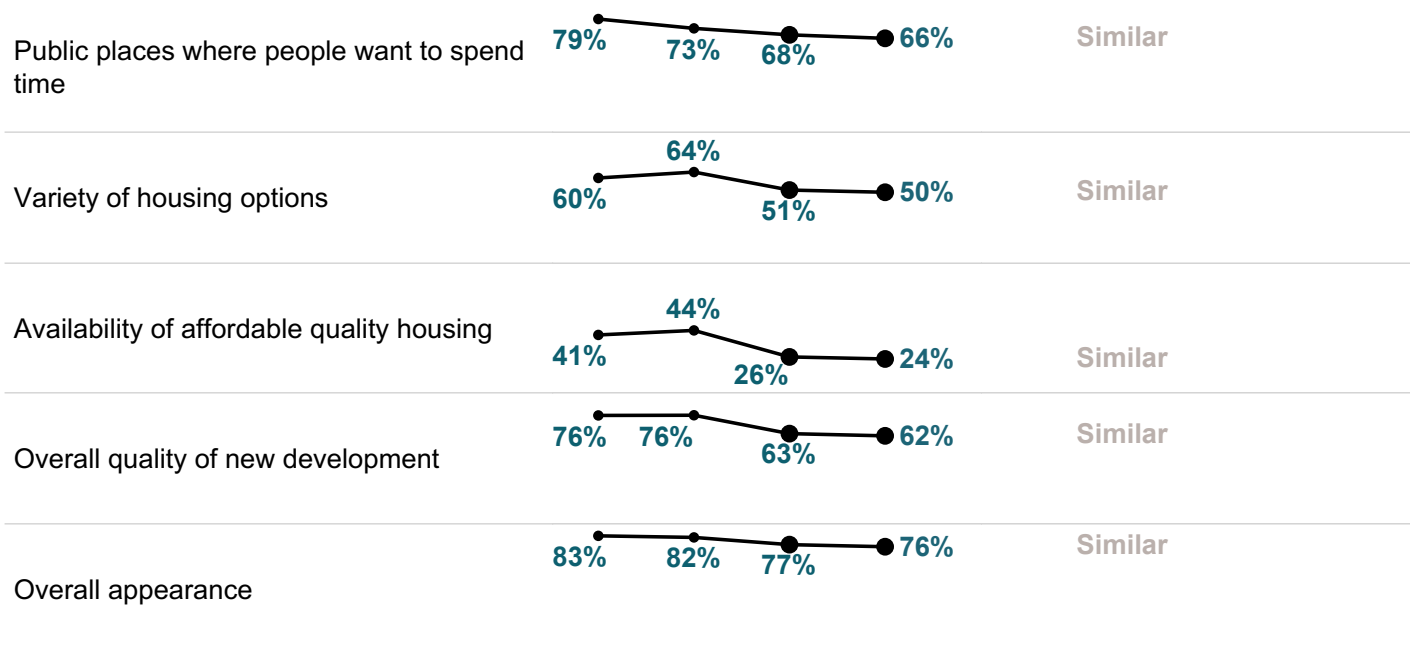


Please rate each of the following aspects of quality of life in Sioux Falls.
(% excellent or good)

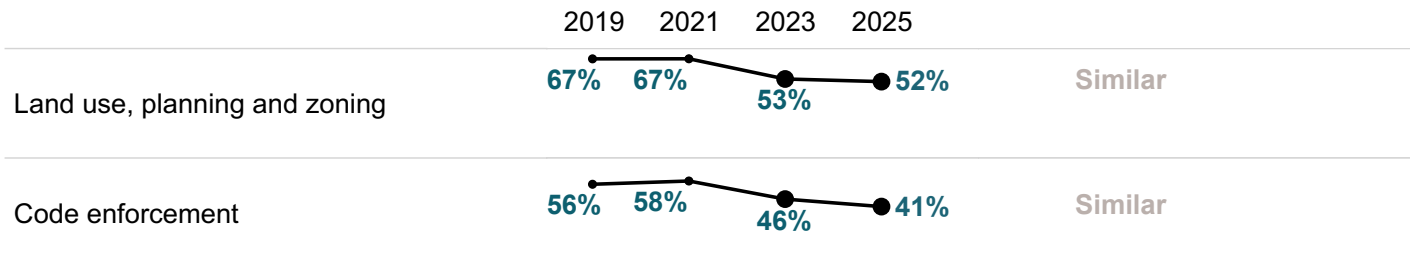


Please also rate each of the following in the Sioux Falls community.
(% excellent or good)





Please rate the quality of each of the following services in Sioux Falls.
 (% excellent or good)

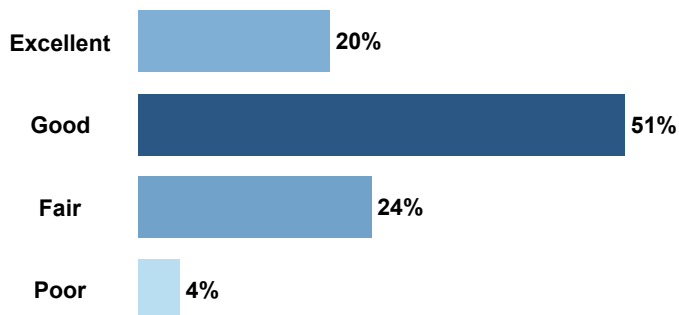


12. Comparison to the national benchmark is shown. If no comparison is available, this is left blank.

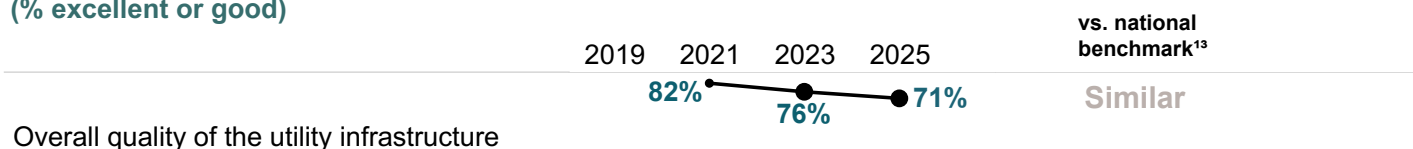
Utilities

Services such as water, gas, electricity, and internet access play a vital role in ensuring the physical and economic health and well-being of the communities they serve.

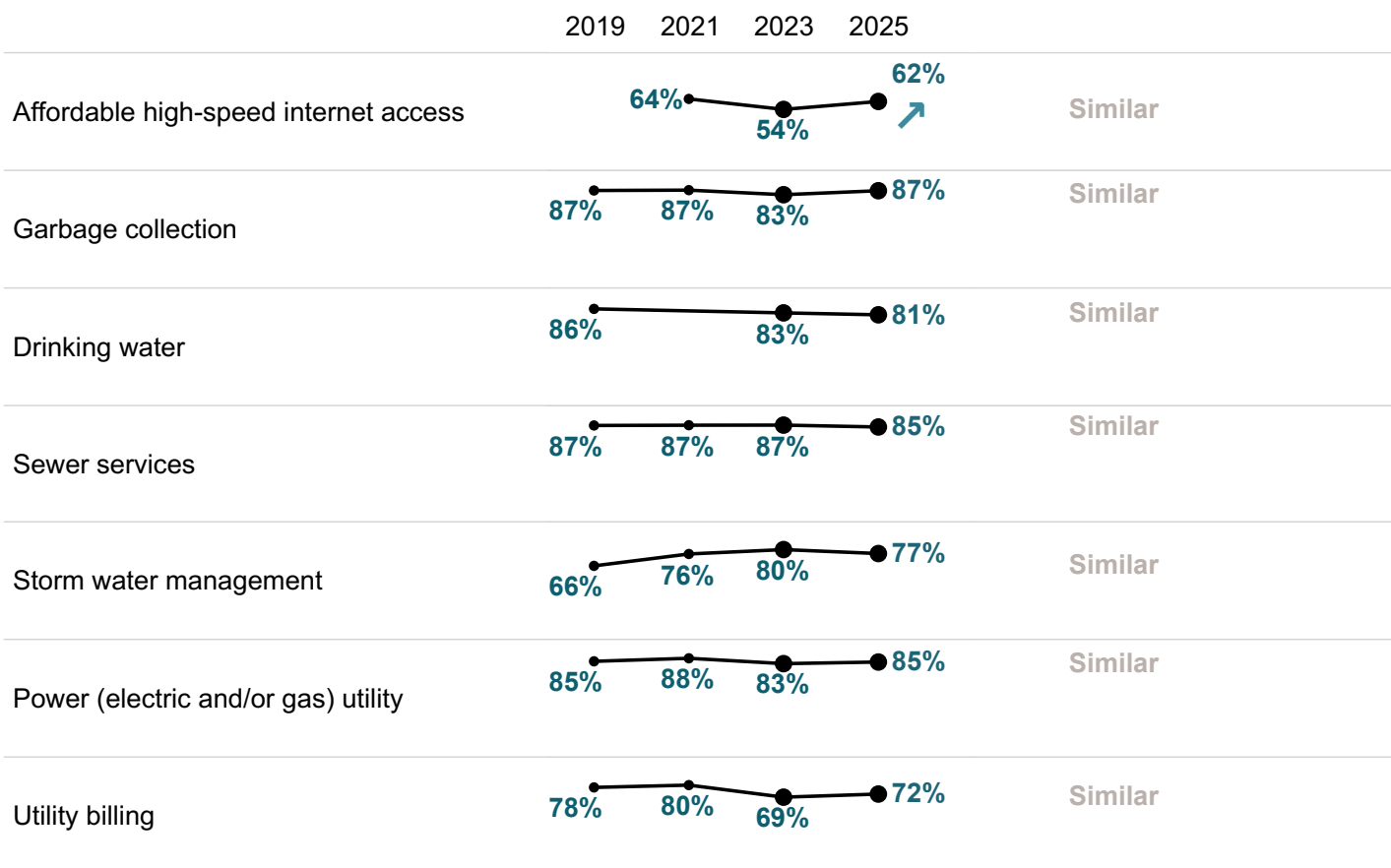
Overall quality of the utility infrastructure in Sioux Falls, 2025



Please rate each of the following characteristics as they relate to Sioux Falls as a whole.
(% excellent or good)



Please rate the quality of each of the following services in Sioux Falls.
(% excellent or good)

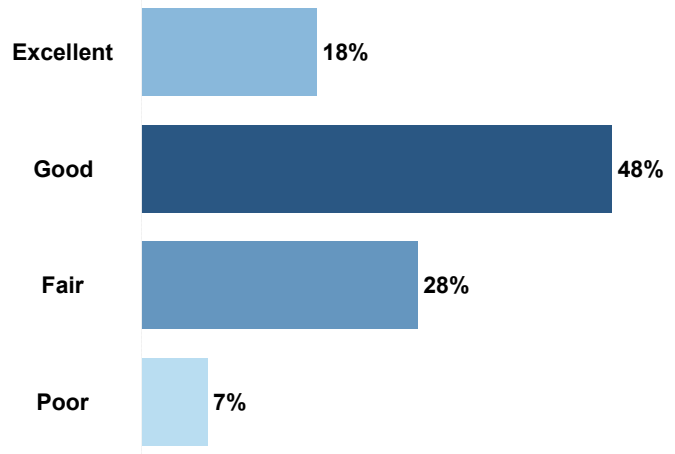


13. Comparison to the national benchmark is shown. If no comparison is available, this is left blank.

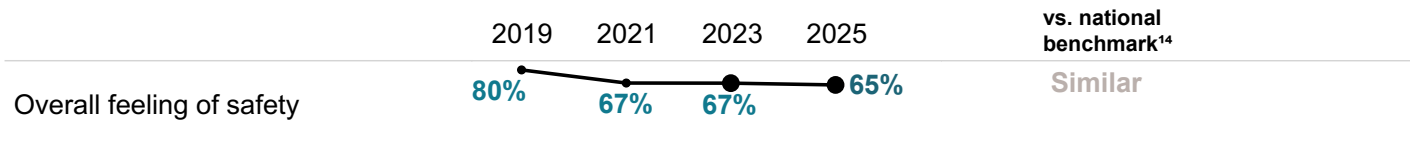
Safety

Public safety is often the most important task facing local governments. All residents should feel safe and secure in their neighborhoods and in the greater community, and providing robust safety-related services is essential to residents' quality of life.

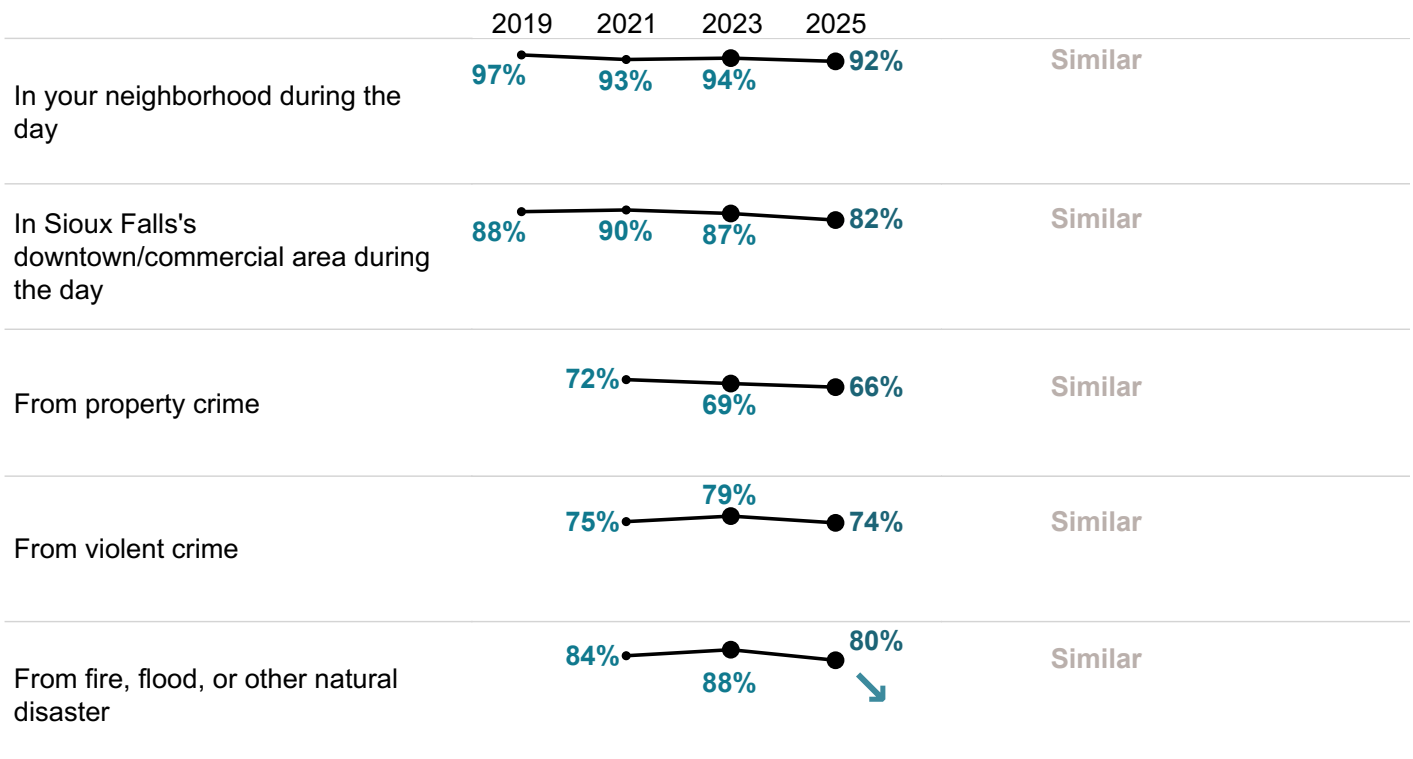
Overall feeling of safety in Sioux Falls, 2025



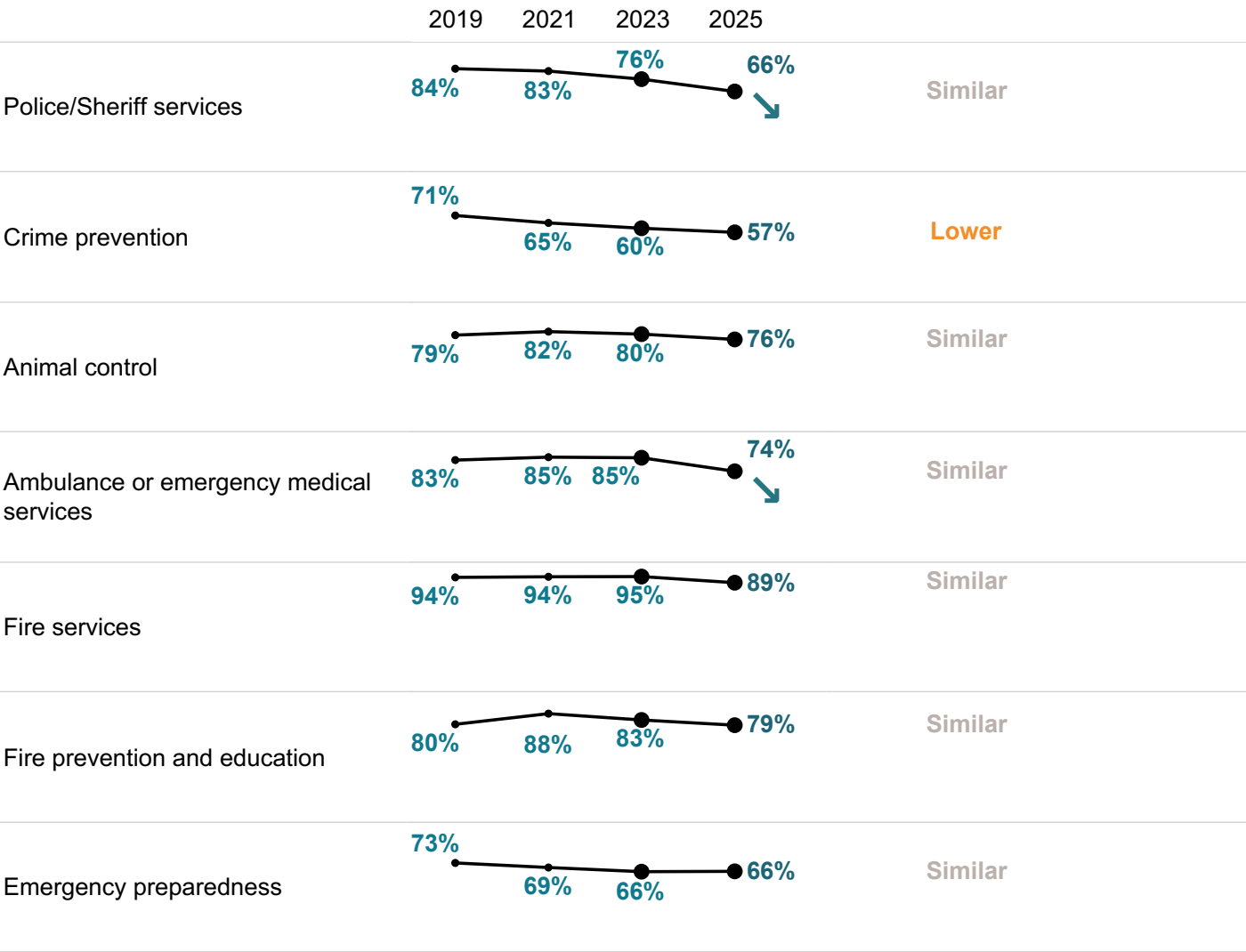
Please rate each of the following characteristics as they relate to Sioux Falls as a whole.
(% excellent or good)



Please rate how safe or unsafe you feel:
(% very or somewhat safe)



Please rate the quality of each of the following services in Sioux Falls.
 (% excellent or good)

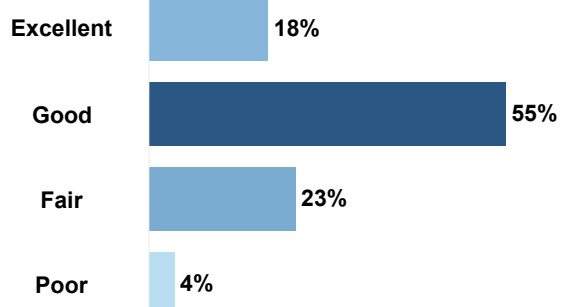


14. Comparison to the national benchmark is shown. If no comparison is available, this is left blank.

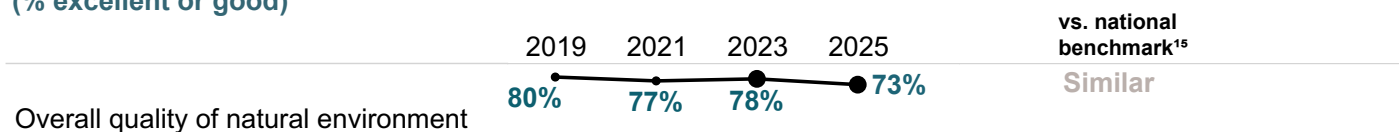
Natural Environment

The natural environment plays a vital role in the health and well-being of residents. The natural spaces in which residents live and experience their communities has a direct and profound effect on quality of life.

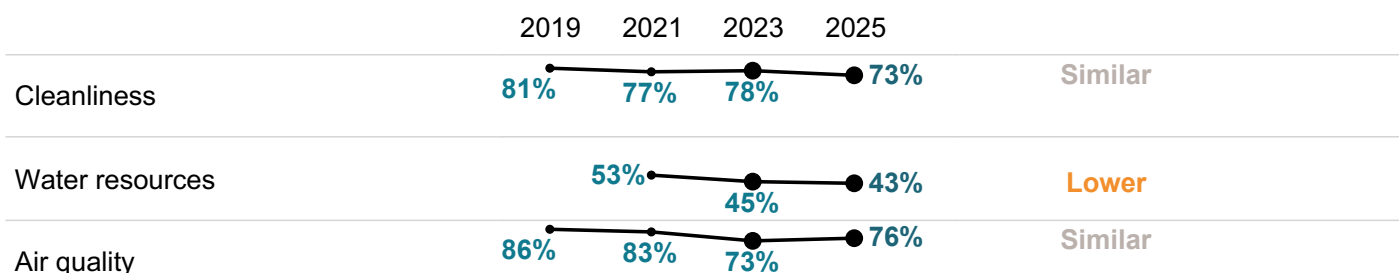
Overall quality of natural environment in Sioux Falls, 2024



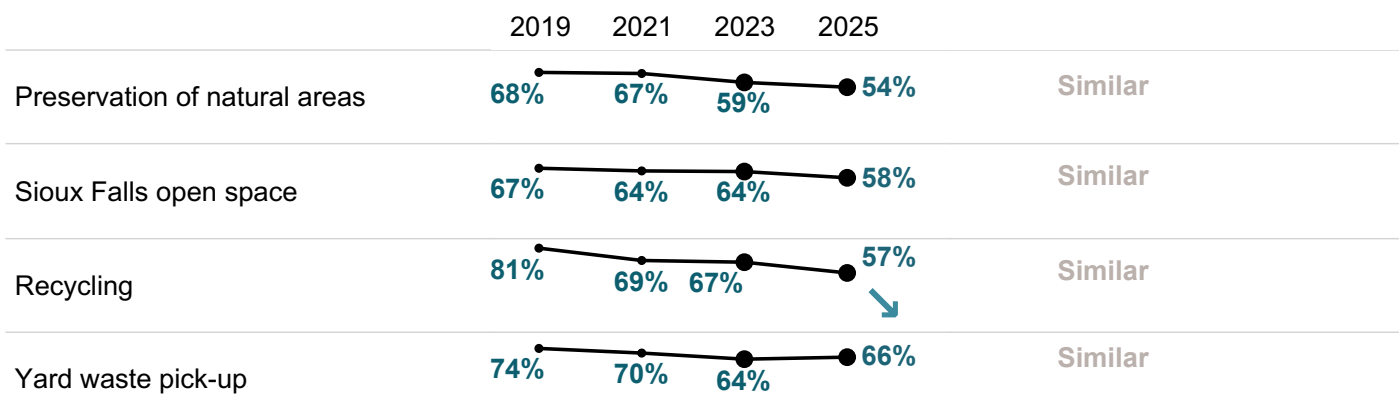
Please rate each of the following characteristics as they relate to Sioux Falls as a whole.
(% excellent or good)



Please also rate each of the following in the Sioux Falls community.
(% excellent or good)



Please rate the quality of each of the following services in Sioux Falls.
(% excellent or good)



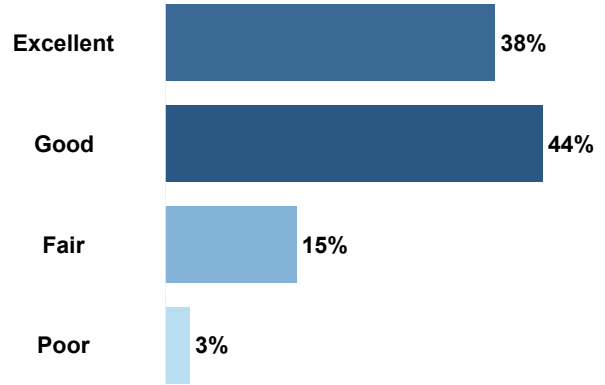
¹⁵. Comparison to the national benchmark is shown. If no comparison is available, this is left blank.

Parks and Recreation

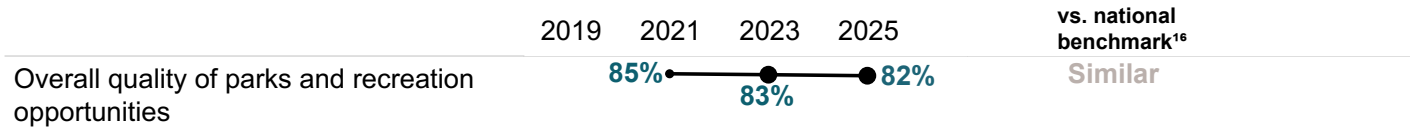
"There are no communities that pride themselves on their quality of life, promote themselves as a desirable location for businesses to relocate, or maintain that they are environmental stewards of their natural resources, without such communities having a robust, active system of parks and recreation programs for public use and enjoyment."

- National Recreation and Park Association

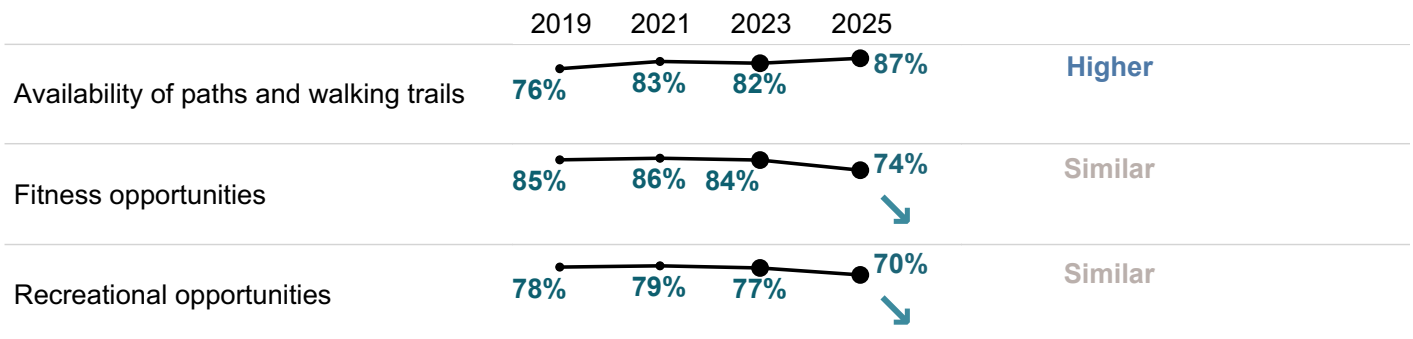
Overall quality of parks and recreation opportunities, 2025



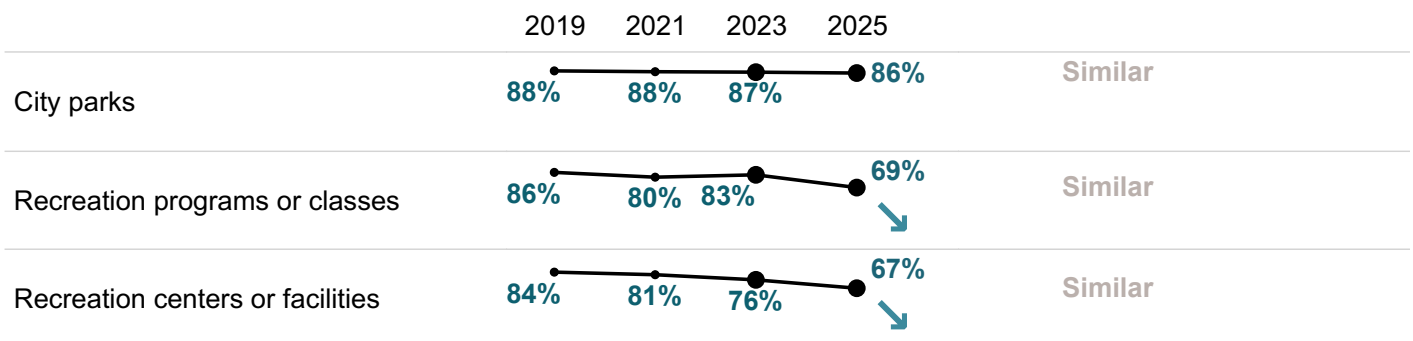
Please rate each of the following characteristics as they relate to Sioux Falls as a whole.
(% excellent or good)



Please also rate each of the following in the Sioux Falls community.
(% excellent or good)



Please rate the quality of each of the following services in Sioux Falls.
(% excellent or good)

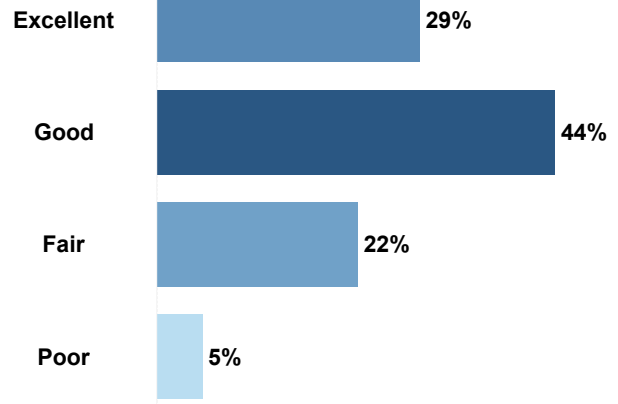


16. Comparison to the national benchmark is shown. If no comparison is available, this is left blank.

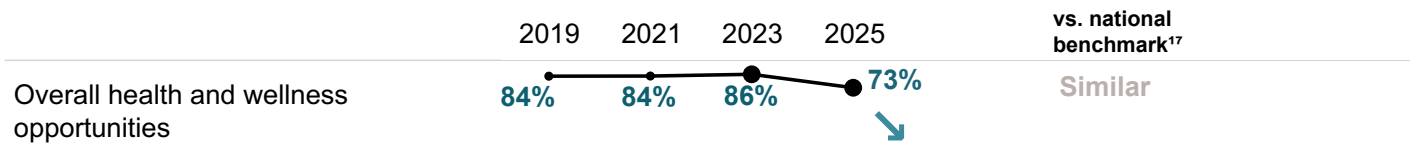
Overall health and wellness opportunities in Sioux Falls, 2025

Health and Wellness

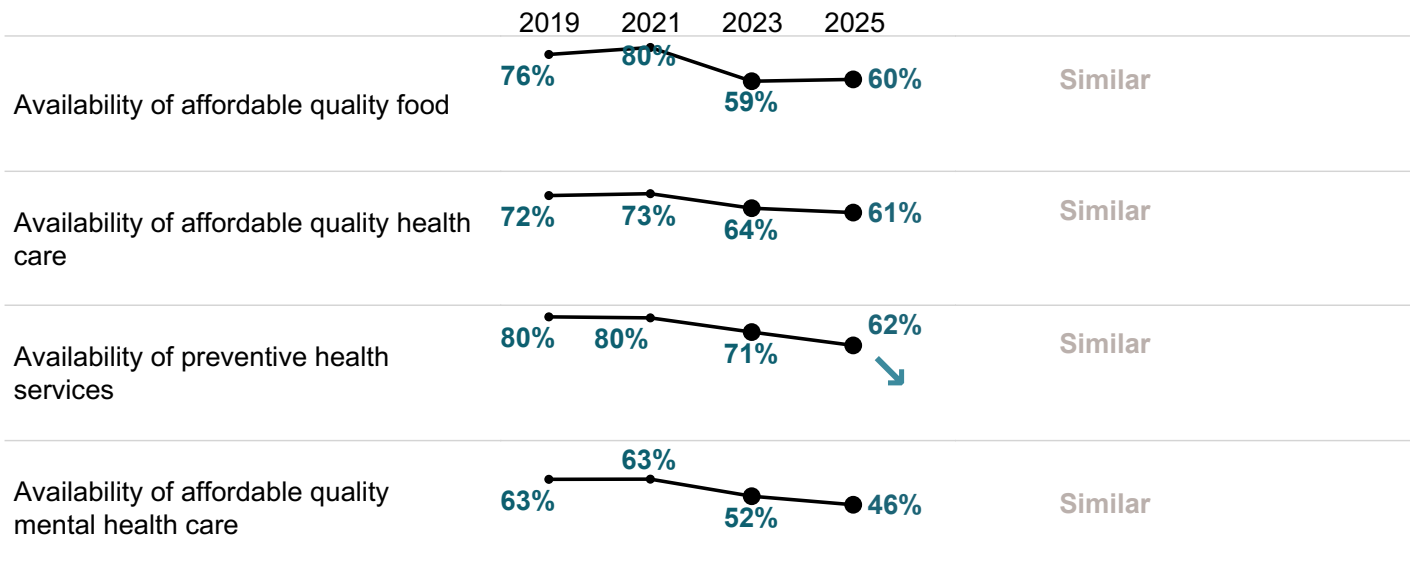
The characteristics of and amenities available in the communities in which people live has a direct impact on the health and wellness of residents, and thus, on their quality of life overall.



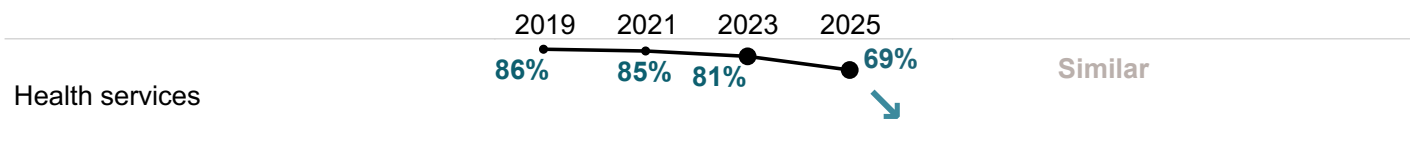
Please rate each of the following characteristics as they relate to Sioux Falls as a whole.
(% excellent or good)



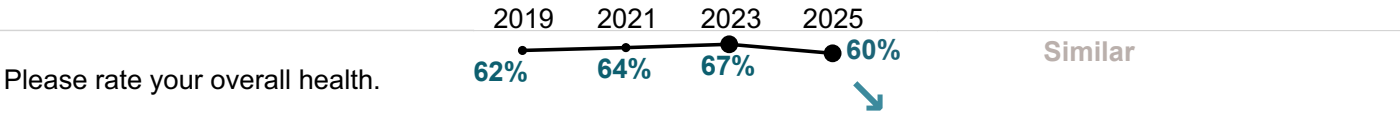
Please also rate each of the following in the Sioux Falls community.
(% excellent or good)



Please rate the quality of each of the following services in Sioux Falls.
(% excellent or good)



Please rate your overall health.
(% excellent or very good)

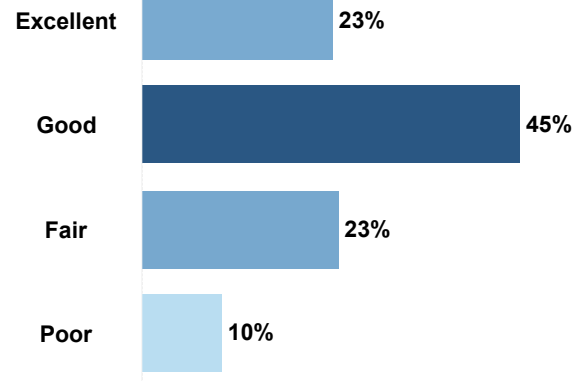


17. Comparison to the national benchmark is shown. If no comparison is available, this is left blank.

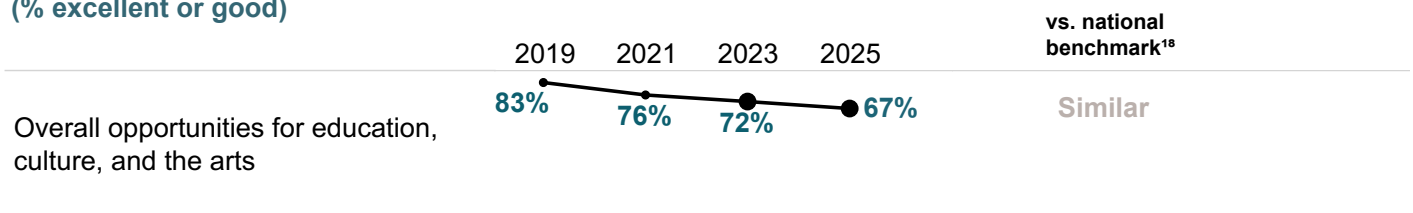
Education, Arts, and Culture

Participation in the arts, in educational opportunities, and in cultural activities is linked to increased civic engagement, greater social tolerance, and enhanced enjoyment of the local community.

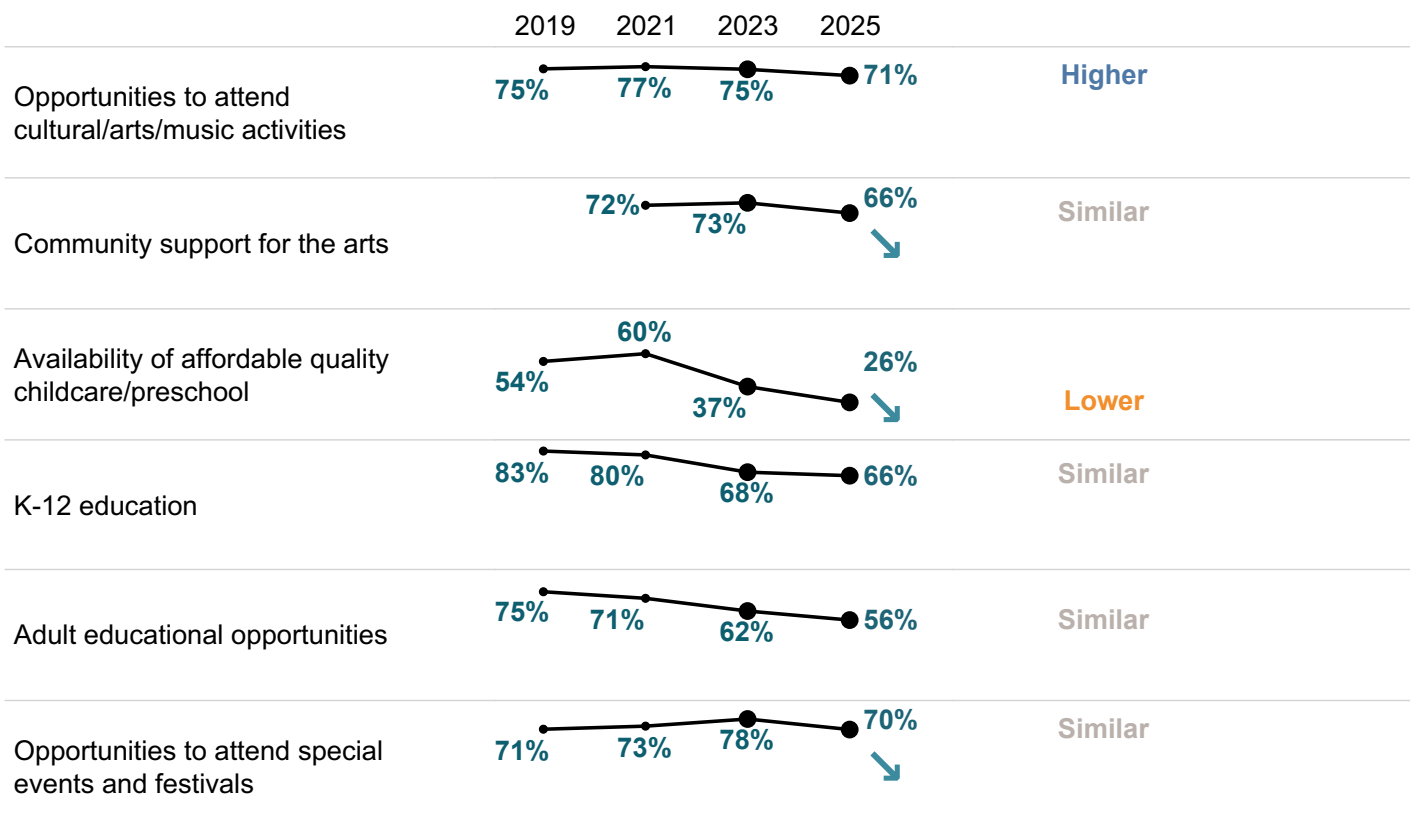
Overall opportunities for education, culture and the arts, 2025



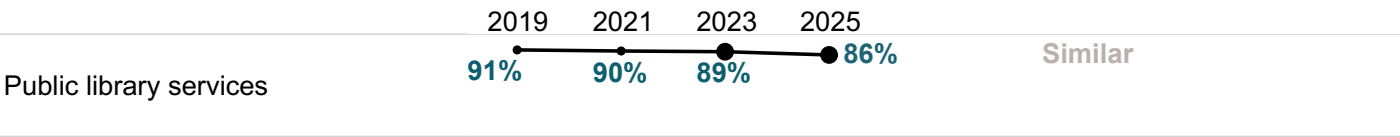
Please rate each of the following characteristics as they relate to Sioux Falls as a whole.
(% excellent or good)



Please also rate each of the following in the Sioux Falls community.
(% excellent or good)



Please rate the quality of each of the following services in Sioux Falls.
(% excellent or good)

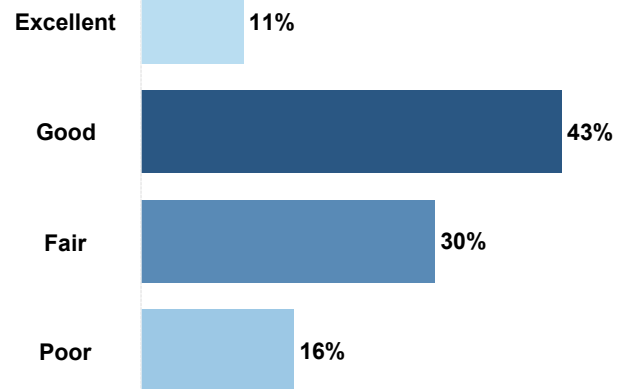


18. Comparison to the national benchmark is shown. If no comparison is available, this is left blank.

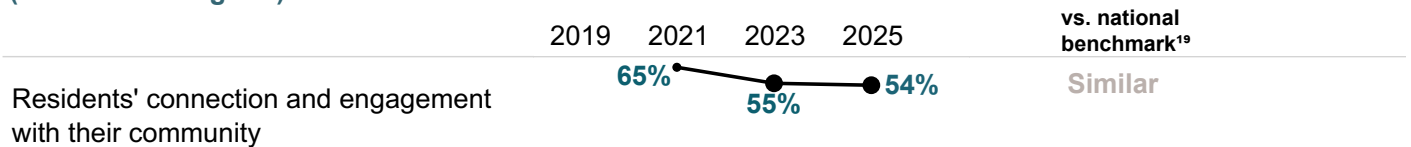
Inclusivity and Engagement

Inclusivity refers to a cultural and environmental feeling of belonging; residents who feel invited to participate within their communities feel more included, involved, and engaged than those who do not.

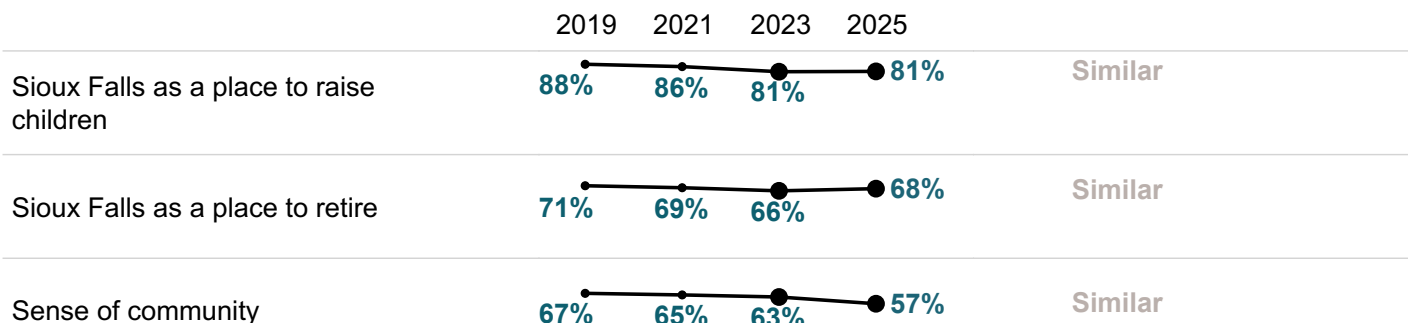
Residents' connection and engagement with their community, 2025



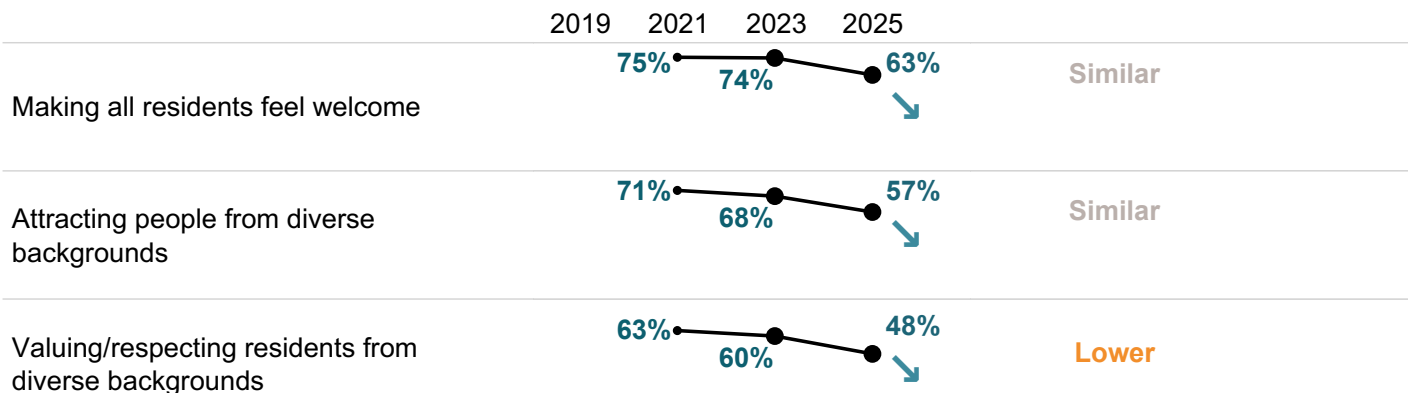
Please rate each of the following characteristics as they relate to Sioux Falls as a whole.
(% excellent or good)



Please rate each of the following aspects of quality of life in Sioux Falls.
(% excellent or good)

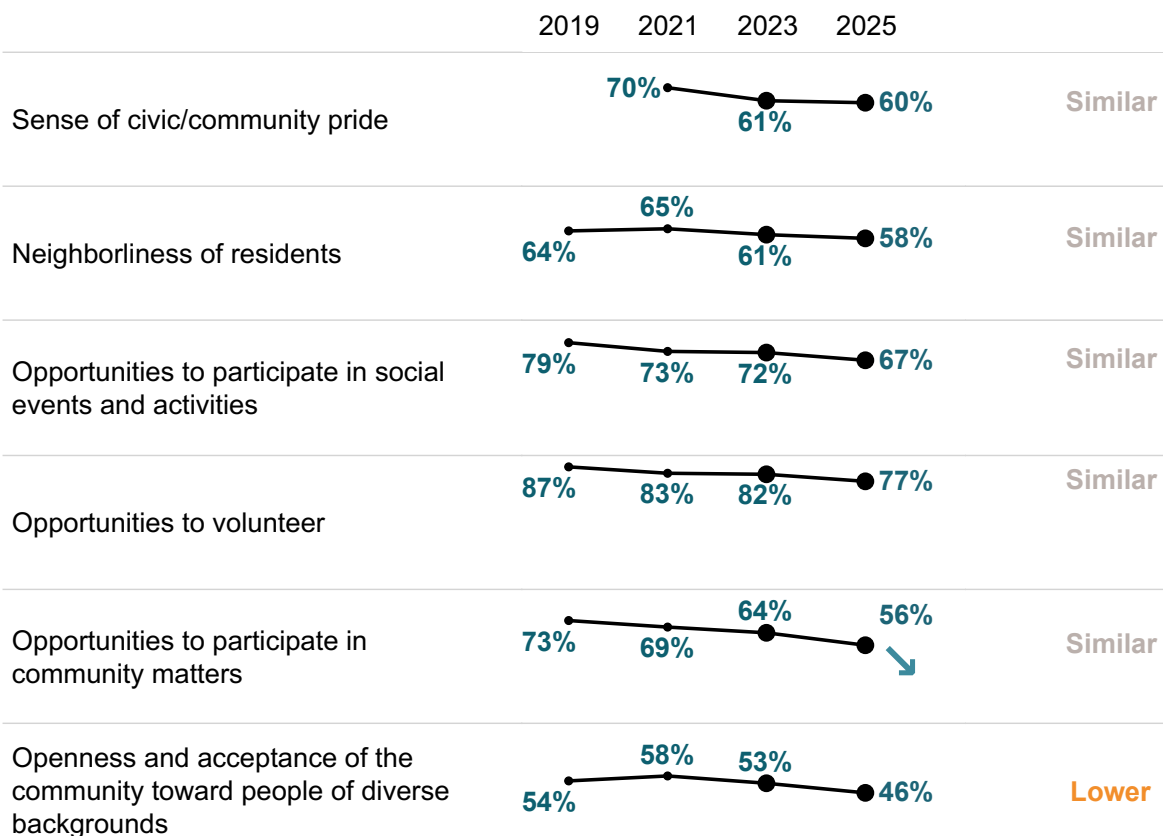


Please rate the job you feel the Sioux Falls community does at each of the following.
(% excellent or good)

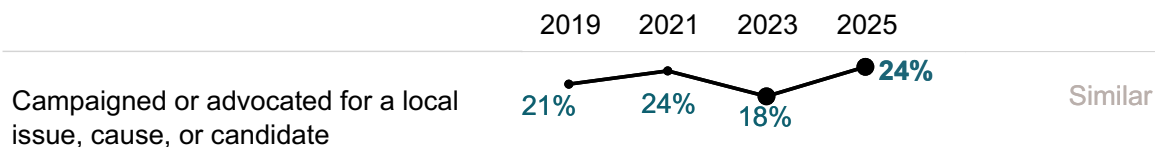




Please also rate each of the following in the Sioux Falls community.
 (% excellent or good)



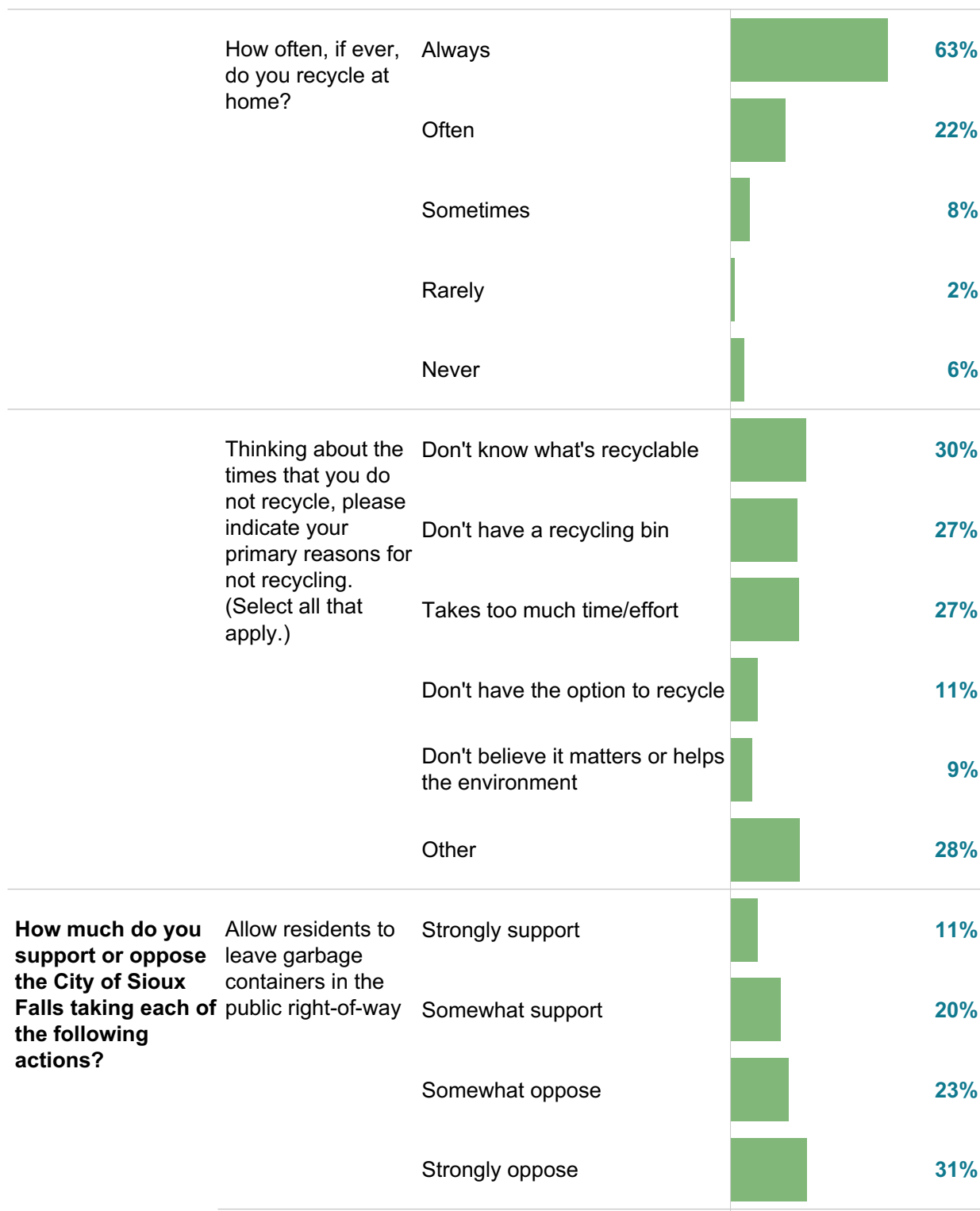
Please indicate whether or not you have done each of the following in the last 12 months.
 (% yes)

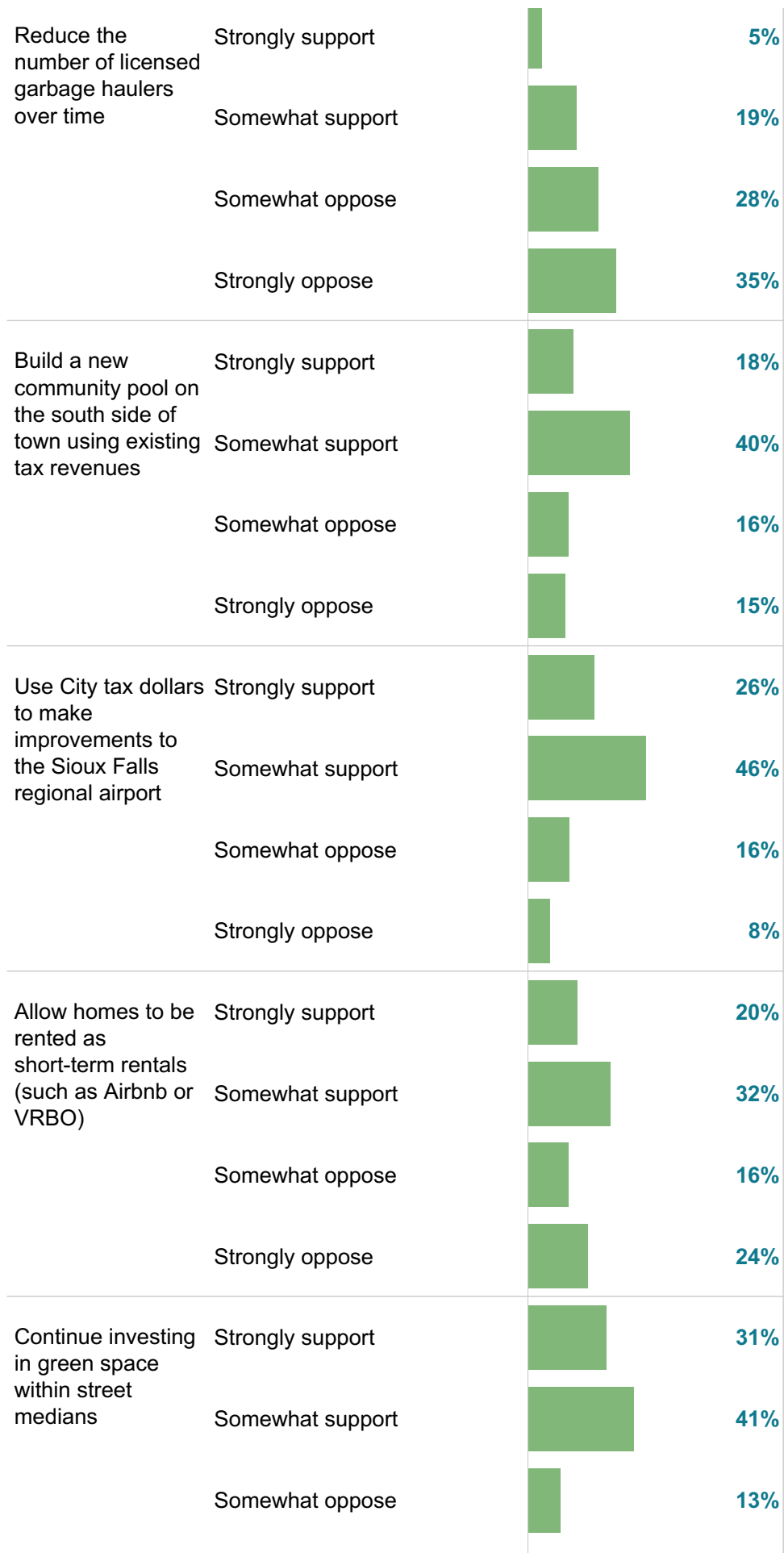


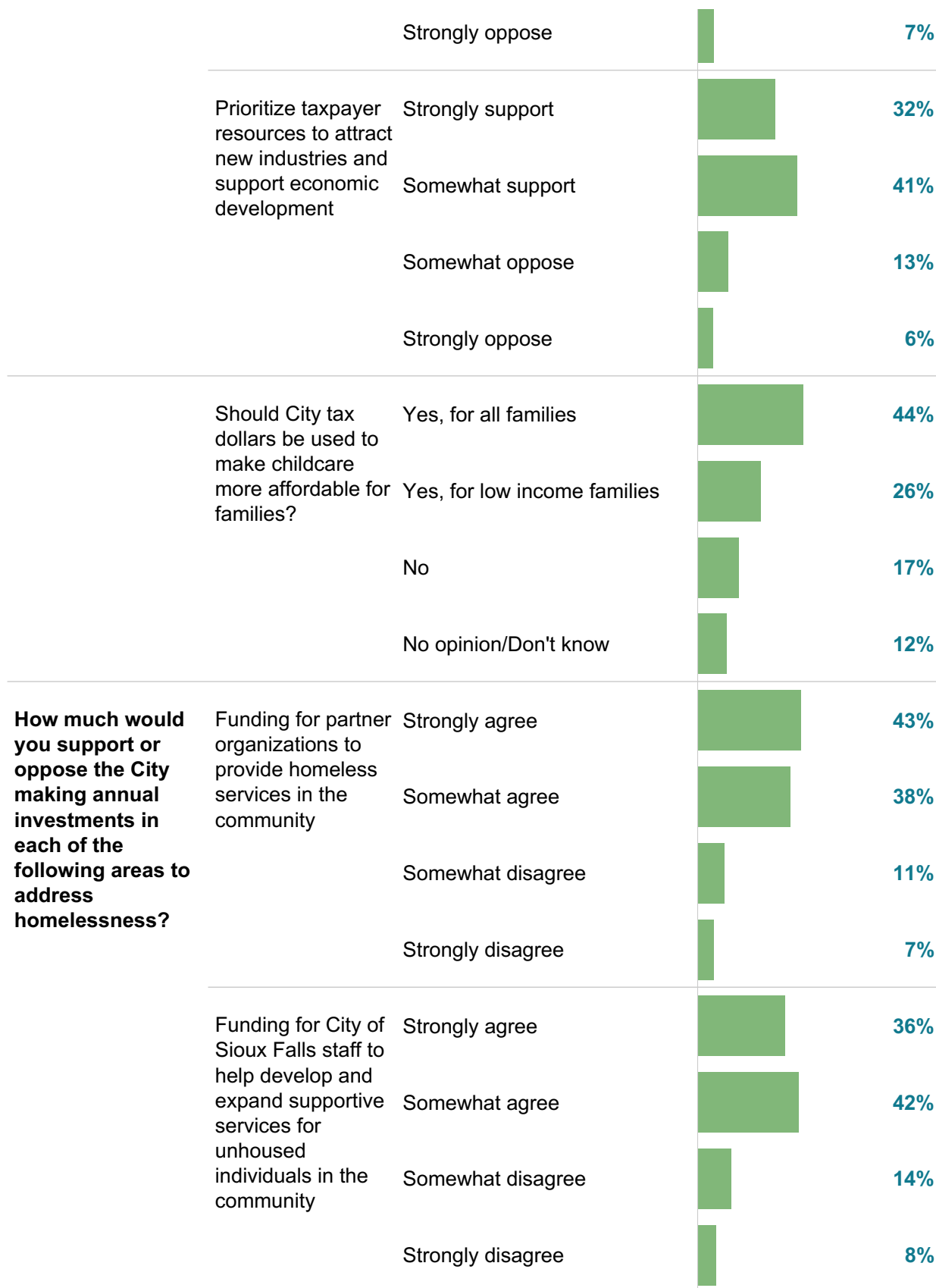
19. Comparison to the national benchmark is shown. If no comparison is available, this is left blank.

Custom questions

Below are the complete set of responses to each custom question on the survey. By default, “don’t know” responses are excluded.







National Benchmark Tables

This table contains the comparisons of Sioux Falls's results to those from other communities. The first column shows the comparison of Sioux Falls's rating to the benchmark. Sioux Falls's results are noted as being "higher", "lower" or "similar" to the benchmark, meaning that the average rating given by Sioux Falls residents is statistically similar to or different than the benchmark. The second column is Sioux Falls's "percent positive." Most commonly, the percent positive is the combination of the top two most positive response options (i.e., excellent/good). The third column is the rank assigned to Sioux Falls's rating among communities where a similar question was asked. The fourth column is the number of communities that asked a similar question. The fifth column shows the percentile for Sioux Falls's result -- that is what percent of surveyed communities had a lower rating than Sioux Falls.

				% positive	Rank	Number of communities	Percentile
Quality of Life	Please rate each of the following aspects of quality of life in Sioux Falls.	Sioux Falls as a place to live	Similar	83%	195	369	45%
		The overall quality of life in Sioux Falls	Similar	78%	205	383	45%
	Please indicate how likely or unlikely you are to do each of the following.	Recommend living in Sioux Falls to someone who asks	Similar	88%	128	332	61%
		Remain in Sioux Falls for the next five years	Similar	87%	97	335	71%
	Please rate each of the following in the Sioux Falls community.	Overall image or reputation of Sioux Falls	Similar	76%	148	362	57%
Governance	Please indicate whether or not you have done each of the following in the last 12 months.	Contacted the City of Sioux Falls (in-person, phone, email, or web) for help or information	Lower	36%	303	338	10%
		Contacted Sioux Falls elected officials (in-person, phone, email, or web) to express your opinion	Similar	15%	191	321	40%
		Attended a local public meeting (of local elected officials like City Council or County Commissioners, advisory boards, town halls, HOA, neighborhood watch, etc.)	Similar	14%	276	323	14%
		Watched (online or on television) a local public meeting	Higher	38%	25	317	92%
	Please rate the quality of each of the following services in Sioux Falls.	Public information services	Similar	61%	213	337	36%
		Overall customer service by Sioux Falls employees (police, receptionists, planners, etc.)	Similar	73%	249	364	29%

Governance

Please rate the following categories of Sioux Falls government performance.

The value of services for the taxes paid to Sioux Falls	Similar	49%	193	374	47%
The overall direction that Sioux Falls is taking	Similar	59%	116	351	66%
The job Sioux Falls government does at welcoming resident involvement	Similar	54%	127	343	63%
Overall confidence in Sioux Falls government	Similar	56%	117	325	64%
Generally acting in the best interest of the community	Similar	56%	137	329	58%
Being honest	Similar	54%	171	320	46%
Being open and transparent to the public	Similar	49%	158	322	51%
Informing residents about issues facing the community	Similar	54%	102	321	68%
Treating all residents fairly	Similar	44%	257	327	21%
Treating residents with respect	Similar	52%	257	319	19%

Overall, how would you rate the quality of the services provided by each of the following?

The City of Sioux Falls	Similar	67%	196	363	44%
The Federal Government	Similar	29%	251	311	19%

Economy

Please rate each of the following aspects of quality of life in Sioux Falls.

Sioux Falls as a place to work	Similar	72%	96	368	73%
Sioux Falls as a place to visit	Similar	67%	151	337	54%

Economy

Please rate each of the following characteristics as they relate to Sioux Falls as a whole.

Overall economic health of Sioux Falls

Similar

68% 133 333 60%

Please rate each of the following in the Sioux Falls community.

Overall quality of business and service establishments in Sioux Falls

Similar

82% 64 332 80%

Variety of business and service establishments in Sioux Falls

Higher

72% 49 318 84%

Vibrancy of downtown/commercial area

Higher

76% 31 317 90%

Employment opportunities

Higher

70% 20 345 94%

Shopping opportunities

Higher

73% 49 333 85%

Cost of living in Sioux Falls

Similar

45% 82 326 75%

Please rate the quality of each of the following services in Sioux Falls.

Economic development

Higher

70% 52 328 84%

Please rate how important, if at all, you think it is for the Sioux Falls community to focus on each of the following in the coming two years.

Overall economic health of Sioux Falls

Similar

87% 239 319 25%

What impact, if any, do you think the economy will have on your family income in the next 6 months? Do you think the impact will be:

Similar

19% 202 319 36%

Mobility

Please rate each of the following characteristics as they relate to Sioux Falls as a whole.

Overall quality of the transportation system (auto, bicycle, foot, bus) in Sioux Falls

Similar

48% 187 327 42%

Please also rate each of the following in the Sioux Falls community.

Traffic flow on major streets

Similar

43% 221 352 35%

Ease of public parking

Similar

49% 217 321 32%

Ease of travel by car in Sioux Falls

Similar

66% 215 341 36%

Mobility	Please also rate each of the following in the Sioux Falls community.	Ease of travel by public transportation in Sioux Falls	Similar	20%	237	322	26%
		Ease of travel by bicycle in Sioux Falls	Similar	49%	188	340	44%
		Ease of walking in Sioux Falls	Similar	58%	210	342	37%
	Please indicate whether or not you have done each of the following in the last 12 months.	Used bus, rail, subway, or other public transportation instead of driving	Similar	14%	165	309	46%
		Carpooled with other adults or children instead of driving alone	Similar	52%	82	317	74%
		Walked or biked instead of driving	Similar	52%	215	318	32%
	Please rate the quality of each of the following services in Sioux Falls.	Traffic enforcement	Similar	54%	237	359	32%
		Traffic signal timing	Similar	42%	290	323	10%
		Street repair	Similar	39%	249	367	31%
		Street cleaning	Similar	58%	211	334	36%
		Street lighting	Similar	64%	159	348	52%
		Snow removal	Similar	64%	154	287	45%
		Sidewalk maintenance	Similar	63%	127	328	61%
		Bus or transit services	Similar	35%	212	316	33%

Mobility	Please rate how important, if at all, you think it is for the Sioux Falls community to focus on each of the following in the coming two years.	Overall quality of the transportation system (auto, bicycle, foot, bus) in Sioux Falls	Similar	77%	114	316	64%
Community Design	Please rate each of the following aspects of quality of life in Sioux Falls.	Your neighborhood as a place to live	Similar	79%	226	345	34%
	Please rate each of the following characteristics as they relate to Sioux Falls as a whole.	Overall design or layout of Sioux Falls's residential and commercial areas (e.g., homes, buildings, streets, parks, etc.)	Similar	63%	146	328	55%
	Please also rate each of the following in the Sioux Falls community.	Well-planned residential growth	Similar	57%	86	319	73%
		Well-planned commercial growth	Higher	61%	26	318	92%
		Well-designed neighborhoods	Similar	59%	149	318	53%
		Preservation of the historical or cultural character of the community	Similar	63%	111	315	65%
		Public places where people want to spend time	Similar	66%	104	321	67%
		Variety of housing options	Similar	50%	132	333	60%
		Availability of affordable quality housing	Similar	24%	183	349	47%
		Overall quality of new development in Sioux Falls	Similar	62%	82	335	75%
		Overall appearance of Sioux Falls	Similar	76%	132	341	60%
	Please rate the quality of each of the following services in Sioux Falls.	Land use, planning, and zoning	Similar	52%	95	340	72%
		Code enforcement (weeds, abandoned buildings, etc.)	Similar	41%	200	352	41%

Community Design	Please rate how important, if at all, you think it is for the Sioux Falls community to focus on each of the following in the coming two years.	Overall design or layout of Sioux Falls's residential and commercial areas (e.g., homes, buildings, streets, parks, etc.)	Similar	81%	101	319	68%
Utilities	Please rate each of the following characteristics as they relate to Sioux Falls as a whole.	Overall quality of the utility infrastructure in Sioux Falls (water, sewer, storm water, electric/gas, broadband)	Similar	71%	122	317	61%
	Please rate the quality of each of the following services in Sioux Falls.	Affordable high-speed internet access	Similar	62%	112	314	64%
		Garbage collection	Similar	87%	178	342	47%
		Drinking water	Similar	81%	103	340	69%
		Sewer services	Similar	85%	126	331	61%
		Storm water management (storm drainage, dams, levees, etc.)	Similar	77%	142	344	58%
		Power (electric and/or gas) utility	Similar	85%	78	300	74%
		Utility billing	Similar	72%	117	317	63%
	Please rate how important, if at all, you think it is for the Sioux Falls community to focus on each of the following in the coming two years.	Overall quality of the utility infrastructure in Sioux Falls (water, sewer, storm water, electric/gas, broadband)	Similar	90%	146	316	54%
Safety	Please rate each of the following characteristics as they relate to Sioux Falls as a whole.	Overall feeling of safety in Sioux Falls	Similar	65%	252	354	27%
	Please rate how safe or unsafe you feel:	In your neighborhood during the day	Similar	92%	198	340	41%
		In Sioux Falls's downtown/commercial area during the day	Similar	82%	253	327	22%
		From property crime	Similar	66%	242	325	25%

Safety	Please rate how safe or unsafe you feel:	From violent crime	Similar	74%	249	325	23%
		From fire, flood, or other natural disaster	Similar	80%	177	317	44%
	Please rate the quality of each of the following services in Sioux Falls.	Police/Sheriff services	Similar	66%	287	380	21%
		Crime prevention	Lower	57%	274	357	20%
		Animal control	Similar	76%	136	336	58%
		Ambulance or emergency medical services	Similar	74%	291	347	13%
		Fire services	Similar	89%	218	361	38%
		Fire prevention and education	Similar	79%	150	332	54%
		Emergency preparedness (services that prepare the community for natural disasters or other emergency situations)	Similar	66%	188	332	42%
	Please rate how important, if at all, you think it is for the Sioux Falls community to focus on each of the following in the coming two years.	Overall feeling of safety in Sioux Falls	Similar	92%	134	319	58%
Parks and Recreation	Please rate each of the following characteristics as they relate to Sioux Falls as a whole.	Overall quality of parks and recreation opportunities	Similar	82%	121	323	62%
	Please also rate each of the following in the Sioux Falls community.	Availability of paths and walking trails	Higher	87%	71	343	79%
		Fitness opportunities (including exercise classes and paths or trails, etc.)	Similar	74%	130	323	59%
		Recreational opportunities	Similar	70%	137	338	59%

Parks and Recreation	Please rate the quality of each of the following services in Sioux Falls.	City parks	Similar	86%	82	349	76%
		Recreation programs or classes	Similar	69%	158	334	52%
		Recreation centers or facilities	Similar	67%	162	326	50%
	Please rate how important, if at all, you think it is for the Sioux Falls community to focus on each of the following in the coming two years.	Overall quality of parks and recreation opportunities	Similar	77%	240	317	24%
Inclusivity and Engagement	Please rate each of the following aspects of quality of life in Sioux Falls.	Sioux Falls as a place to raise children	Similar	81%	173	373	52%
		Sioux Falls as a place to retire	Similar	68%	120	366	66%
		Sense of community	Similar	57%	246	349	28%
	Please rate each of the following characteristics as they relate to Sioux Falls as a whole.	Residents' connection and engagement with their community	Similar	54%	195	320	39%
	Please rate the job you feel the Sioux Falls community does at each of the following.	Making all residents feel welcome	Similar	63%	238	321	26%
		Attracting people from diverse backgrounds	Similar	57%	203	319	36%
		Valuing/respecting residents from diverse backgrounds	Lower	48%	284	320	11%
		Taking care of vulnerable residents (elderly, disabled, homeless, etc.)	Similar	38%	253	316	20%
	Please also rate each of the following in the Sioux Falls community.	Sense of civic/community pride	Similar	60%	183	316	42%
		Neighborliness of residents in Sioux Falls	Similar	58%	207	321	35%

Inclusivity and Engagement	Please also rate each of the following in the Sioux Falls community.	Opportunities to participate in social events and activities	Similar	67%	102	328	69%
		Opportunities to volunteer	Similar	77%	57	328	82%
		Opportunities to participate in community matters	Similar	56%	169	324	48%
		Openness and acceptance of the community toward people of diverse backgrounds	Lower	46%	304	339	10%
	Please indicate whether or not you have done each of the following in the last 12 months.	Volunteered your time to some group/activity in Sioux Falls	Higher	47%	42	325	87%
		Campaigned or advocated for a local issue, cause, or candidate	Similar	24%	43	316	86%
	Please rate how important, if at all, you think it is for the Sioux Falls community to focus on each of the following in the coming two years.	Residents' connection and engagement with their community	Similar	70%	100	319	68%
	Education, Arts, and Culture	Overall opportunities for education, culture, and the arts	Similar	67%	135	331	59%
		Opportunities to attend cultural/arts/music activities	Higher	71%	64	341	81%
		Community support for the arts	Similar	66%	95	315	70%
		Availability of affordable quality childcare/preschool	Lower	26%	274	330	17%
		K-12 education	Similar	66%	160	337	52%
		Adult educational opportunities	Similar	56%	129	324	60%
		Opportunities to attend special events and festivals	Similar	70%	106	324	67%

Education, Arts, and Culture	Please rate the quality of each of the following services in Sioux Falls.	Public library services	Similar	86%	175	342	48%
	Please rate how important, if at all, you think it is for the Sioux Falls community to focus on each of the following in the coming two years.	Overall opportunities for education, culture, and the arts	Similar	77%	86	319	73%
Health and Wellness	Please rate each of the following characteristics as they relate to Sioux Falls as a whole.	Overall health and wellness opportunities in Sioux Falls	Similar	73%	132	329	60%
	Please also rate each of the following in the Sioux Falls community.	Availability of affordable quality food	Similar	60%	150	319	53%
		Availability of affordable quality health care	Similar	61%	113	329	65%
		Availability of preventive health services	Similar	62%	129	316	59%
		Availability of affordable quality mental health care	Similar	46%	119	320	63%
	Please rate the quality of each of the following services in Sioux Falls.	Health services	Similar	69%	117	314	62%
	Please rate how important, if at all, you think it is for the Sioux Falls community to focus on each of the following in the coming two years.	Overall health and wellness opportunities in Sioux Falls	Similar	82%	59	319	81%
		Please rate your overall health.	Similar	60%	257	316	18%
Natural Environment	Please rate each of the following characteristics as they relate to Sioux Falls as a whole.	Overall quality of natural environment in Sioux Falls	Similar	73%	221	337	34%
	Please also rate each of the following in the Sioux Falls community.	Cleanliness of Sioux Falls	Similar	73%	188	338	44%
		Water resources (beaches, lakes, ponds, riverways, etc.)	Lower	43%	241	300	20%
		Air quality	Similar	76%	209	330	36%

Natural Environment	Please rate the quality of each of the following services in Sioux Falls.	Preservation of natural areas (open space, farmlands, and greenbelts)	Similar	54%	215	325	33%
		Sioux Falls open space	Similar	58%	184	316	42%
		Recycling	Similar	57%	241	349	30%
		Yard waste pick-up	Similar	66%	191	313	38%
	Please rate how important, if at all, you think it is for the Sioux Falls community to focus on each of the following in the coming two years.	Overall quality of natural environment in Sioux Falls	Similar	77%	269	319	15%

Full Trends

This table contains the trends over time for the City of Sioux Falls. The combined "percent positive" responses for each survey year are presented (e.g., excellent/good or yes). If an item was not included during an administration of the survey, no percentage will be shown in the table. If the difference between the 2023 and 2025 surveys is greater than seven percentage points, the change is statistically significant.

It is important to note that in 2020, The NCS survey was updated to include new and refreshed items. Consequently, some of the trends may be impacted due to wording modifications that could have potentially altered the meaning of the item for the respondent.

		2008	2009	2013	2015	2017	2019	2021	2023	2025
Governance	Please indicate whether or not you have done each of the following in the last 12 months.									
	Watched a local public meeting	59%	57%	49%	36%	36%	36%	53%	28%	38% H
	Please rate the quality of each of the following services in Sioux Falls.									
	Public information services	70%	72%	77%	77%	76%	82%	74%	72%	61% L
	Please rate the following categories of Sioux Falls government performance.									
	Generally acting in the best interest of the community				64%	62%	67%	66%	63%	56% L
	Treating all residents fairly				55%	58%	58%	64%	56%	44% L
	Treating residents with respect							69%	64%	52% L
	Overall, how would you rate the quality of the services provided by each of the following?									
	The Federal Government	44%	49%	48%	45%	50%	47%	39%	39%	29% L
Economy	Please rate each of the following aspects of quality of life in Sioux Falls.									
	Sioux Falls as a place to work	68%	73%	78%	81%	82%	81%	87%	82%	72% L
	Please rate each of the following characteristics as they relate to Sioux Falls as a whole.									
	Overall economic health				82%	82%	82%	85%	80%	68% L
	Please rate each of the following in the Sioux Falls community.									
	Overall quality of business and service establishments		82%	82%	79%	81%	81%	88%	90%	82% L
	Variety of business and service establishments							83%	80%	72% L
	Vibrancy of downtown/commercial area				69%	74%	79%	82%	84%	76% L
	Employment opportunities	56%	53%	63%	72%	76%	79%	82%	81%	70% L
Mobility	Please rate each of the following characteristics as they relate to Sioux Falls as a whole.									
	Overall quality of the transportation system							66%	55%	48% L
	Please also rate each of the following in the Sioux Falls community.									
	Ease of travel by car	63%	62%	67%	69%	72%	77%	79%	74%	66% L

Mobility	Please also rate each of the following in the Sioux Falls community.	Ease of travel by public transportation					45%	42%	37%	42%	29%	20% L
	Please rate the quality of each of the following services in Sioux Falls.	Street repair	25%	32%	45%	37%	28%	35%	42%	32%	39% H	
Utilities	Please rate the quality of each of the following services in Sioux Falls.	Affordable high-speed internet access								64%	54%	62% H
Safety	Please rate how safe or unsafe you feel:	From fire, flood, or other natural disaster								84%	88%	80% L
	Please rate the quality of each of the following services in Sioux Falls.	Police/Sheriff services	78%	83%	83%	83%	89%	84%	83%	76%	66% L	
		Ambulance or emergency medical services	87%	91%	91%	92%	84%	83%	85%	85%	74% L	
Parks and Recreation	Please also rate each of the following in the Sioux Falls community.	Fitness opportunities				80%	84%	85%	86%	84%	74% L	
		Recreational opportunities	66%	71%	69%	73%	75%	78%	79%	77%	70% L	
	Please rate the quality of each of the following services in Sioux Falls.	Recreation programs or classes	81%	76%	88%	78%	80%	86%	80%	83%	69% L	
		Recreation centers or facilities		76%	86%	76%	81%	84%	81%	76%	67% L	
Inclusivity and Engagement	Please rate the job you feel the Sioux Falls community does at each of the following.	Making all residents feel welcome								75%	74%	63% L
		Attracting people from diverse backgrounds								71%	68%	57% L
		Valuing/respecting residents from diverse backgrounds								63%	60%	48% L
		Taking care of vulnerable residents								60%	49%	38% L
	Please also rate each of the following in the Sioux Falls community.	Opportunities to participate in community matters		64%	70%	68%	72%	73%	69%	64%	56% L	
	Please indicate whether or not you have done each of the following in the last 12 months.	Volunteered your time to some group/activity	57%	61%	62%	54%	55%	55%	43%	56%	47% L	



























Education, Arts, and Culture	Please also rate each of the following in the Sioux Falls community.	Community support for the arts	72% 73% 66% L								
		Availability of affordable quality childcare/preschool	44%	50%	52%	57%	57%	54%	60%	37%	26% L
		Opportunities to attend special events and festivals	69% 66% 71% 73% 78% 70% L								
Health and Wellness	Please rate each of the following characteristics as they relate to Sioux Falls as a whole.	Overall health and wellness opportunities	85% 88% 84% 84% 86% 73% L								
	Please also rate each of the following in the Sioux Falls community.	Availability of preventive health services	73%	73%	76%	80%	80%	80%	80%	71%	62% L
	Please rate the quality of each of the following services in Sioux Falls.	Health services	78%	82%	83%	85%	84%	86%	85%	81%	69% L
		Please rate your overall health.	61% 63% 62% 64% 67% 60% L								
Natural Environment	Please rate the quality of each of the following services in Sioux Falls.	Recycling	64%	78%	83%	82%	83%	81%	69%	67%	57% L



























Complete Set of Frequencies



























This dashboard contains a complete set of responses to each question on the survey. By default, "don't know" responses are excluded, but may be added to the table using the response filter to the right. In some tables, the percentages may not sum to 100%; this is either because the question permitted the respondent to "choose all that apply", or for a question that asked the respondent to select one answer, it is due to the customary practice of rounding values to the nearest whole number.



























Community Design	Please rate each of the following aspects of quality of life in Sioux Falls.	Your neighborhood as a place to live	Excellent	<div></div>	39% N=133
			Good	<div></div>	41% N=140
			Fair	<div></div>	16% N=56
			Poor	<div></div>	4% N=15
	Please rate each of the following characteristics as they relate to Sioux Falls as a whole.	Overall design or layout of residential and commercial areas	Excellent	<div></div>	13% N=45
			Good	<div></div>	50% N=174
			Fair	<div></div>	25% N=88
			Poor	<div></div>	11% N=38
	Please also rate each of the following in the Sioux Falls community.	Well-planned residential growth	Excellent	<div></div>	15% N=48
			Good	<div></div>	41% N=130
			Fair	<div></div>	27% N=85
			Poor	<div></div>	16% N=52
		Well-planned commercial growth	Excellent	<div></div>	18% N=54
			Good	<div></div>	43% N=130
			Fair	<div></div>	28% N=83
			Poor	<div></div>	11% N=35
Well-designed neighborhoods		Excellent	<div></div>	13% N=42	
		Good	<div></div>	46% N=147	
		Fair	<div></div>	27% N=87	
		Poor	<div></div>	14% N=45	
Preservation of the historical or cultural character of the community	Excellent	<div></div>	22% N=66		
	Good	<div></div>	40% N=119		
	Fair	<div></div>	30% N=90		



























Community Design			Poor	<div></div>	7% N=20	
	Public places where people want to spend time	Excellent	<div></div>	21% N=69		
		Good	<div></div>	45% N=149		
		Fair	<div></div>	26% N=86		
		Poor	<div></div>	8% N=27		
		Variety of housing options		Excellent	<div></div>	11% N=37
		Good	<div></div>	39% N=126		
		Fair	<div></div>	29% N=95		
		Poor	<div></div>	21% N=69		
	Availability of affordable quality housing		Excellent	<div></div>	4% N=12	
		Good	<div></div>	20% N=64		
		Fair	<div></div>	37% N=117		
		Poor	<div></div>	38% N=121		
	Overall quality of new development		Excellent	<div></div>	10% N=32	
		Good	<div></div>	51% N=159		
		Fair	<div></div>	29% N=92		
		Poor	<div></div>	9% N=27		
	Overall appearance		Excellent	<div></div>	25% N=85	
		Good	<div></div>	51% N=176		
		Fair	<div></div>	21% N=72		
		Poor	<div></div>	3% N=12		
	Please rate the quality of each of the following services in Sioux Falls.		Land use, planning and zoning	Excellent	<div></div>	9% N=22
			Good	<div></div>	43% N=109	
			Fair	<div></div>	33% N=84	
			Poor	<div></div>	16% N=40	
		Code enforcement	Excellent	<div></div>	5% N=13	


























Community Design	Please rate the quality of each of the following services in Sioux Falls.	Code enforcement	Good		36% N=96
			Fair		38% N=102
			Poor		21% N=54
	Please rate how important, if at all, you think it is for the Sioux Falls community to focus on each of the following in the coming two years.	Overall design or layout of residential and commercial areas	Essential		35% N=117
			Very important		46% N=157
			Somewhat important		17% N=56
			Not at all important		2% N=8
	Custom	How often, if ever, do you recycle at home?	Always		63% N=218
			Often		22% N=76
			Sometimes		8% N=27
			Rarely		2% N=6
			Never		6% N=20
		Thinking about the times that you do not recycle, please indicate your primary reasons for not recycling. (Select all that apply.)	Takes too much time/effort		27% N=35
			Don't know what's recyclable		30% N=39
			Don't have a recycling bin		27% N=35
			Don't have the option to recycle		11% N=14
			Don't believe it matters or helps the environment		9% N=11
			Other		28% N=36
		Allow residents to leave garbage containers in the public right-of-way	Strongly support		11% N=38
			Somewhat support		20% N=69
			Somewhat oppose		23% N=81
			Strongly oppose		31% N=106
			Don't Know		15% N=53
		Reduce the number of licensed garbage haulers over time	Strongly support		5% N=18
			Somewhat support		19% N=65
			Somewhat oppose		28% N=96



























Custom	How much do you support or oppose the City of Sioux Falls taking each of the following actions?	Reduce the number of licensed garbage haulers over time	Strongly oppose		35% N=120
			Don't Know		13% N=45
		Build a new community pool on the south side of town using existing tax revenues	Strongly support		18% N=61
			Somewhat support		40% N=138
			Somewhat oppose		16% N=55
			Strongly oppose		15% N=50
			Don't Know		12% N=41
		Use City tax dollars to make improvements to the Sioux Falls regional airport	Strongly support		26% N=89
			Somewhat support		46% N=161
			Somewhat oppose		16% N=56
			Strongly oppose		8% N=29
			Don't Know		3% N=12
		Allow homes to be rented as short-term rentals (such as Airbnb or VRBO)	Strongly support		20% N=68
			Somewhat support		32% N=112
			Somewhat oppose		16% N=55
			Strongly oppose		24% N=83
			Don't Know		9% N=30
		Continue investing in green space within street medians	Strongly support		31% N=107
			Somewhat support		41% N=143
			Somewhat oppose		13% N=44
			Strongly oppose		7% N=23
			Don't Know		8% N=29
		Prioritize taxpayer resources to attract new industries and support economic development	Strongly support		32% N=111
			Somewhat support		41% N=144
			Somewhat oppose		13% N=44
			Strongly oppose		6% N=22


























Custom			Don't Know		7% N=25
	Should City tax dollars be used to make childcare more affordable for families?	Yes, for all families			44% N=153
		Yes, for low income families			26% N=91
		No			17% N=60
		No opinion/Don't know			12% N=42
	How much would you support or oppose the City making annual investments in each of the following areas to address homelessness?	Funding for partner organizations to provide homeless services in the community	Strongly agree		43% N=146
			Somewhat agree		38% N=130
			Somewhat disagree		11% N=39
			Strongly disagree		7% N=23
		Funding for City of Sioux Falls staff to help develop and expand supportive services for unhoused individuals in the community	Strongly agree		36% N=123
			Somewhat agree		42% N=143
			Somewhat disagree		14% N=47
			Strongly disagree		8% N=26
Demographic	Please indicate whether or not you have done each of the following in the last 12 months.	Voted in your most recent local election	No		24% N=82
			Yes		76% N=266
	In general, how many times do you:	Access the internet from your home	Several times a day		66% N=224
			Once a day		11% N=36
			A few times a week		12% N=40
			Every few weeks		2% N=8
			Less often or never		9% N=31
		Access the internet from your cell phone	Several times a day		83% N=282
			Once a day		8% N=26
			A few times a week		5% N=16
			Every few weeks		1% N=2
			Less often or never		4% N=15
		Visit social media sites	Several times a day		63% N=216



























Demographic	In general, how many times do you:	Visit social media sites		
	Visit social media sites	Once a day		14% N=48
		A few times a week		6% N=20
		Every few weeks		2% N=6
		Less often or never		15% N=51
	Use or check email	Several times a day		67% N=229
		Once a day		20% N=67
		A few times a week		10% N=33
		Every few weeks		1% N=4
		Less often or never		3% N=9
	Share your opinions online	Several times a day		8% N=27
		Once a day		3% N=9
		A few times a week		10% N=33
		Every few weeks		13% N=43
		Less often or never		66% N=217
	Shop online	Several times a day		8% N=27
		Once a day		5% N=17
		A few times a week		39% N=134
		Every few weeks		32% N=110
		Less often or never		16% N=55
	How many years have you lived in Sioux Falls?	Less than 2 years		6% N=22
		2-5 years		12% N=41
		6-10 years		14% N=49
		11-20 years		16% N=56
		More than 20 years		52% N=179
	Which best describes the building you live in?	Single-family detached home		52% N=179
		Townhouse or duplex (may share walls but no units above or below you)		12% N=41

Demographic	Which best describes the building you live in?	Condominium or apartment (have units above or below you)		30% N=104
		Mobile home		2% N=8
		Other		4% N=15
	Do you rent or own your home?	Rent		40% N=138
		Own		60% N=207
	About how much is your monthly housing cost for the place you live (including rent, mortgage payment, property tax, property insurance and homeowners' association (HOA) fees)?	Less than \$300		1% N=3
		\$300 to \$599		7% N=23
		\$600 to \$999		22% N=73
		\$1,000 to \$1,499		27% N=92
		\$1,500 to \$2,499		26% N=88
		\$2,500 to \$3,999		12% N=39
		\$4,000 to \$6,999		3% N=11
		\$7,000 to \$9,999		1% N=3
		\$10,000 or more		1% N=4
	Do any children 17 or under live in your household?	No		74% N=257
		Yes		26% N=90
	Are you or any other members of your household aged 65 or older?	No		71% N=248
		Yes		29% N=99
	How much do you anticipate your household's total income before taxes will be for the current year? (Please include in your total income money from all sources for all persons living in your household.)	Less than \$25,000		10% N=33
		\$25,000 to \$49,999		16% N=55
		\$50,000 to \$74,999		16% N=54
		\$75,000 to \$99,999		11% N=38
		\$100,000 to \$149,999		29% N=96
		\$150,000 to \$199,999		7% N=25
		\$200,000 to \$299,999		7% N=22
		\$300,000 or more		3% N=11



























Demographic		Are you of Hispanic, Latino/a/x, or Spanish origin?	No, not of Hispanic, Latino/a/x, or Spanish origin		95% N=327
			Yes, I consider myself to be of Hispanic, Latino/a/x, or Spanish origin		5% N=18
	In which category is your age?		18-24 years		6% N=23
			25-34 years		27% N=93
			35-44 years		16% N=56
			45-54 years		18% N=61
			55-64 years		8% N=26
			65-74 years		13% N=47
			75 years or older		12% N=43
	What is your gender?		Woman		50% N=173
			Man		50% N=174
			Identify in another way		0% N=1
Economy	Please rate each of the following aspects of quality of life in Sioux Falls.	Sioux Falls as a place to work	Excellent		31% N=105
			Good		40% N=135
			Fair		24% N=80
			Poor		5% N=15
		Sioux Falls as a place to visit	Excellent		22% N=75
			Good		45% N=154
			Fair		25% N=87
			Poor		8% N=27
	Please rate each of the following characteristics as they relate to Sioux Falls as a whole.	Overall economic health	Excellent		18% N=60
			Good		51% N=173
			Fair		28% N=94
			Poor		4% N=13
	Please rate each of the following in the Sioux Falls community.	Overall quality of business and service establishments	Excellent		28% N=96
			Good		54% N=187



























Economy	Please rate each of the following in the Sioux Falls community.	Overall quality of business and service establishments	Fair		16% N=54
			Poor		3% N=9
		Variety of business and service establishments	Excellent		30% N=107
			Good		42% N=146
			Fair		21% N=73
			Poor		7% N=25
		Vibrancy of downtown/commercial area	Excellent		33% N=111
			Good		44% N=149
			Fair		20% N=67
			Poor		4% N=13
		Employment opportunities	Excellent		23% N=76
			Good		47% N=154
			Fair		21% N=69
			Poor		10% N=31
		Shopping opportunities	Excellent		25% N=87
			Good		48% N=167
			Fair		22% N=77
			Poor		5% N=16
		Cost of living	Excellent		9% N=30
			Good		36% N=126
			Fair		36% N=127
			Poor		19% N=66
	Please rate the quality of each of the following services in Sioux Falls.	Economic development	Excellent		16% N=48
			Good		55% N=168
			Fair		26% N=80
			Poor		3% N=11



























Economy	Please rate how important, if at all, you think it is for the Sioux Falls community to focus on each of the following in the coming two years.	Overall economic health	Essential		41% N=139
			Very important		46% N=157
			Somewhat important		13% N=45
			Not at all important		0% N=1
		What impact, if any, do you think the economy will have on your family income in the next 6 months? Do you think the impact will be:	Very positive		5% N=18
			Somewhat positive		14% N=48
			Neutral		36% N=126
			Somewhat negative		34% N=118
			Very negative		11% N=38
Education, Arts, and Culture	Please rate each of the following characteristics as they relate to Sioux Falls as a whole.	Overall opportunities for education, culture, and the arts	Excellent		23% N=77
			Good		45% N=153
			Fair		23% N=79
			Poor		10% N=33
	Please also rate each of the following in the Sioux Falls community.	Opportunities to attend cultural/arts/music activities	Excellent		29% N=94
			Good		41% N=134
			Fair		25% N=82
			Poor		4% N=13
		Community support for the arts	Excellent		26% N=81
			Good		40% N=124
			Fair		27% N=82
			Poor		7% N=23
		Availability of affordable quality childcare/preschool	Excellent		4% N=8
			Good		22% N=46
			Fair		34% N=69
			Poor		40% N=82
		K-12 education	Excellent		23% N=57



























Education, Arts, and Culture	Please also rate each of the following in the Sioux Falls community.	K-12 education	Good		42% N=104
			Fair		28% N=68
			Poor		7% N=17
		Adult educational opportunities	Excellent		16% N=46
			Good		39% N=110
			Fair		33% N=92
			Poor		11% N=32
		Opportunities to attend special events and festivals	Excellent		28% N=91
			Good		43% N=140
			Fair		25% N=82
			Poor		5% N=15
	Please rate the quality of each of the following services in Sioux Falls.	Public library services	Excellent		43% N=130
			Good		43% N=127
			Fair		12% N=35
			Poor		2% N=7
	Please rate how important, if at all, you think it is for the Sioux Falls community to focus on each of the following in the coming two years.	Overall opportunities for education, culture, and the arts	Essential		32% N=109
			Very important		46% N=158
			Somewhat important		19% N=66
			Not at all important		3% N=12
Governance	Please indicate whether or not you have done each of the following in the last 12 months.	Contacted the City of Sioux Falls for help or information	No		64% N=225
			Yes		36% N=124
		Contacted Sioux Falls elected officials to express your opinion	No		85% N=297
			Yes		15% N=52
		Attended a local public meeting	No		86% N=300
			Yes		14% N=47
		Watched a local public meeting	No		62% N=215



























Governance	or not you have done each of the following in the last 12 months.	Watched a local public meeting	Yes	<div></div>	38% N=133
	Please rate the quality of each of the following services in Sioux Falls.	Public information services	Excellent	<div></div>	10% N=31
			Good	<div></div>	51% N=155
			Fair	<div></div>	33% N=101
			Poor	<div></div>	6% N=18
		Overall customer service by Sioux Falls employees	Excellent	<div></div>	24% N=72
			Good	<div></div>	49% N=148
			Fair	<div></div>	20% N=61
			Poor	<div></div>	6% N=19
	Please rate the following categories of Sioux Falls government performance.	The value of services for the taxes paid to Sioux Falls	Excellent	<div></div>	12% N=37
			Good	<div></div>	36% N=111
			Fair	<div></div>	36% N=108
			Poor	<div></div>	16% N=49
		The overall direction that Sioux Falls is taking	Excellent	<div></div>	18% N=59
			Good	<div></div>	41% N=134
			Fair	<div></div>	30% N=98
			Poor	<div></div>	11% N=35
		The job Sioux Falls government does at welcoming resident involvement	Excellent	<div></div>	15% N=42
			Good	<div></div>	39% N=110
			Fair	<div></div>	35% N=101
			Poor	<div></div>	11% N=31
		Overall confidence in Sioux Falls government	Excellent	<div></div>	15% N=50
			Good	<div></div>	41% N=132
			Fair	<div></div>	32% N=104
			Poor	<div></div>	12% N=38
	Generally acting in the best interest of the community	Excellent	<div></div>	14% N=46	



























Governance	Please rate the following categories of Sioux Falls government performance.	Generally acting in the best interest of the community	Good		41% N=131
			Fair		35% N=111
			Poor		10% N=31
		Being honest	Excellent		14% N=42
			Good		40% N=122
			Fair		31% N=94
			Poor		15% N=45
		Being open and transparent to the public	Excellent		12% N=36
			Good		37% N=113
			Fair		37% N=111
			Poor		14% N=41
		Informing residents about issues facing the community	Excellent		14% N=45
			Good		40% N=126
			Fair		34% N=108
			Poor		12% N=39
		Treating all residents fairly	Excellent		13% N=38
			Good		31% N=93
			Fair		31% N=92
			Poor		26% N=77
		Treating residents with respect	Excellent		16% N=50
			Good		36% N=111
			Fair		30% N=93
			Poor		18% N=56
	Overall, how would you rate the quality of the services provided by each of the following?	The City of Sioux Falls	Excellent		15% N=51
			Good		52% N=175
			Fair		28% N=96

Governance	Overall, how would you rate the quality of the services provided by each of the following?	The City of Sioux Falls	Poor		4% N=15
		The Federal Government	Excellent		4% N=13
			Good		25% N=81
			Fair		34% N=112
			Poor		37% N=119
Health and Wellness	Please rate each of the following characteristics as they relate to Sioux Falls as a whole.	Overall health and wellness opportunities	Excellent		29% N=99
			Good		44% N=149
			Fair		22% N=76
			Poor		5% N=17
	Please also rate each of the following in the Sioux Falls community.	Availability of affordable quality food	Excellent		14% N=50
			Good		46% N=158
			Fair		25% N=88
			Poor		15% N=52
		Availability of affordable quality health care	Excellent		25% N=83
			Good		36% N=120
			Fair		23% N=75
			Poor		16% N=55
		Availability of preventive health services	Excellent		23% N=78
			Good		39% N=133
			Fair		22% N=75
			Poor		16% N=55
		Availability of affordable quality mental health care	Excellent		13% N=35
			Good		33% N=90
			Fair		27% N=73
			Poor		27% N=74
		Health services	Excellent		25% N=76

Health and Wellness	Please rate the quality of each of the following services in Sioux Falls.	Health services	Good		45% N=138
			Fair		22% N=68
			Poor		9% N=27
	Please rate how important, if at all, you think it is for the Sioux Falls community to focus on each of the following in the coming two years.	Overall health and wellness opportunities	Essential		34% N=116
			Very important		48% N=164
			Somewhat important		16% N=56
			Not at all important		2% N=5
	Please rate your overall health.		Excellent		20% N=70
			Very good		39% N=136
			Good		30% N=104
			Fair		9% N=29
			Poor		1% N=5
Inclusivity and Engagement	Please rate each of the following aspects of quality of life in Sioux Falls.	Sioux Falls as a place to raise children	Excellent		36% N=111
			Good		45% N=139
			Fair		17% N=51
			Poor		2% N=8
		Sioux Falls as a place to retire	Excellent		31% N=94
			Good		36% N=109
			Fair		26% N=76
			Poor		7% N=20
		Sense of community	Excellent		15% N=52
			Good		42% N=146
			Fair		28% N=96
			Poor		16% N=55
	Please rate each of the following characteristics as they relate to Sioux Falls as a whole.	Residents' connection and engagement with their community	Excellent		11% N=35
			Good		43% N=145

Inclusivity and Engagement	Residents' connection and engagement with their community	Fair		30% N=101
		Poor		16% N=52
Please rate the job you feel the Sioux Falls community does at each of the following.	Making all residents feel welcome	Excellent		18% N=59
		Good		45% N=151
		Fair		22% N=73
		Poor		15% N=51
	Attracting people from diverse backgrounds	Excellent		17% N=52
		Good		41% N=127
		Fair		23% N=73
		Poor		19% N=61
	Valuing/respecting residents from diverse backgrounds	Excellent		14% N=45
		Good		35% N=114
		Fair		33% N=108
		Poor		19% N=62
	Taking care of vulnerable residents	Excellent		10% N=32
		Good		29% N=93
		Fair		35% N=114
		Poor		27% N=87
Please also rate each of the following in the Sioux Falls community.	Sense of civic/community pride	Excellent		13% N=42
		Good		46% N=149
		Fair		31% N=98
		Poor		10% N=32
	Neighborliness of residents	Excellent		12% N=42
		Good		46% N=154
		Fair		31% N=105
		Poor		10% N=34

Inclusivity and Engagement	Please also rate each of the following in the Sioux Falls community.	Opportunities to participate in social events and activities	Excellent		20% N=64
			Good		47% N=153
			Fair		30% N=96
			Poor		3% N=11
		Opportunities to volunteer	Excellent		31% N=94
			Good		46% N=142
			Fair		21% N=63
			Poor		3% N=8
		Opportunities to participate in community matters	Excellent		20% N=58
			Good		36% N=106
			Fair		36% N=106
			Poor		8% N=24
		Openness and acceptance of the community toward people of diverse backgrounds	Excellent		9% N=28
			Good		37% N=116
			Fair		33% N=102
			Poor		21% N=67
	Please indicate whether or not you have done each of the following in the last 12 months.	Volunteered your time to some group/activity	No		53% N=183
			Yes		47% N=165
		Campaigned or advocated for a local issue, cause, or candidate	No		76% N=263
			Yes		24% N=85
Mobility	Please rate how important, if at all, you think it is for the Sioux Falls community to focus on each of the following in the coming two years.	Residents' connection and engagement with their community	Essential		25% N=84
			Very important		46% N=158
			Somewhat important		27% N=94
			Not at all important		2% N=8
		Overall quality of the transportation system	Excellent		12% N=38
			Good		36% N=119

Mobility	Please rate each of the following characteristics as they relate to Sioux Falls as a whole.	Overall quality of the transportation system	Fair		28% N=93
			Poor		24% N=78
	Please also rate each of the following in the Sioux Falls community.	Traffic flow on major streets	Excellent		4% N=14
			Good		39% N=136
			Fair		36% N=127
			Poor		21% N=73
		Ease of public parking	Excellent		11% N=37
			Good		38% N=131
			Fair		35% N=121
			Poor		16% N=53
		Ease of travel by car	Excellent		17% N=59
			Good		48% N=167
			Fair		29% N=99
			Poor		6% N=20
		Ease of travel by public transportation	Excellent		3% N=5
			Good		18% N=36
			Fair		33% N=68
			Poor		46% N=94
		Ease of travel by bicycle	Excellent		10% N=24
			Good		39% N=99
			Fair		31% N=79
			Poor		20% N=51
		Ease of walking	Excellent		15% N=49
			Good		43% N=140
			Fair		24% N=79
			Poor		18% N=58

Mobility

Please indicate whether or not you have done each of the following in the last 12 months.

Used public transportation instead of driving

No

86%
N=297

Yes

14%
N=49

Carpooled with other adults or children instead of driving alone

No

48%
N=166

Yes

52%
N=183

Walked or biked instead of driving

No

48%
N=167

Yes

52%
N=182

Please rate the quality of each of the following services in Sioux Falls.

Traffic enforcement

Excellent

11%
N=36

Good

44%
N=144

Fair

27%
N=90

Poor

18%
N=61

Traffic signal timing

Excellent

7%
N=25

Good

35%
N=119

Fair

32%
N=109

Poor

26%
N=90

Street repair

Excellent

5%
N=18

Good

34%
N=116

Fair

31%
N=108

Poor

29%
N=101

Street cleaning

Excellent

13%
N=44

Good

45%
N=154

Fair

33%
N=113

Poor

8%
N=28

Street lighting

Excellent

16%
N=56

Good



























47%
N=163



























Fair



























27%
N=92



























Poor



























10%
N=33



























Mobility	Please rate the quality of each of the following services in Sioux Falls.	Snow removal	Excellent		19% N=63
			Good		45% N=149
			Fair		27% N=91
			Poor		9% N=31
		Sidewalk maintenance	Excellent		14% N=47
			Good		49% N=160
			Fair		25% N=80
			Poor		12% N=39
		Bus or transit services	Excellent		8% N=16
			Good		26% N=50
			Fair		28% N=55
			Poor		37% N=71
	Please rate how important, if at all, you think it is for the Sioux Falls community to focus on each of the following in the coming two years.	Overall quality of the transportation system	Essential		33% N=115
			Very important		44% N=151
			Somewhat important		20% N=67
			Not at all important		4% N=13
Natural Environment	Please rate each of the following characteristics as they relate to Sioux Falls as a whole.	Overall quality of natural environment	Excellent		18% N=64
			Good		55% N=191
			Fair		23% N=78
			Poor		4% N=14
	Please also rate each of the following in the Sioux Falls community.	Cleanliness	Excellent		24% N=82
			Good		49% N=172
			Fair		23% N=79
			Poor		4% N=16
		Water resources	Excellent		8% N=25
			Good		36% N=113



























Natural Environment	Please also rate each of the following in the Sioux Falls community.	Water resources	Fair		37% N=117
			Poor		20% N=63
	Air quality		Excellent		24% N=83
			Good		52% N=177
			Fair		18% N=62
			Poor		6% N=20
	Please rate the quality of each of the following services in Sioux Falls.	Preservation of natural areas	Excellent		15% N=42
			Good		39% N=111
			Fair		32% N=91
			Poor		13% N=38
	Sioux Falls open space		Excellent		16% N=46
			Good		42% N=123
			Fair		34% N=98
			Poor		9% N=26
	Recycling		Excellent		18% N=53
			Good		39% N=118
			Fair		34% N=100
			Poor		9% N=28
	Yard waste pick-up		Excellent		19% N=54
			Good		47% N=133
			Fair		29% N=81
			Poor		5% N=15
	Please rate how important, if at all, you think it is for the Sioux Falls community to focus on each of the following in the coming two years.	Overall quality of natural environment	Essential		30% N=104
			Very important		47% N=163
			Somewhat important		22% N=75
			Not at all important		1% N=2



















Parks and Recreation	Please rate each of the following characteristics as they relate to Sioux Falls as a whole.	Overall quality of parks and recreation opportunities	Excellent		38% N=130
			Good		44% N=148
			Fair		15% N=52
			Poor		3% N=10
	Please also rate each of the following in the Sioux Falls community.	Availability of paths and walking trails	Excellent		39% N=122
			Good		48% N=152
			Fair		12% N=40
			Poor		1% N=3
		Fitness opportunities	Excellent		33% N=110
			Good		41% N=136
			Fair		19% N=63
			Poor		7% N=22
		Recreational opportunities	Excellent		28% N=94
			Good		42% N=144
			Fair		25% N=85
			Poor		5% N=17
	Please rate the quality of each of the following services in Sioux Falls.	City parks	Excellent		41% N=131
			Good		45% N=145
			Fair		13% N=41
			Poor		1% N=4
		Recreation programs or classes	Excellent		22% N=61
			Good		47% N=133
			Fair		27% N=75
			Poor		4% N=12
		Recreation centers or facilities	Excellent		21% N=63
			Good		45% N=132

Parks and Recreation	Please rate the quality of each of the following services in Sioux Falls.	Recreation centers or facilities	Fair		28% N=81
			Poor		6% N=17
	Please rate how important, if at all, you think it is for the Sioux Falls community to focus on each of the following in the coming two years.	Overall quality of parks and recreation opportunities	Essential		26% N=90
			Very important		51% N=174
			Somewhat important		21% N=72
			Not at all important		2% N=6
Quality of Life	Please rate each of the following aspects of quality of life in Sioux Falls.	Sioux Falls as a place to live	Excellent		36% N=127
			Good		47% N=164
			Fair		15% N=53
			Poor		2% N=7
		The overall quality of life	Excellent		27% N=96
			Good		51% N=178
			Fair		20% N=69
			Poor		2% N=7
	Please indicate how likely or unlikely you are to do each of the following.	Recommend living in Sioux Falls to someone who asks	Very likely		43% N=147
			Somewhat likely		45% N=155
			Somewhat unlikely		9% N=30
			Very unlikely		3% N=10
		Remain in Sioux Falls for the next five years	Very likely		61% N=209
			Somewhat likely		26% N=91
			Somewhat unlikely		10% N=36
			Very unlikely		3% N=9
	Please rate each of the following in the Sioux Falls community.	Overall image or reputation	Excellent		26% N=89
			Good		51% N=177
			Fair		20% N=70
			Poor		4% N=13

Safety	Please rate each of the following characteristics as they relate to Sioux Falls as a whole.	Overall feeling of safety	Excellent		18% N=62
			Good		48% N=167
			Fair		28% N=98
			Poor		7% N=24
	Please rate how safe or unsafe you feel:	In your neighborhood during the day	Very safe		69% N=239
			Somewhat safe		22% N=77
			Neither safe nor unsafe		7% N=24
			Somewhat unsafe		1% N=4
			Very unsafe		0% N=1
		In Sioux Falls's downtown/commercial area during the day	Very safe		45% N=155
			Somewhat safe		37% N=128
			Neither safe nor unsafe		10% N=33
			Somewhat unsafe		7% N=25
			Very unsafe		1% N=4
		From property crime	Very safe		24% N=82
			Somewhat safe		43% N=147
			Neither safe nor unsafe		16% N=57
			Somewhat unsafe		14% N=47
			Very unsafe		4% N=13
		From violent crime	Very safe		34% N=117
			Somewhat safe		40% N=139
			Neither safe nor unsafe		11% N=38
			Somewhat unsafe		12% N=40
			Very unsafe		3% N=11
		From fire, flood, or other natural disaster	Very safe		43% N=149
			Somewhat safe		37% N=128

Safety	Please rate how safe or unsafe you feel:	From fire, flood, or other natural disaster	Neither safe nor unsafe		13% N=44
			Somewhat unsafe		6% N=22
			Very unsafe		1% N=3
	Please rate the quality of each of the following services in Sioux Falls.	Police services	Excellent		26% N=80
			Good		40% N=126
			Fair		24% N=75
			Poor		10% N=32
		Crime prevention	Excellent		12% N=37
			Good		45% N=138
			Fair		26% N=79
			Poor		17% N=54
		Animal control	Excellent		23% N=65
			Good		53% N=150
			Fair		17% N=49
			Poor		7% N=20
		Ambulance or emergency medical services	Excellent		27% N=73
			Good		47% N=125
			Fair		19% N=51
			Poor		7% N=18
		Fire services	Excellent		41% N=115
			Good		49% N=138
			Fair		11% N=30
		Fire prevention and education	Excellent		28% N=70
			Good		51% N=128
			Fair		20% N=50
			Poor		1% N=2

Safety	Please rate the quality of each of the following services in Sioux Falls.	Emergency preparedness	Excellent		18% N=44
			Good		48% N=116
			Fair		24% N=58
			Poor		10% N=24
	Please rate how important, if at all, you think it is for the Sioux Falls community to focus on each of the following in the coming two years.	Overall feeling of safety	Essential		55% N=191
			Very important		37% N=129
			Somewhat important		6% N=21
			Not at all important		2% N=6
Utilities	Please rate each of the following characteristics as they relate to Sioux Falls as a whole.	Overall quality of the utility infrastructure	Excellent		20% N=68
			Good		51% N=174
			Fair		24% N=83
			Poor		4% N=15
	Please rate the quality of each of the following services in Sioux Falls.	Affordable high-speed internet access	Excellent		18% N=58
			Good		44% N=143
			Fair		24% N=78
			Poor		15% N=48
		Garbage collection	Excellent		26% N=87
			Good		60% N=200
			Fair		11% N=37
			Poor		2% N=8
		Drinking water	Excellent		34% N=117
			Good		47% N=163
			Fair		14% N=49
			Poor		5% N=17
		Sewer services	Excellent		31% N=100
			Good		54% N=176

Utilities	Please rate the quality of each of the following services in Sioux Falls.	Sewer services	Fair		13% N=43
			Poor		1% N=4
		Storm water management	Excellent		26% N=83
			Good		51% N=165
			Fair		19% N=63
			Poor		4% N=13
		Power (electric and/or gas) utility	Excellent		30% N=101
			Good		55% N=188
			Fair		12% N=41
			Poor		3% N=12
		Utility billing	Excellent		22% N=74
			Good		50% N=167
			Fair		22% N=73
			Poor		6% N=21
	Please rate how important, if at all, you think it is for the Sioux Falls community to focus on each of the following in the coming two years.	Overall quality of the utility infrastructure	Essential		48% N=166
			Very important		42% N=144
			Somewhat important		9% N=32
			Not at all important		0% N=1

Methods (Open Participation)

As part of its participation in The National Community Survey™ (The NCS™), the City of Sioux Falls conducted a survey of 3,000 residents. Survey invitations were mailed to randomly selected households and data were collected from September 12th, 2025 to October 24th, 2025. The results from this main survey effort represent the most robust estimate of your residents' opinions.

After the above data collection period was underway, a link to an online open participation survey was publicized by the City of Sioux Falls. The open participation survey was identical to the probability sample survey with two small updates; it included a map at the beginning asking where the respondent lives and also a question about where they heard about the survey. The open participation survey was open to all Sioux Falls residents and became available on October 10th. The survey remained open for two weeks and there were 825 responses.

The open participation survey data were not collected through a random sample and it is unknown who in the community was aware of the survey; therefore, a level of confidence in the representativeness of the sample cannot be estimated. However, to reduce bias where possible, these data were statistically weighted to match the demographic characteristics of the 2020 Census and 2023 American Community Survey estimates for adults in the City of Sioux Falls. The characteristics used for weighting were age, sex, race, Hispanic origin, housing type, housing tenure, and area. No adjustments were made for design effects. Weights were calculated using an iterative, multiplicative raking model known as the ANES Weighting Algorithm.²¹ The results of the weighting scheme for the open participation survey are presented in the following table.

		Unweighted	Weighted	Target ²⁰
Age	18-34	16%	33%	33%
	35-54	37%	33%	33%
	55+	47%	33%	33%
Area	Central (1)	26%	20%	20%
	Northeast (2)	17%	20%	20%
	Northwest (3)	16%	21%	21%
	Southeast (4)	28%	20%	20%
	Southwest (5)	14%	19%	19%
Hispanic	No, not of Hispanic, Latino/a/x, or Spanish or..	98%	95%	95%
	Yes, I consider myself to be of Hispanic, Lati..	2%	5%	5%
Housing type	Attached	28%	46%	46%
	Detached	72%	54%	54%
Race/ethnicity	Not white alone	8%	18%	18%
	White alone, not Hispanic or Latino	92%	82%	82%
Sex	Man	43%	50%	50%
	Woman	57%	50%	50%
Sex/age	Man 18-34	7%	17%	17%
	Man 35-54	17%	17%	17%

	Man 55+	19%	16%	16%
	Woman 18-34	8%	16%	16%
	Woman 35-54	21%	16%	16%
	Woman 55+	27%	18%	18%
Tenure	Own	79%	60%	60%
	Rent	21%	40%	40%





















20. Pasek, J. (2014). ANES Weighting Algorithm. Retrieved from <https://surveyinsights.org/wp-content/uploads/2014/07/Full-anesrake-paper.pdf>





















21. Targets come from the 2020 Census and 2023 American Community Survey.





















Open Participation Survey Results





















This dashboard contains a complete set of responses to each question on the open participation survey. By default, "don't know" responses are excluded, but may be added to the table using the response filter to the right. In some tables, the percentages may not sum to 100%; this is either because the question permitted the respondent to "choose all that apply", or for a question that asked the respondent to select one answer, it is due to the customary practice of rounding values to the nearest whole number.

Quality of Life	Please rate each of the following aspects of quality of life in Sioux Falls.	Sioux Falls as a place to live	Excellent	<div><div></div></div>	25% N=202
			Good	<div><div></div></div>	49% N=406
			Fair	<div><div></div></div>	20% N=163
			Poor	<div><div></div></div>	6% N=51
		The overall quality of life	Excellent	<div><div></div></div>	20% N=166
			Good	<div><div></div></div>	46% N=377
			Fair	<div><div></div></div>	26% N=212
			Poor	<div><div></div></div>	8% N=64
	Please indicate how likely or unlikely you are to do each of the following.	Recommend living in Sioux Falls to someone who asks	Very likely	<div><div></div></div>	34% N=278
			Somewhat likely	<div><div></div></div>	37% N=299
			Somewhat unlikely	<div><div></div></div>	16% N=126
			Very unlikely	<div><div></div></div>	13% N=103
		Remain in Sioux Falls for the next five years	Very likely	<div><div></div></div>	52% N=417
			Somewhat likely	<div><div></div></div>	24% N=192
			Somewhat unlikely	<div><div></div></div>	10% N=78
			Very unlikely	<div><div></div></div>	14% N=110
		Overall image or reputation	Excellent	<div><div></div></div>	21% N=167

Quality of Life	Please rate each of the following in the Sioux Falls community.	Overall image or reputation	Good		44% N=357
			Fair		24% N=191
			Poor		12% N=98
Governance	Please rate the quality of each of the following services in Sioux Falls.	Public information services	Excellent		8% N=61
			Good		49% N=363
			Fair		30% N=221
			Poor		13% N=96
		Overall customer service by Sioux Falls employees	Excellent		24% N=179
			Good		43% N=318
			Fair		23% N=167
			Poor		10% N=75
	Please rate the following categories of Sioux Falls government performance.	The value of services for the taxes paid to Sioux Falls	Excellent		12% N=96
			Good		34% N=265
			Fair		28% N=214
			Poor		26% N=200
		The overall direction that Sioux Falls is taking	Excellent		15% N=118
			Good		37% N=291
			Fair		26% N=207
			Poor		22% N=176
		The job Sioux Falls government does at welcoming resident involvement	Excellent		11% N=81

Governance	Please rate the following categories of Sioux Falls government performance.	The job Sioux Falls government does at welcoming resident involvement	Good		32% N=230
			Fair		29% N=211
			Poor		27% N=197
		Overall confidence in Sioux Falls government	Excellent		14% N=109
			Good		32% N=257
			Fair		26% N=209
			Poor		28% N=218
		Generally acting in the best interest of the community	Excellent		15% N=116
			Good		32% N=250
			Fair		28% N=218
			Poor		26% N=201
		Being honest	Excellent		14% N=105
			Good		30% N=230
			Fair		25% N=193
			Poor		30% N=230
		Being open and transparent to the public	Excellent		15% N=110
			Good		25% N=187
			Fair		29% N=221
			Poor		31% N=238
		Informing residents about issues facing the community	Excellent		14% N=109





















Governance	Please rate the following categories of Sioux Falls government performance.	Informing residents about issues facing the community	Good		31% N=239
			Fair		30% N=231
			Poor		26% N=200
		Treating all residents fairly	Excellent		12% N=92
			Good		26% N=196
			Fair		24% N=185
			Poor		38% N=284
		Treating residents with respect	Excellent		15% N=114
			Good		33% N=256
			Fair		27% N=209
			Poor		25% N=192
	Overall, how would you rate the quality of the services provided by each of the following?	The City of Sioux Falls	Excellent		18% N=143
			Good		43% N=340
			Fair		25% N=197
			Poor		15% N=117
		The Federal Government	Excellent		6% N=48
			Good		20% N=157
			Fair		28% N=220
			Poor		46% N=356
Economy		Sioux Falls as a place to work	Excellent		23% N=187

Economy	Please rate each of the following aspects of quality of life in Sioux Falls.	Sioux Falls as a place to work	Good		39% N=314
			Fair		26% N=211
			Poor		11% N=85
	Sioux Falls as a place to visit		Excellent		20% N=163
			Good		40% N=325
			Fair		28% N=222
			Poor		12% N=95
	Please rate each of the following characteristics as they relate to Sioux Falls as a whole.	Overall economic health	Excellent		17% N=135
			Good		43% N=343
			Fair		29% N=229
			Poor		11% N=92
	Please rate each of the following in the Sioux Falls community.	Overall quality of business and service establishments	Excellent		25% N=206
			Good		47% N=383
			Fair		22% N=183
			Poor		5% N=43
	Variety of business and service establishments		Excellent		23% N=191
			Good		41% N=333
			Fair		24% N=193
			Poor		12% N=98
	Vibrancy of downtown/commercial area		Excellent		31% N=248

Economy

Please rate each of the following in the Sioux Falls community.

Vibrancy of downtown/commercial area	Good	<div><div></div></div>	40% N=323
	Fair	<div><div></div></div>	20% N=162
	Poor	<div><div></div></div>	9% N=70
Employment opportunities	Excellent	<div><div></div></div>	17% N=132
	Good	<div><div></div></div>	39% N=307
	Fair	<div><div></div></div>	28% N=216
	Poor	<div><div></div></div>	17% N=131
Shopping opportunities	Excellent	<div><div></div></div>	22% N=178
	Good	<div><div></div></div>	43% N=347
	Fair	<div><div></div></div>	28% N=223
	Poor	<div><div></div></div>	8% N=63
Cost of living	Excellent	<div><div></div></div>	7% N=57
	Good	<div><div></div></div>	27% N=219
	Fair	<div><div></div></div>	38% N=306
	Poor	<div><div></div></div>	28% N=231
Economic development	Excellent	<div><div></div></div>	16% N=118
	Good	<div><div></div></div>	44% N=334
	Fair	<div><div></div></div>	26% N=199
	Poor	<div><div></div></div>	14% N=109
Overall economic health	Essential	<div><div></div></div>	43% N=340

Economy	Please rate how important, if at all, you think it is for the Sioux Falls community to focus on each of the following in the coming two years.	Overall economic health	Very important		41% N=326
			Somewhat important		15% N=120
			Not at all important		2% N=12
		What impact, if any, do you think the economy will have on your family income in the next 6 months? Do you think the impact will be:	Very positive		3% N=27
			Somewhat positive		11% N=88
			Neutral		27% N=216
			Somewhat negative		40% N=320
			Very negative		19% N=155
Mobility	Please rate each of the following characteristics as they relate to Sioux Falls as a whole.	Overall quality of the transportation system	Excellent		6% N=46
			Good		28% N=223
			Fair		32% N=260
			Poor		34% N=274
	Please also rate each of the following in the Sioux Falls community.	Traffic flow on major streets	Excellent		4% N=33
			Good		25% N=204
			Fair		37% N=304
			Poor		34% N=282
		Ease of public parking	Excellent		12% N=94
			Good		33% N=266
			Fair		34% N=274
			Poor		22% N=181

Mobility

Please also rate each of the following in the Sioux Falls community.

Ease of travel by car	Excellent	<div><div></div></div>	16% N=132
	Good	<div><div></div></div>	45% N=364
	Fair	<div><div></div></div>	26% N=215
	Poor	<div><div></div></div>	12% N=101
Ease of travel by public transportation	Excellent	<div><div></div></div>	3% N=14
	Good	<div><div></div></div>	12% N=60
	Fair	<div><div></div></div>	21% N=108
	Poor	<div><div></div></div>	64% N=320
Ease of travel by bicycle	Excellent	<div><div></div></div>	9% N=50
	Good	<div><div></div></div>	27% N=159
	Fair	<div><div></div></div>	32% N=186
	Poor	<div><div></div></div>	33% N=191
Ease of walking	Excellent	<div><div></div></div>	14% N=107
	Good	<div><div></div></div>	32% N=243
	Fair	<div><div></div></div>	27% N=207
	Poor	<div><div></div></div>	27% N=209
Used public transportation instead of driving	No	<div><div></div></div>	85% N=697
	Yes	<div><div></div></div>	15% N=118
Carpooled with other adults or children instead of driving alone	No	<div><div></div></div>	47% N=383
	Yes	<div><div></div></div>	53% N=432

Mobility

Please indicate whether or not you have done each of the following in the last 12 months.

Walked or biked instead of driving

No



47%
N=383

Yes



53%
N=433

Please rate the quality of each of the following services in Sioux Falls.

Traffic enforcement

Excellent



9%
N=67

Good



38%
N=293

Fair



26%
N=204

Poor



28%
N=217

Traffic signal timing

Excellent



6%
N=47

Good



26%
N=208

Fair



35%
N=279

Poor



34%
N=273

Street repair

Excellent



6%
N=50

Good



32%
N=257

Fair



33%
N=267

Poor



29%
N=239

Street cleaning

Excellent



17%
N=131

Good



43%
N=342

Fair



25%
N=202

Poor



15%
N=118

Street lighting

Excellent











































15%
N=120





















Good











































50%
N=404





















Mobility	Please rate the quality of each of the following services in Sioux Falls.	Street lighting	Fair		25% N=201
			Poor		11% N=85
		Snow removal	Excellent		18% N=148
			Good		40% N=323
			Fair		27% N=219
			Poor		15% N=117
		Sidewalk maintenance	Excellent		11% N=87
			Good		44% N=347
			Fair		32% N=256
			Poor		13% N=102
		Bus or transit services	Excellent		6% N=30
			Good		19% N=92
			Fair		27% N=132
			Poor		48% N=234
	Please rate how important, if at all, you think it is for the Sioux Falls community to focus on each of the following in the coming two years.	Overall quality of the transportation system	Essential		37% N=298
			Very important		42% N=335
			Somewhat important		19% N=153
			Not at all important		2% N=15
Community Design	Please rate each of the following aspects of quality of life in Sioux Falls.	Your neighborhood as a place to live	Excellent		34% N=274
			Good		41% N=333

Community Design	Please rate each of the following aspects of quality of life in Sioux Falls.	Your neighborhood as a place to live	Fair		19% N=157
			Poor		6% N=53
	Please rate each of the following characteristics as they relate to Sioux Falls as a whole.	Overall design or layout of residential and commercial areas	Excellent		9% N=75
			Good		37% N=304
			Fair		29% N=236
			Poor		24% N=198
	Please also rate each of the following in the Sioux Falls community.	Well-planned residential growth	Excellent		10% N=77
			Good		30% N=228
			Fair		26% N=194
			Poor		34% N=259
		Well-planned commercial growth	Excellent		11% N=79
			Good		35% N=262
			Fair		29% N=212
			Poor		26% N=190
		Well-designed neighborhoods	Excellent		9% N=66
			Good		33% N=258
			Fair		31% N=239
			Poor		27% N=213
		Preservation of the historical or cultural character of the community	Excellent		13% N=101
			Good		43% N=325

Community Design	Please also rate each of the following in the Sioux Falls community.	Preservation of the historical or cultural character of the community	Fair		26% N=201
			Poor		18% N=136
	Public places where people want to spend time		Excellent		19% N=151
			Good		39% N=312
			Fair		27% N=214
			Poor		16% N=128
	Variety of housing options		Excellent		8% N=65
			Good		27% N=218
			Fair		30% N=236
			Poor		35% N=279
	Availability of affordable quality housing		Excellent		3% N=25
			Good		12% N=94
			Fair		30% N=223
			Poor		55% N=413
	Overall quality of new development		Excellent		11% N=84
			Good		35% N=268
			Fair		34% N=261
			Poor		21% N=161
	Overall appearance		Excellent		19% N=158
			Good		44% N=355

Community Design	Please also rate each of the following in the Sioux Falls community.	Overall appearance	Fair		29% N=233
			Poor		8% N=67
	Please rate the quality of each of the following services in Sioux Falls.	Land use, planning and zoning	Excellent		7% N=45
			Good		30% N=205
			Fair		34% N=229
			Poor		29% N=200
		Code enforcement	Excellent		7% N=45
			Good		32% N=209
			Fair		35% N=229
			Poor		27% N=179
	Please rate how important, if at all, you think it is for the Sioux Falls community to focus on each of the following in the coming two years.	Overall design or layout of residential and commercial areas	Essential		37% N=298
			Very important		40% N=326
			Somewhat important		21% N=170
			Not at all important		2% N=18
Utilities	Please rate each of the following characteristics as they relate to Sioux Falls as a whole.	Overall quality of the utility infrastructure	Excellent		20% N=156
			Good		47% N=370
			Fair		23% N=183
			Poor		11% N=87
	Please rate the quality of each of the following services in Sioux Falls.	Affordable high-speed internet access	Excellent		18% N=141
			Good		40% N=318





















Utilities	Please rate the quality of each of the following services in Sioux Falls.	Affordable high-speed internet access	Fair		24% N=188
			Poor		18% N=140
		Garbage collection	Excellent		31% N=245
			Good		47% N=374
			Fair		16% N=127
			Poor		5% N=41
		Drinking water	Excellent		34% N=271
			Good		43% N=350
			Fair		16% N=129
			Poor		7% N=57
		Sewer services	Excellent		33% N=248
			Good		48% N=368
			Fair		15% N=117
			Poor		4% N=29
		Storm water management	Excellent		23% N=176
			Good		46% N=347
			Fair		21% N=160
			Poor		9% N=71
		Power (electric and/or gas) utility	Excellent		26% N=203
			Good		49% N=384





















Utilities	Please rate the quality of each of the following services in Sioux Falls.	Power (electric and/or gas) utility	Fair		19% N=151
			Poor		6% N=50
		Utility billing	Excellent		19% N=147
			Good		45% N=342
			Fair		25% N=194
	Please rate how important, if at all, you think it is for the Sioux Falls community to focus on each of the following in the coming two years.	Overall quality of the utility infrastructure	Poor		11% N=82
			Essential		50% N=409
			Very important		36% N=295
			Somewhat important		12% N=94
			Not at all important		1% N=12
Safety	Please rate each of the following characteristics as they relate to Sioux Falls as a whole.	Overall feeling of safety	Excellent		16% N=132
			Good		45% N=366
			Fair		23% N=184
			Poor		16% N=134
	Please rate how safe or unsafe you feel:	In your neighborhood during the day	Very safe		62% N=508
			Somewhat safe		25% N=207
			Neither safe nor unsafe		5% N=40
			Somewhat unsafe		6% N=49
			Very unsafe		1% N=11
		In Sioux Falls's downtown/ commercial area during the day	Very safe		47% N=384





















Safety	Please rate how safe or unsafe you feel:	In Sioux Falls's downtown/commercial area during the day	Somewhat safe	<div></div>	30% N=242
			Neither safe nor unsafe	<div></div>	8% N=65
			Somewhat unsafe	<div></div>	9% N=75
			Very unsafe	<div></div>	6% N=45
	From property crime	Very safe	<div></div>	25% N=204	
		Somewhat safe	<div></div>	36% N=292	
		Neither safe nor unsafe	<div></div>	14% N=117	
		Somewhat unsafe	<div></div>	16% N=131	
		Very unsafe	<div></div>	9% N=76	
	From violent crime	Very safe	<div></div>	35% N=282	
		Somewhat safe	<div></div>	34% N=276	
		Neither safe nor unsafe	<div></div>	13% N=104	
		Somewhat unsafe	<div></div>	11% N=92	
		Very unsafe	<div></div>	7% N=58	
	From fire, flood, or other natural disaster	Very safe	<div></div>	39% N=320	
		Somewhat safe	<div></div>	35% N=283	
		Neither safe nor unsafe	<div></div>	15% N=126	
		Somewhat unsafe	<div></div>	8% N=66	
		Very unsafe	<div></div>	3% N=21	
	Police/Sheriff services		Excellent	<div></div>	27% N=211





















Safety





















Please rate the quality of each of the following services in Sioux Falls.

Police/Sheriff services	Good		39% N=299
	Fair		20% N=153
	Poor		14% N=111
Crime prevention	Excellent		13% N=100
	Good		40% N=306
	Fair		24% N=187
	Poor		23% N=177
Animal control	Excellent		21% N=140
	Good		52% N=351
	Fair		18% N=121
	Poor		9% N=64
Ambulance or emergency medical services	Excellent		30% N=197
	Good		49% N=325
	Fair		17% N=109
	Poor		4% N=28
Fire services	Excellent		46% N=309
	Good		43% N=290
	Fair		10% N=68
	Poor		1% N=5
Fire prevention and education	Excellent		29% N=176





















Safety	Please rate the quality of each of the following services in Sioux Falls.	Fire prevention and education	Good		46% N=277
			Fair		18% N=108
			Poor		7% N=44
		Emergency preparedness	Excellent		19% N=120
			Good		44% N=276
			Fair		24% N=154
			Poor		13% N=83
	Please rate how important, if at all, you think it is for the Sioux Falls community to focus on each of the following in the coming two years.	Overall feeling of safety	Essential		52% N=421
			Very important		34% N=275
			Somewhat important		13% N=105
			Not at all important		2% N=14
Natural environment	Please rate each of the following characteristics as they relate to Sioux Falls as a whole.	Overall quality of natural environment	Excellent		16% N=133
			Good		42% N=342
			Fair		30% N=240
			Poor		12% N=97
	Please also rate each of the following in the Sioux Falls community.	Cleanliness	Excellent		22% N=182
			Good		46% N=376
			Fair		23% N=185
			Poor		9% N=71
		Water resources	Excellent		5% N=39

Natural environment	Please also rate each of the following in the Sioux Falls community.	Water resources	Good		29% N=226
			Fair		33% N=258
			Poor		33% N=254
		Air quality	Excellent		21% N=175
			Good		44% N=357
			Fair		25% N=201
			Poor		10% N=80
	Please rate the quality of each of the following services in Sioux Falls.	Preservation of natural areas	Excellent		14% N=104
			Good		36% N=260
			Fair		27% N=197
			Poor		22% N=160
		Sioux Falls open space	Excellent		14% N=103
			Good		39% N=281
			Fair		28% N=202
			Poor		20% N=143
		Recycling	Excellent		12% N=91
			Good		42% N=334
			Fair		23% N=184
			Poor		23% N=177
		Yard waste pick-up	Excellent		15% N=101

Natural environment	Please rate the quality of each of the following services in Sioux Falls.	Yard waste pick-up	Good		43% N=281
			Fair		27% N=178
			Poor		15% N=97
	Please rate how important, if at all, you think it is for the Sioux Falls community to focus on each of the following in the coming two years.	Overall quality of natural environment	Essential		35% N=284
			Very important		42% N=341
			Somewhat important		22% N=176
			Not at all important		2% N=13
Parks and Recreation	Please rate each of the following characteristics as they relate to Sioux Falls as a whole.	Overall quality of parks and recreation opportunities	Excellent		32% N=266
			Good		40% N=323
			Fair		20% N=167
			Poor		8% N=62
	Please also rate each of the following in the Sioux Falls community.	Availability of paths and walking trails	Excellent		36% N=285
			Good		37% N=291
			Fair		20% N=161
			Poor		7% N=56
		Fitness opportunities	Excellent		30% N=235
			Good		43% N=340
			Fair		20% N=161
			Poor		7% N=54
		Recreational opportunities	Excellent		21% N=171





















Parks and Recreation	Please also rate each of the following in the Sioux Falls community.	Recreational opportunities	Good		46% N=364
			Fair		24% N=190
			Poor		9% N=71
	Please rate the quality of each of the following services in Sioux Falls.	City parks	Excellent		36% N=286
			Good		41% N=331
			Fair		17% N=139
			Poor		6% N=46
		Recreation programs or classes	Excellent		23% N=154
			Good		42% N=287
			Fair		23% N=159
			Poor		12% N=79
		Recreation centers or facilities	Excellent		19% N=131
			Good		45% N=320
			Fair		23% N=161
			Poor		14% N=96
	Please rate how important, if at all, you think it is for the Sioux Falls community to focus on each of the following in the coming two years.	Overall quality of parks and recreation opportunities	Essential		27% N=220
			Very important		44% N=356
			Somewhat important		27% N=220
			Not at all important		2% N=13
Health and wellness		Overall health and wellness opportunities	Excellent		26% N=208





















Health and wellness	Please rate each of the following characteristics as they relate to Sioux Falls as a whole.	Overall health and wellness opportunities	Good	<div><div></div></div>	42% N=337
			Fair	<div><div></div></div>	24% N=196
			Poor	<div><div></div></div>	9% N=69
	Please also rate each of the following in the Sioux Falls community.	Availability of affordable quality food	Excellent	<div><div></div></div>	10% N=85
			Good	<div><div></div></div>	35% N=285
			Fair	<div><div></div></div>	32% N=263
			Poor	<div><div></div></div>	22% N=180
		Availability of affordable quality health care	Excellent	<div><div></div></div>	20% N=162
			Good	<div><div></div></div>	30% N=235
			Fair	<div><div></div></div>	27% N=212
			Poor	<div><div></div></div>	23% N=184
		Availability of preventive health services	Excellent	<div><div></div></div>	23% N=180
			Good	<div><div></div></div>	36% N=286
			Fair	<div><div></div></div>	23% N=182
			Poor	<div><div></div></div>	17% N=137
		Availability of affordable quality mental health care	Excellent	<div><div></div></div>	12% N=77
			Good	<div><div></div></div>	28% N=183
			Fair	<div><div></div></div>	28% N=182
			Poor	<div><div></div></div>	31% N=202
Health services		Excellent	<div><div></div></div>	23% N=170	

Health and wellness	Please rate the quality of each of the following services in Sioux Falls.	Health services	Good		42% N=316
			Fair		24% N=183
			Poor		11% N=81
	Please rate how important, if at all, you think it is for the Sioux Falls community to focus on each of the following in the coming two years.	Overall health and wellness opportunities	Essential		26% N=208
			Very important		43% N=350
			Somewhat important		27% N=220
			Not at all important		4% N=30
	Please rate your overall health.		Excellent		23% N=183
			Very good		45% N=363
			Good		24% N=193
			Fair		5% N=42
			Poor		2% N=18
Education, Arts and Culture	Please rate each of the following characteristics as they relate to Sioux Falls as a whole.	Overall opportunities for education, culture, and the arts	Excellent		18% N=147
			Good		42% N=338
			Fair		27% N=215
			Poor		14% N=111
	Please also rate each of the following in the Sioux Falls community.	Opportunities to attend cultural/arts/music activities	Excellent		24% N=190
			Good		40% N=317
			Fair		26% N=207
			Poor		10% N=82

Education, Arts and Culture

Please also rate each
of the following in the
Sioux Falls
community.

Community support for the arts	Excellent		21% N=160
	Good		42% N=322
	Fair		23% N=176
	Poor		14% N=108
Availability of affordable quality childcare/preschool	Excellent		2% N=10
	Good		11% N=61
	Fair		28% N=155
	Poor		59% N=329
K-12 education	Excellent		19% N=120
	Good		37% N=230
	Fair		31% N=193
	Poor		13% N=83
Adult educational opportunities	Excellent		10% N=69
	Good		39% N=262
	Fair		31% N=206
	Poor		20% N=136
Opportunities to attend special events and festivals	Excellent		24% N=195
	Good		45% N=362
	Fair		23% N=182
	Poor		8% N=68

Education, Arts and Culture	Please rate the quality of each of the following services in Sioux Falls.	Public library services	Excellent		43% N=314
			Good		39% N=287
			Fair		15% N=108
			Poor		4% N=26
	Please rate how important, if at all, you think it is for the Sioux Falls community to focus on each of the following in the coming two years.	Overall opportunities for education, culture, and the arts	Essential		31% N=253
			Very important		38% N=303
			Somewhat important		26% N=211
			Not at all important		5% N=38
Inclusivity and Engagement	Please rate each of the following aspects of quality of life in Sioux Falls.	Sioux Falls as a place to raise children	Excellent		29% N=208
			Good		42% N=303
			Fair		19% N=138
			Poor		9% N=67
		Sioux Falls as a place to retire	Excellent		20% N=140
			Good		41% N=286
			Fair		22% N=151
			Poor		17% N=119
		Sense of community	Excellent		14% N=110
			Good		33% N=264
			Fair		36% N=290
			Poor		18% N=142

Inclusivity and Engagement

Please rate each of the following characteristics as they relate to Sioux Falls as a whole.

Residents' connection and engagement with their community

Excellent



8%
N=67

Good



34%
N=274

Fair



32%
N=254

Poor



26%
N=209

Please rate the job you feel the Sioux Falls community does at each of the following.

Making all residents feel welcome

Excellent



14%
N=112

Good



36%
N=288

Fair



26%
N=211

Poor



23%
N=187

Attracting people from diverse backgrounds

Excellent



14%
N=110

Good



36%
N=274

Fair



25%
N=187

Poor



25%
N=190

Valuing/respecting residents from diverse backgrounds

Excellent



14%
N=106

Good



28%
N=213

Fair



27%
N=206

Poor



32%
N=242

Taking care of vulnerable residents

Excellent



9%
N=72

Good



24%
N=187

Fair



26%
N=204




Poor










































42%
N=330

Inclusivity and Engagement

Please also rate each of the following in the Sioux Falls community.

Sense of civic/community pride	Excellent		13% N=101
	Good		38% N=296
	Fair		32% N=248
	Poor		17% N=134
Neighborliness of residents	Excellent		13% N=104
	Good		38% N=306
	Fair		29% N=233
	Poor		20% N=163
Opportunities to participate in social events and activities	Excellent		17% N=138
	Good		44% N=347
	Fair		28% N=224
	Poor		11% N=88
Opportunities to volunteer	Excellent		32% N=238
	Good		43% N=321
	Fair		21% N=156
	Poor		5% N=40
Opportunities to participate in community matters	Excellent		16% N=118
	Good		40% N=295
	Fair		27% N=204
	Poor		17% N=127

Inclusivity and Engagement	Please also rate each of the following in the Sioux Falls community.	Openness and acceptance of the community toward people of diverse backgrounds	Excellent		10% N=72
			Good		26% N=199
			Fair		32% N=244
			Poor		32% N=241
	Please rate how important, if at all, you think it is for the Sioux Falls community to focus on each of the following in the coming two years.	Residents' connection and engagement with their community	Essential		30% N=245
			Very important		39% N=312
			Somewhat important		27% N=219
			Not at all important		4% N=32
Participation	Please indicate whether or not you have done each of the following in the last 12 months.	Contacted the City of Sioux Falls for help or information	No		52% N=428
			Yes		48% N=390
		Contacted Sioux Falls elected officials to express your opinion	No		71% N=576
			Yes		29% N=239
		Attended a local public meeting	No		73% N=598
			Yes		27% N=221
		Watched a local public meeting	No		42% N=343
			Yes		58% N=474
		Volunteered your time to some group/activity	No		42% N=345
			Yes		58% N=471
		Campaigned or advocated for a local issue, cause, or candidate	No		68% N=554
			Yes		32% N=265

Participation	Please indicate whether or not you have done each of the following in the last 12 months.	Voted in your most recent local election	No		11% N=91
			Yes		89% N=724
		In general, how many times do you:	Access the internet from your home	Several times a day	
	Once a day				8% N=65
	A few times a week				8% N=62
	Every few weeks				3% N=28
	Less often or never				4% N=33
	Access the internet from your cell phone		Several times a day		87% N=703
			Once a day		8% N=67
			A few times a week		2% N=17
			Every few weeks		1% N=5
			Less often or never		2% N=17
	Visit social media sites		Several times a day		60% N=483
			Once a day		16% N=127
			A few times a week		7% N=56
			Every few weeks		3% N=23
			Less often or never		14% N=115
	Use or check email	Several times a day		74% N=597	
Once a day			19% N=156		
A few times a week			6% N=45		

Participation	In general, how many times do you:	Use or check email	Every few weeks	<div></div>	1% N=10	
			Less often or never	<div></div>	0% N=3	
		Share your opinions online	Several times a day	<div></div>	9% N=74	
			Once a day	<div></div>	5% N=37	
			A few times a week	<div></div>	15% N=116	
			Every few weeks	<div></div>	17% N=138	
			Less often or never	<div></div>	54% N=425	
			Shop online	Several times a day	<div></div>	7% N=58
		Once a day		<div></div>	6% N=45	
		A few times a week		<div></div>	35% N=270	
		Every few weeks		<div></div>	36% N=278	
		Less often or never		<div></div>	17% N=131	
		Custom	How often, if ever, do you recycle at home?	Always	<div></div>	74% N=600
				Often	<div></div>	15% N=118
				Sometimes	<div></div>	5% N=41
Rarely	<div></div>			3% N=22		
Never	<div></div>			3% N=27		
Thinking about the times that you do not recycle, please indicate your primary reasons for not recycling. (Select all that apply.)	Takes too much time/e..		<div></div>	28% N=56		
	Don't know what's recycl..		<div></div>	38% N=76		
	Don't have a recycling bin		<div></div>	26% N=52		





















Custom





















Thinking about the times that you do not recycle, please indicate your primary reasons for not recycling. (Select all that apply.)	Don't have the option to..	<div><div></div></div>	20% N=40	
	Don't believe it matters or ..	<div><div></div></div>	12% N=24	
	Other	<div><div></div></div>	20% N=41	
How much do you support or oppose the City of Sioux Falls taking each of the following actions?	Allow residents to leave garbage containers in the public right-of-way	Strongly support	<div><div></div></div>	12% N=96
		Somewhat support	<div><div></div></div>	20% N=161
		Somewhat oppose	<div><div></div></div>	19% N=157
		Strongly oppose	<div><div></div></div>	31% N=256
		Don't Know	<div><div></div></div>	18% N=145
	Reduce the number of licensed garbage haulers over time	Strongly support	<div><div></div></div>	7% N=54
		Somewhat support	<div><div></div></div>	14% N=113
		Somewhat oppose	<div><div></div></div>	26% N=213
		Strongly oppose	<div><div></div></div>	33% N=267
		Don't Know	<div><div></div></div>	20% N=160
	Build a new community pool on the south side of town using existing tax revenues	Strongly support	<div><div></div></div>	20% N=160
		Somewhat support	<div><div></div></div>	38% N=304
		Somewhat oppose	<div><div></div></div>	14% N=116
		Strongly oppose	<div><div></div></div>	19% N=155
		Don't Know	<div><div></div></div>	9% N=76
	Use City tax dollars to make improvements to the Sioux Falls regional airport	Strongly support	<div><div></div></div>	32% N=260
		Somewhat support	<div><div></div></div>	37% N=298

Custom	How much do you support or oppose the City of Sioux Falls taking each of the following actions?	Use City tax dollars to make improvements to the Sioux Falls regional airport	Somewhat oppose		16% N=128
			Strongly oppose		12% N=96
			Don't Know		3% N=23
		Allow homes to be rented as short-term rentals (such as Airbnb or VRBO)	Strongly support		13% N=107
			Somewhat support		30% N=241
			Somewhat oppose		21% N=173
			Strongly oppose		30% N=243
			Don't Know		6% N=45
		Continue investing in green space within street medians	Strongly support		42% N=339
			Somewhat support		35% N=284
			Somewhat oppose		10% N=79
			Strongly oppose		9% N=73
			Don't Know		5% N=40
		Prioritize taxpayer resources to attract new industries and support economic development	Strongly support		33% N=270
			Somewhat support		39% N=315
			Somewhat oppose		13% N=105
			Strongly oppose		10% N=78
			Don't Know		5% N=44
		Should City tax dollars be used to make childcare more affordable for families?	Yes, for all families		44% N=362
			Yes, for low income famil..		26% N=215

Custom	Should City tax dollars be used to make childcare more affordable for families?		No	<div></div>	20% N=164
			No opinion/ Don't..	<div></div>	9% N=74
	How much would you support or oppose the City making annual investments in each of the following areas to address homelessness?	Funding for partner organizations to provide homeless services in the community	Strongly agree	<div></div>	51% N=415
			Somewhat agree	<div></div>	34% N=277
			Somewhat disagree	<div></div>	8% N=66
			Strongly disagree	<div></div>	8% N=62
		Funding for City of Sioux Falls staff to help develop and expand supportive services for unhoused individuals in the community	Strongly agree	<div></div>	49% N=395
			Somewhat agree	<div></div>	32% N=261
			Somewhat disagree	<div></div>	11% N=88
			Strongly disagree	<div></div>	8% N=67
Demographic	How many years have you lived in Sioux Falls?	Less than 2 years	<div></div>	4% N=33	
		2-5 years	<div></div>	14% N=117	
		6-10 years	<div></div>	18% N=145	
		11-20 years	<div></div>	18% N=146	
		More than 20 years	<div></div>	46% N=371	
	Which best describes the building you live in?	Single-family detached ho..	<div></div>	53% N=434	
		Townhouse or duplex (m..	<div></div>	15% N=122	
		Condominium or apartment..	<div></div>	28% N=231	
		Mobile home	<div></div>	2% N=16	
		Other	<div></div>	1% N=11	

Demographic

Do you rent or own your home?	Rent		40% N=324
	Own		60% N=485
About how much is your monthly housing cost for the place you live (including rent, mortgage payment, property tax, property insurance and homeowners' association (HOA) fees)?	Less than \$300		3% N=24
	\$300 to \$599		6% N=48
	\$600 to \$999		16% N=125
	\$1,000 to \$1,499		31% N=245
	\$1,500 to \$2,499		31% N=246
	\$2,500 to \$3,999		9% N=69
	\$4,000 to \$6,999		3% N=26
	\$7,000 to \$9,999		1% N=4
	\$10,000 or more		0% N=3
Do any children 17 or under live in your household?	No		76% N=619
	Yes		24% N=192
Are you or any other members of your household aged 65 or older?	No		77% N=629
	Yes		23% N=184
How much do you anticipate your household's total income before taxes will be for the current year? (Please include in your total income money from all sources for all persons living in your household.)	Less than \$25,000		6% N=45
	\$25,000 to \$49,999		15% N=114
	\$50,000 to \$74,999		21% N=161
	\$75,000 to \$99,999		17% N=128
	\$100,000 to \$149,999		23% N=177

Demographic	How much do you anticipate your household's total income before taxes will be for the current year? (Please include \$200,000 to \$299,999 in your total income money from all sources for all persons living in your household.)	\$150,000 to \$199,999		12% N=90
		\$200,000 to \$299,999		5% N=37
		\$300,000 or more		3% N=23
	Are you of Hispanic, Latino/a/x, or Spanish origin?	No, not of Hispanic, La..		95% N=762
		Yes, I consider my..		5% N=42
	In which category is your age?	18-24 years		4% N=32
		25-34 years		30% N=241
		35-44 years		18% N=149
		45-54 years		16% N=127
		55-64 years		13% N=108
		65-74 years		14% N=112
		75 years or older		5% N=40
	What is your gender?	Woman		49% N=389
		Man		49% N=391
		Identify in another way		2% N=20
	If you identify in another way, how would you describe your gender?	Genderqueer/ gender fluid		18% N=3
		Non-binary		7% N=1
		Transgender woman		30% N=6
		Two-spirit		16% N=3
		Identify in another way		29% N=6