

Sioux Falls, SD

The National Community Survey

Report of Results
2021

Report by:



Visit us online!
www.polco.us

About The NCS™

The National Community Survey™ (The NCS™) report is about the “livability” of Sioux Falls. A livable community is a place that is not simply habitable, but that is desirable. It is not only where people do live, but where they want to live. The survey was developed by the experts at Polco’s National Research Center.

Great communities are partnerships of the government, private sector, community-based organizations and residents, all geographically connected. The NCS captures residents’ opinions considering ten central facets of a community:

- Economy
- Mobility
- Community Design
- Utilities
- Safety
- Natural Environment
- Parks and Recreation
- Health and Wellness
- Education, Arts, and Culture
- Inclusivity and Engagement

The report provides the opinions of a representative sample of 598 residents of the City of Sioux Falls collected from January 4, 2021 to February 22, 2021. The margin of error around any reported percentage is 4% for all respondents and the response rate for the 2020 survey was 21%. Survey results were weighted so that the demographic profile of respondents was representative of the demographic profile of adults in Sioux Falls.

How the results are reported

For the most part, the percentages presented in the following tabs represent the “percent positive.” Most commonly, the percent positive is the combination of the top two most positive response options (i.e., excellent/good, very safe/somewhat safe, etc.). On many of the questions in the survey respondents may answer “don’t know.” The proportion of respondents giving this reply is shown in the full set of responses included in the tab “Complete data.” However, these responses have been removed from the analyses presented in most of the tabs. In other words, the tables and graphs display the responses from respondents who had an opinion about a specific item.

Comparisons to benchmarks

NRC’s database of comparative resident opinion is comprised of resident perspectives gathered in surveys from over 600 communities whose residents evaluated the same kinds of topics on The National Community Survey. The comparison evaluations are from the most recent survey completed in each community in the last five years. NRC adds the latest results quickly upon survey completion, keeping the benchmark data fresh and relevant. The communities in the database represent a wide geographic and population range. In each tab, Sioux Falls’ results are noted as being “higher” than the benchmark, “lower” than the benchmark or “similar” to the benchmark, meaning that the average rating given by Sioux Falls residents is statistically similar to or different (greater or lesser) than the benchmark. Being rated as “higher” or “lower” than the benchmark means that Sioux Falls’ average rating for a particular item was more than 10 points different than the benchmark. If a rating was “much higher” or “much lower,” then Sioux Falls’ average rating was more than 20 points different when compared to the benchmark.

The survey was administered during the COVID-19 pandemic, a time of challenge for many local governments. While we provide comparisons to national benchmarks, it is important to note that much of the benchmark data was collected prior to the pandemic. This may impact how your City’s 2021 ratings compare to other communities’ ratings from the past five years.



Trends over time

Trend data for Sioux Falls represent important comparison data and should be examined for improvements or declines*. Deviations from stable trends over time represent opportunities for understanding how local policies, programs, or public information may have affected residents' opinions. Changes between survey years have been noted with an arrow and the percent difference. If the difference is greater than six percentage points between the 2019 and 2021 surveys, the change is statistically significant.

* In 2020, The NCS survey was updated to include new and refreshed items. Consequently, some of the trends may be impacted due to wording modifications that could have potentially altered the meaning of the item for the respondent.

Methods

Selecting survey recipients

All households within the City of Sioux Falls were eligible to participate in the survey. A list of all households within the zip codes serving Sioux Falls was purchased from Go-Dog Direct based on updated listings from the United States Postal Service. Since some of the zip codes that serve the City of Sioux Falls households may also serve addresses that lie outside of the community, the exact geographic location of each housing unit was compared to community boundaries using the most current municipal boundary file. Addresses located outside of the City of Sioux Falls boundaries were removed from the list of potential households to survey. Each address identified as being within city boundaries was further identified as being within one of regions. From that list, addresses were randomly selected as survey recipients, with multi-family housing units (defined as those with a unit number) sampled at a rate of 5:3 compared to single family housing units.

An individual within each household was selected using the birthday method. The birthday method selects a person within the household by asking the “person whose birthday has most recently passed” to complete the questionnaire. The underlying assumption in this method is that day of birth has no relationship to the way people respond to surveys. This instruction was contained in the introduction of the survey.

Conducting the survey

The 3,000 randomly selected households received mailings beginning on January 4, 2021 and the survey remained open for seven weeks. The first mailing was a postcard inviting the household to participate in the survey. The next mailing contained a cover letter with instructions, the survey questionnaire, and a postage-paid return envelope. The final mailing contained a reminder letter, another survey, and a postage-paid return envelope. All mailings included a web link to give residents the opportunity to respond to the survey online. All follow-up mailings asked those who had not completed the survey to do so and those who had already done so to refrain from completing the survey again.

About 5% of the 3,000 mailed invitations or surveys were returned because the household address was vacant or the postal service was unable to deliver the survey as addressed. Of the remaining 2,863 households that received the invitations to participate, 598 completed the survey, providing an overall response rate of 21%. The response rate was calculated using AAPOR’s response rate #2* for mailed surveys of unnamed persons.

It is customary to describe the precision of estimates made from surveys by a “level of confidence” and accompanying “confidence interval” (or margin of error). A traditional level of confidence, and the one used here, is 95%. The 95% confidence interval can be any size and quantifies the sampling error or imprecision of the survey results because some residents’ opinions are relied on to estimate all residents’ opinions. The margin of error for the City of Sioux Falls survey is no greater than plus or minus four percentage points around any given percent reported for all respondents (598 completed surveys).

Analyzing the data

Responses from mailed surveys were entered into an electronic dataset using a “key and verify” method, where all responses are entered twice and compared to each other. Any discrepancies were resolved in comparison to the original survey form. Range checks as well as other forms of quality control were also performed. Responses from surveys completed on Polco were downloaded and merged with the mailed survey responses.

The demographics of the survey respondents were compared to those found in the 2010 Census and 2017 American Community Survey estimates for adults in the City of Sioux Falls. The primary objective of weighting survey data is to make the survey respondents reflective of the larger population of the community. The characteristics used for weighting were age, sex, race, Hispanic origin, housing type, housing tenure, and area. No adjustments were made for design effects. Weights were calculated using an iterative, multiplicative raking model known as the ANES Weighting Algorithm.* The results of the weighting scheme for the probability sample are presented in the following table.

NRC aligns demographic labels with those used by the U.S. Census for reporting purposes, when possible. Some categories (e.g., age, race/Hispanic origin, housing type, and length of residency) are combined into smaller subgroups.

		Unweighted	Weighted	Target*
Age	18-34	13%	35%	35%
	35-54	25%	33%	33%
	55+	62%	32%	32%
Area	Central	18%	18%	18%
	Northeast	15%	17%	17%
	Northwest	16%	22%	22%
	Southeast	30%	22%	22%
	Southwest	20%	21%	21%
Hispanic origin	No, not Spanish, Hispanic, or Latino	98%	97%	96%
	Spanish, Hispanic, or Latino	2%	3%	4%
Housing tenure	Own	72%	61%	61%
	Rent	28%	39%	39%
Housing type	Attached	35%	38%	38%
	Detached	65%	62%	62%
Race & Hispanic origin	Not white alone	10%	14%	14%
	White alone, not Hispanic or Latino	90%	86%	86%
Sex	Female	56%	51%	51%
	Male	44%	49%	49%
Sex/age	Female 18-34	8%	17%	17%
	Female 35-54	14%	16%	16%
	Female 55+	35%	17%	17%
	Male 18-34	5%	18%	18%
	Male 35-54	11%	17%	17%
	Male 55+	28%	14%	14%

The survey datasets were analyzed using all or some of a combination of the Statistical Package for the Social Sciences (SPSS), R, Python and Tableau. For the most part, the percentages presented in the reports represent the “percent positive.” The percent positive is the combination of the top two most positive response options (i.e., excellent/good, very safe/somewhat safe, essential/very important, etc.), or, in the case of resident behaviors/participation, the percent positive represents the proportion of respondents indicating “yes” or participating in an activity at least once a month.

On many of the questions in the survey respondents may answer “don’t know.” The proportion of respondents giving this reply is shown in the full set of responses included in the tab “Complete data”. However, these responses have been removed from the analyses presented in the reports. In other words, the tables and graphs display the responses from respondents who had an opinion about a specific item.

Contact

The City of Sioux Falls funded this research. Please contact David Bixler of the City of Sioux Falls at dbixler@souxfalls.org if you have any questions about the survey.

Survey Validity

See the Polco Knowledge Base article on survey validity at <https://info.polco.us/knowledge/statistical-vali>

* See AAPOR’s Standard Definitions for more information at

<https://www.aapor.org/Publications-Media/AAPOR-Journals/Standard-Definitions.aspx>

* Pasek, J. (2010). ANES Weighting Algorithm. Retrieved from

<https://web.stanford.edu/group/iriss/cgi-bin/anesrake/resources/RakingDescription.pdf>

* Targets come from the 2010 Census and 2017 American Community Survey

Highlights

Residents praise Sioux Falls' economy and prioritize job growth and workforce development.

Roughly 8 in 10 residents positively rated the overall quality of business and service establishments, overall economic health of Sioux Falls, variety of businesses and service establishments, vibrancy of the downtown/commercial area, shopping opportunities, and economic development; these ratings were exceptional and higher than the national benchmarks. Respondents' reviews of cost of living were also strong and higher than the national average.

About 9 in 10 residents favorably reviewed Sioux Falls as a place to work and this rating improved from 2019 to 2021. Around 80% of residents felt it was essential or very important for the City to invest existing tax dollars in job growth in the coming years and 7 in 10 felt similarly about affordable/workforce housing. About 8 in 10 respondents strongly or somewhat agreed that the City should place a higher priority on investing taxpayer resources to promote job growth and workforce development. Additionally, 10% of residents suggested the City could improve Sioux Falls by focusing on economic development, growth, jobs, and wages.

Residents see improvements to mobility and most would like to see increased funding in this area.

About two-thirds of respondents gave positive reviews to the overall quality of the transportation system; this rating was on par with comparison communities. Residents' assessments of street repair, availability of paths and walking trails, sidewalk maintenance, ease of public parking, and street cleaning improved from 2019 to 2021. About 8 in 10 community members indicated it was essential or very important for the City to invest existing tax dollars in traffic flow in the coming years, while two-thirds felt similarly about public transportation and busing. Only 41% felt it was essential or very important to invest tax dollars in a bike trail system. About 95% of residents strongly or somewhat supported increased local public funding (by either program cuts in other areas or increased fees) to repair and maintain city streets; at least 7 in 10 felt similarly about public transportation/busing, construction of new major streets in the city, paratransit services, and bicycle trail system expansion. Additionally, when residents were asked what the City could do to improve Sioux Falls, the most common responses related to mobility, specifically about improvements to things like roads, parking, and public transportation, among others.

Generally, residents feel safe in the community and most support the City investing in public safety.

About 9 in 10 residents reported feeling safe in their neighborhood and in the downtown/commercial area during the day and at least three-quarters of respondents felt safe from property crime, violent crime, and from flood, fire, or other natural disaster. The highest rated safety services were fire services (94%) and fire prevention and education (88%).

Yet, only about two-thirds of respondents gave high marks to the overall feeling of safety in Sioux Falls, which declined from 2019 to 2021. Survey participants' evaluations of crime prevention also declined over this time. About 9 in 10 felt it was essential or very important for the City to invest existing tax dollars in public safety (police and fire) over the next two years, while just over half (55%) felt similarly about additional fire stations. About 9 in 10 indicated they were majorly or moderately concerned about sexual assault, domestic abuse, and distracted driving in Sioux Falls. Survey participants were also able to write in their own words what the City government could do to improve Sioux Falls. About 18% wrote in suggestions related to public safety, policing, crime prevention, and crime enforcement.

Residents are pleased with their local government and engage with the City.

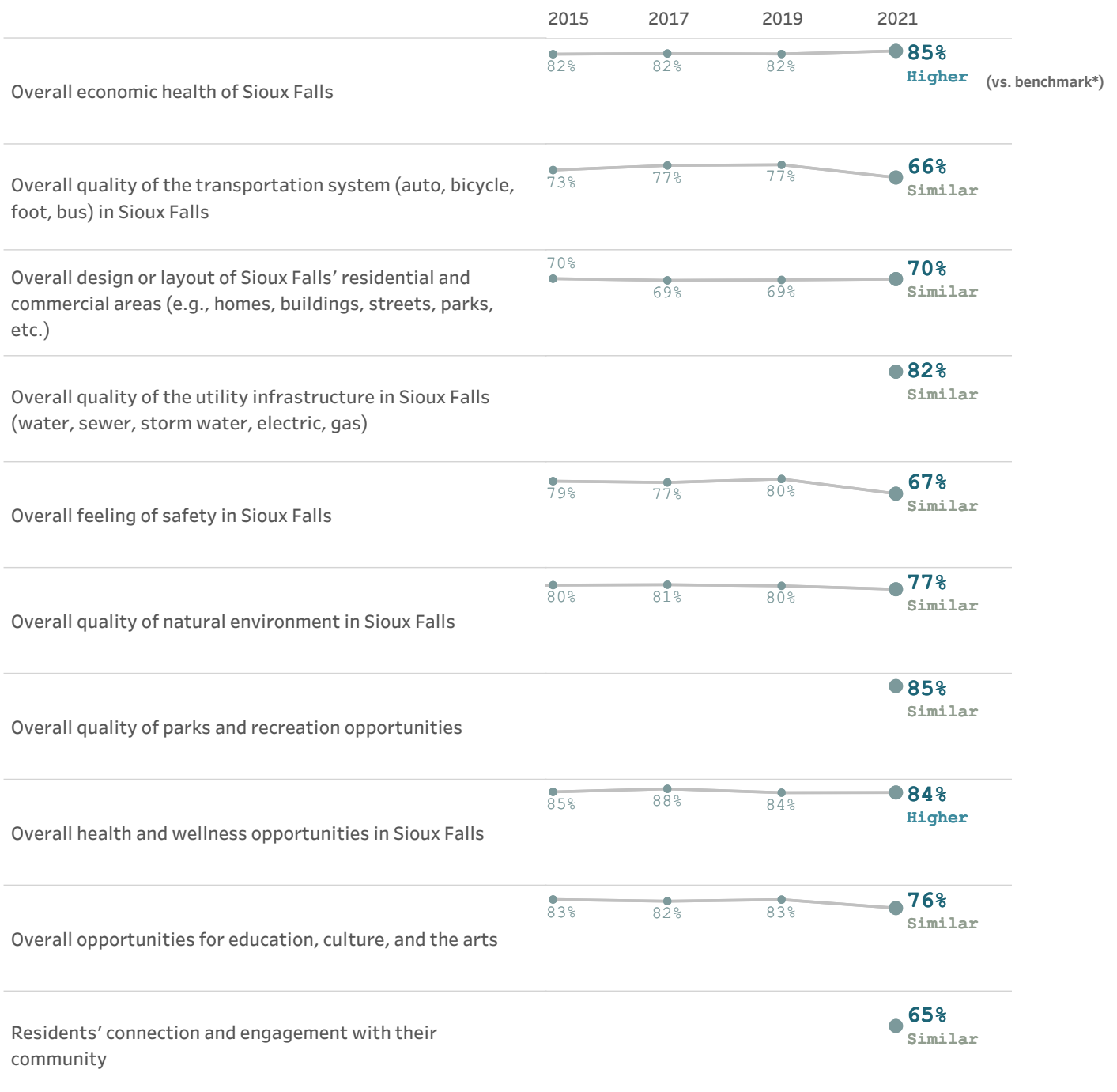
At least 7 in 10 residents gave high marks to the overall customer service provided by Sioux Falls employees, the overall direction that Sioux Falls is taking, treating residents with respect, and the overall quality of the services provided by the City. These ratings were positive and similar to the national benchmarks. Respondents' evaluations of the City of Sioux Falls treating residents fairly and the overall customer service by Sioux Falls employees improved from 2019 to 2021. In 2021, more residents reported they watched a local public meeting or contacted Sioux Falls elected officials than in 2019. When asked to write in their own words about what the City government could do to improve Sioux Falls, residents cited improvements related to communication with residents, engagement, transparency, and diversity and inclusion (8%), COVID-19 response (8%), City and social services (6%), and City governance, taxes, planning, and code enforcement (6%).

Facets of livability

Resident perceptions of quality and importance for each of the facets of community livability provide an overview of community strengths and challenges that are useful for planning, budgeting and performance evaluation.

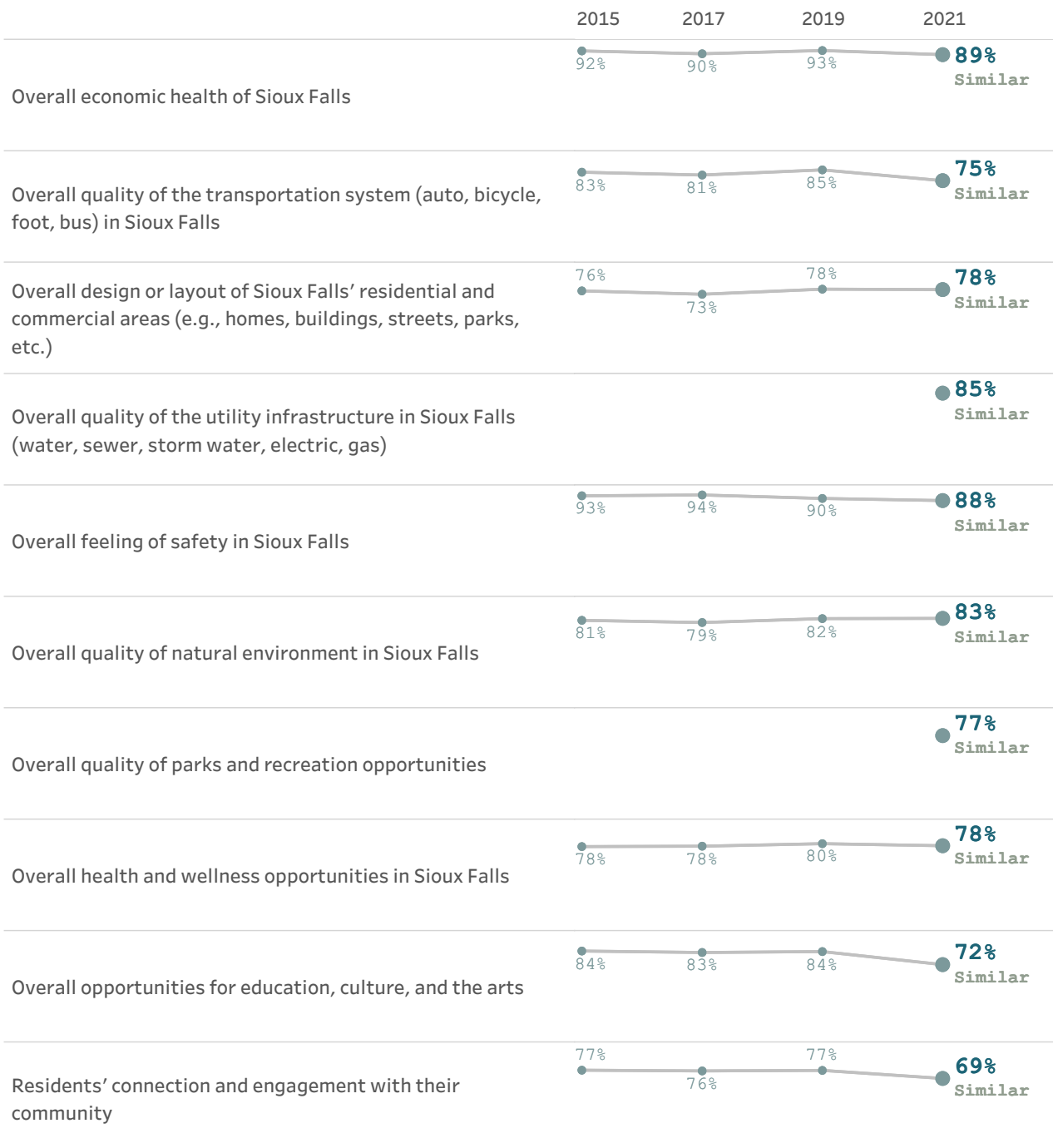
The charts below show the proportion of residents who rated the community facets positively for quality and the priority (importance) placed on each. Also displayed is whether local ratings were lower, similar, or higher than communities across the country (the national benchmark).

Please rate each of the following characteristics as they relate to Sioux Falls as a whole.
(% excellent or good)



Please rate how important, if at all, you think it is for the Sioux Falls community to focus on each of the following in the coming two years.

(% essential or very important)



* Comparison to the national benchmark is shown. If no comparison is available, this is left blank.

Balancing performance and importance

Every jurisdiction must balance limited resources while meeting resident needs and striving to optimize community livability. To this end, it is helpful to know what aspects of the community are most important to residents and which they perceive as being of higher or lower quality. It is especially helpful to know when a facet of livability is considered of high importance but rated as lower quality, as this should be a top priority to address.

To help guide City staff and officials with decisions on future resource allocation, resident ratings of the importance of services were compared to their ratings of the quality of these services. To identify the services perceived by residents to have relatively lower quality at the same time as relatively higher importance, all services were ranked from highest perceived quality to lowest perceived quality and from highest perceived importance to lowest perceived importance. Some services were in the top half of both lists (higher quality and higher importance); some were in the top half of one list but the bottom half of the other (higher quality and lower importance or lower quality and higher importance); and some services were in the bottom half of both lists.

Services receiving quality ratings of excellent or good by 76% or more of respondents were considered of “higher quality” and those with ratings lower than 76% were considered to be of “lower quality.” Services were classified as “more important” if they were rated as essential or very important by 78% or more of respondents. Services were rated as “less important” if they received a rating of less than 78%. This classification uses the median ratings for quality and importance to divide the services in half.

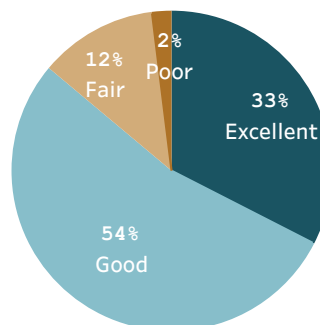
The quadrants in the figure below show which community facets were given higher or lower importance ratings (up-down) and which had higher or lower quality ratings (right-left). Services categorized as higher in importance and lower in quality may warrant further investigation to see if changes to their delivery are necessary.



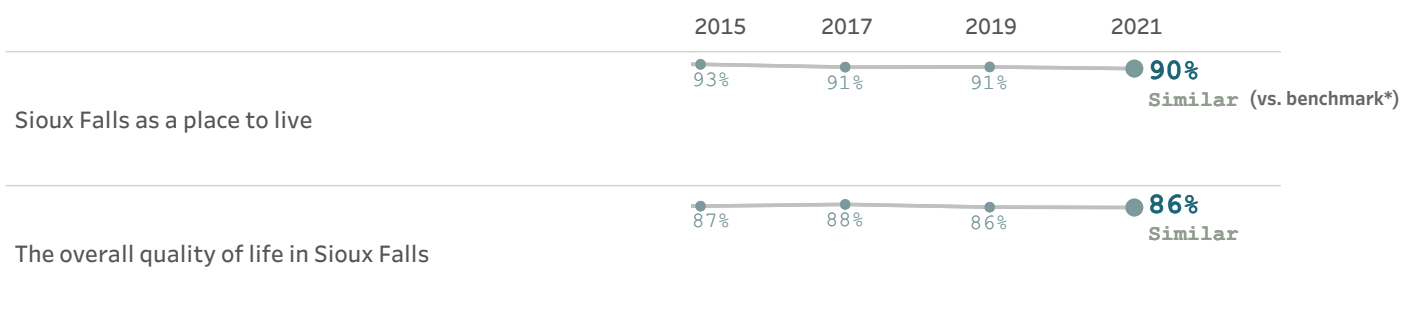
Quality of life

Measuring community livability starts with assessing the quality of life of those who live there, and ensuring that the community is attractive, accessible, and welcoming to all.

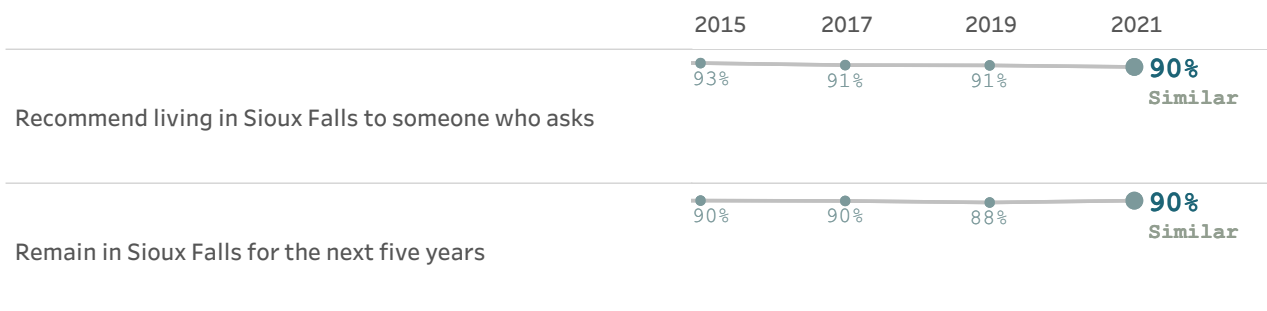
The overall quality of life in
Sioux Falls, 2020




Please rate each of the following aspects of quality of life in Sioux Falls.
(% excellent or good)



Please indicate how likely or unlikely you are to do each of the following.
(% very or somewhat likely)



Please rate each of the following characteristics as they relate to Sioux Falls as a whole.
(% excellent or good)

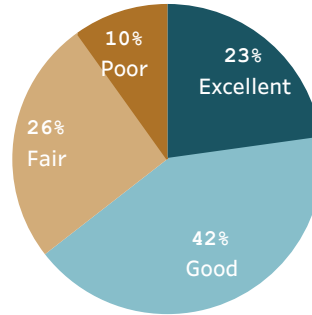


* Comparison to the national benchmark is shown. If no comparison is available, this is left blank.

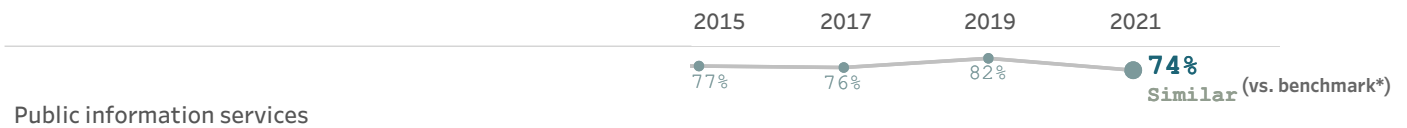
Governance

Strong local governments produce results that meet the needs of residents while making the best use of available resources, and are responsive to the present and future needs of the community as a whole.

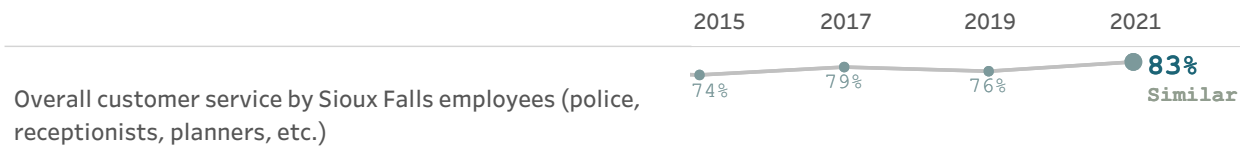
Overall confidence in Sioux Falls government, 2020





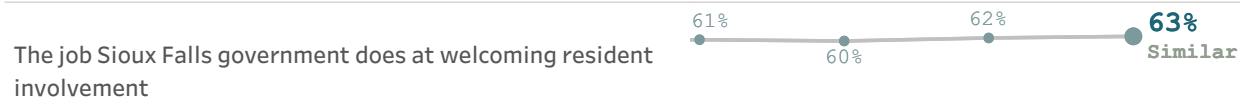
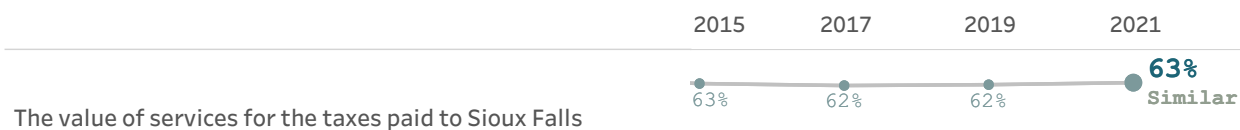
Please rate the quality of each of the following services in Sioux Falls.
(% excellent or good)



Please rate the quality of each of the following services in Sioux Falls.
(% excellent or good)

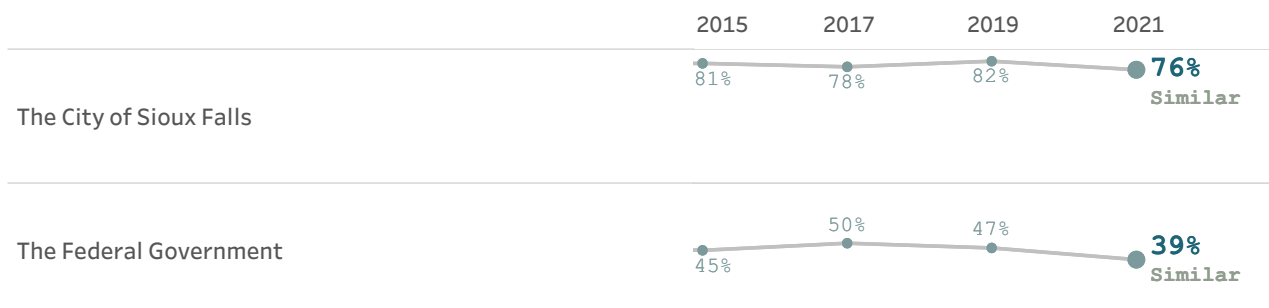


Please rate the following categories of Sioux Falls government performance.
(% excellent or good)





Overall, how would you rate the quality of the services provided by each of the following?
 (% excellent or good)

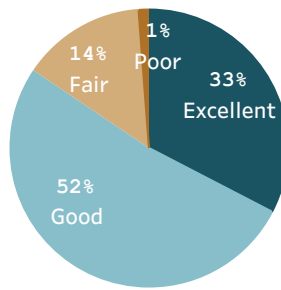


* Comparison to the national benchmark is shown. If no comparison is available, this is left blank.

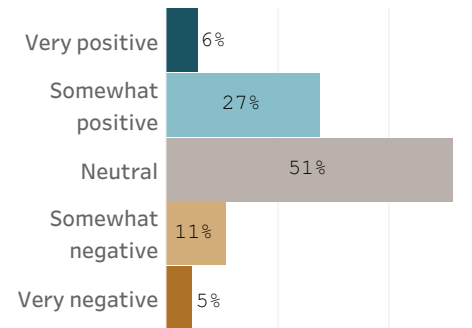
Economy

Local governments work together with private and nonprofit businesses, and with the community at large, to foster sustainable growth, create jobs, and promote a thriving local economy.

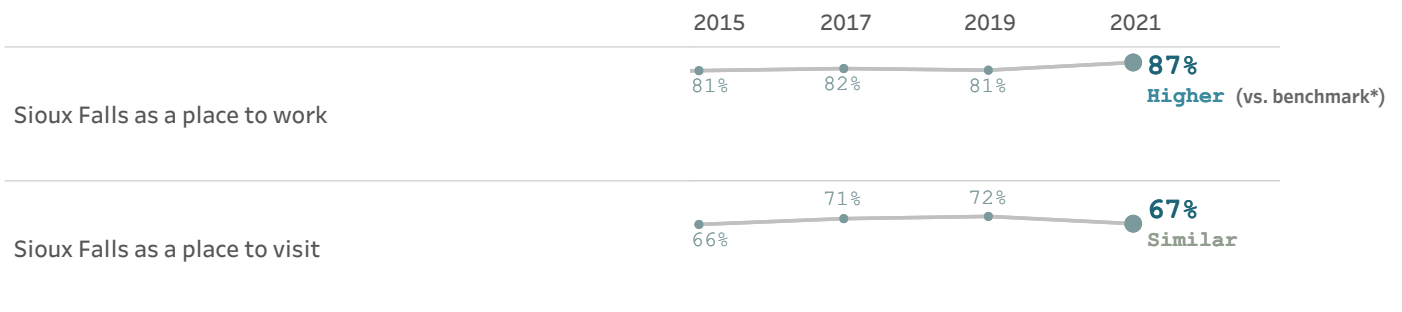
Overall economic health of Sioux Falls, 2020



What impact, if any, do you think the economy will have on your family income in the next 6 months? Do you think the impact will be:



Please rate each of the following aspects of quality of life in Sioux Falls.
(% excellent or good)




Please rate each of the following characteristics as they relate to Sioux Falls as a whole.
(% excellent or good)



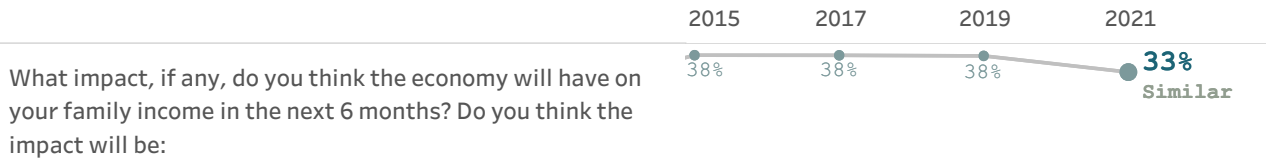
Cost of living in Sioux Falls



Please rate the quality of each of the following services in Sioux Falls.
(% excellent or good)



What impact, if any, do you think the economy will have on your family income in the next 6 months? Do you think the impact will be:
(% very or somewhat positive)

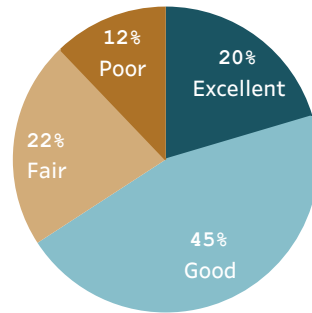


* Comparison to the national benchmark is shown. If no comparison is available, this is left blank.

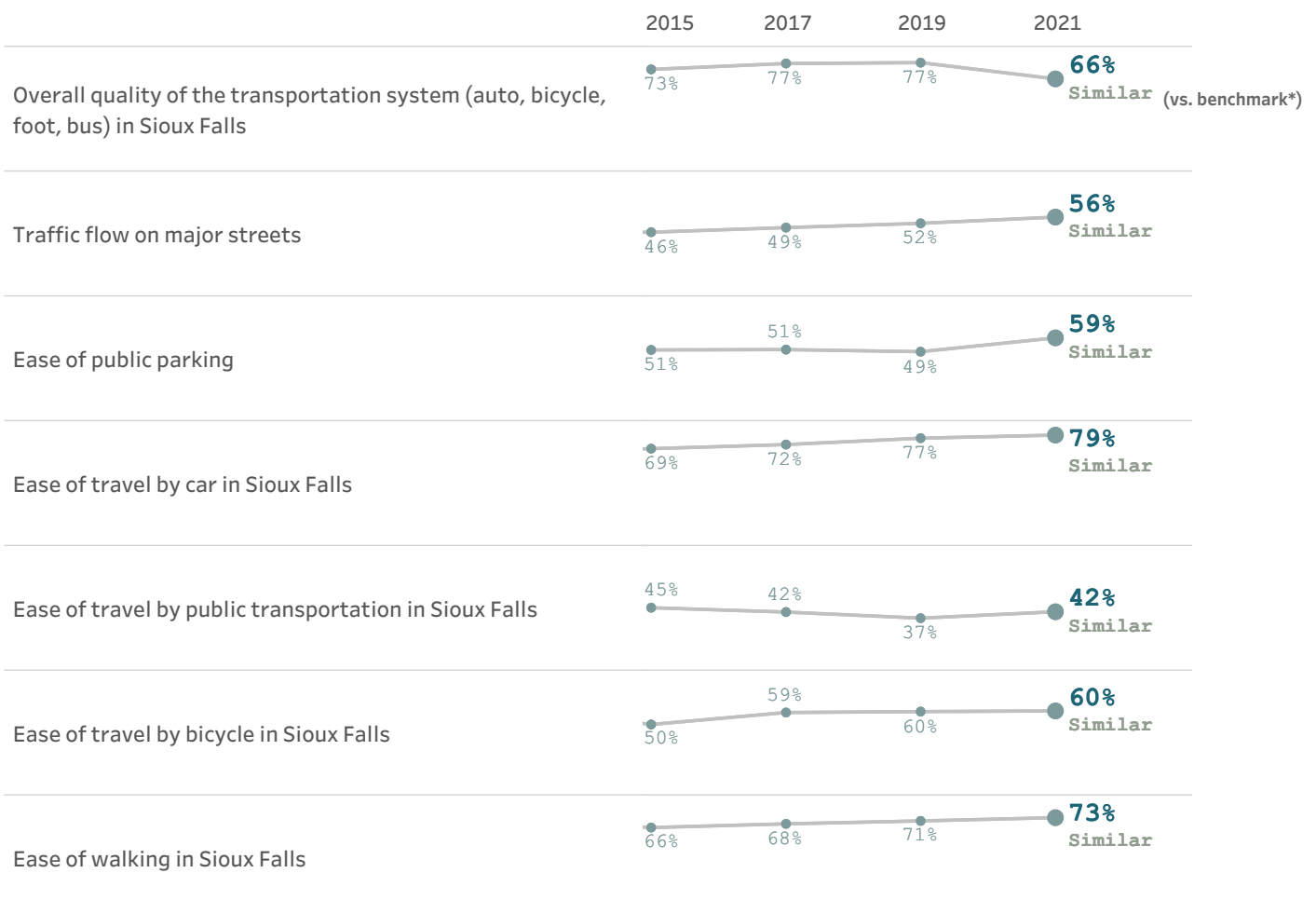
Mobility

The ease with which residents can move about their communities, whether for commuting, leisure, or recreation, plays a major role in the quality of life for all who live, work, and play in the community.

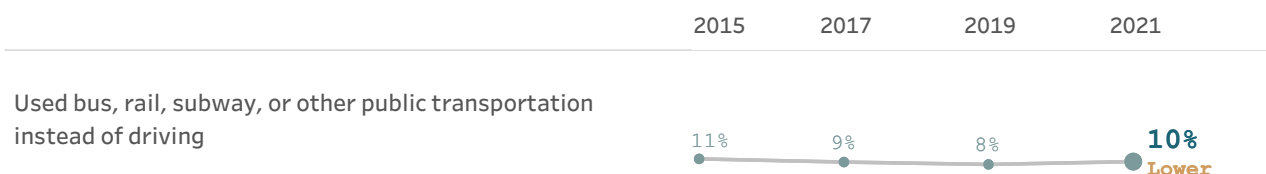
Overall quality of the transportation system in Sioux Falls, 2020

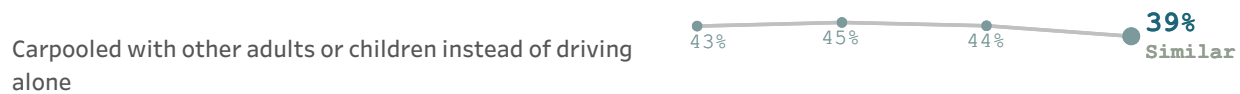


Please rate each of the following characteristics as they relate to Sioux Falls as a whole.
(% excellent or good)




Please indicate whether or not you have done each of the following in the last 12 months.
(% yes)





Please rate the quality of each of the following services in Sioux Falls.
(% excellent or good)



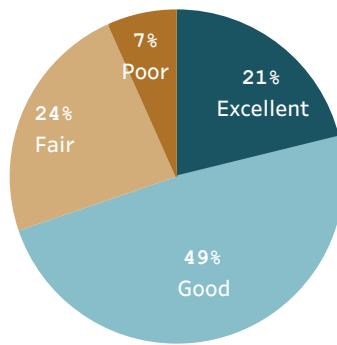
Note: Prior to 2020, "Overall quality of the transportation system" was "Overall ease of getting to the places you usually have to visit". Differences in ratings may be at least partially attributable to changes in question wording and should be interpreted cautiously.

* Comparison to the national benchmark is shown. If no comparison is available, this is left blank.

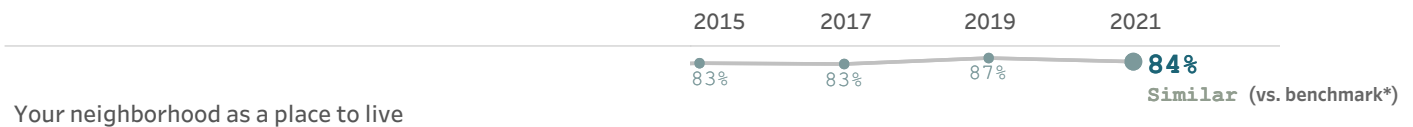
Community design

A well-designed community enhances the quality of life for its residents by encouraging smart land use and zoning, ensuring that affordable housing is accessible to all, and providing access to parks and other green spaces.

Overall design or layout of Sioux Falls's residential and commercial areas, 2020

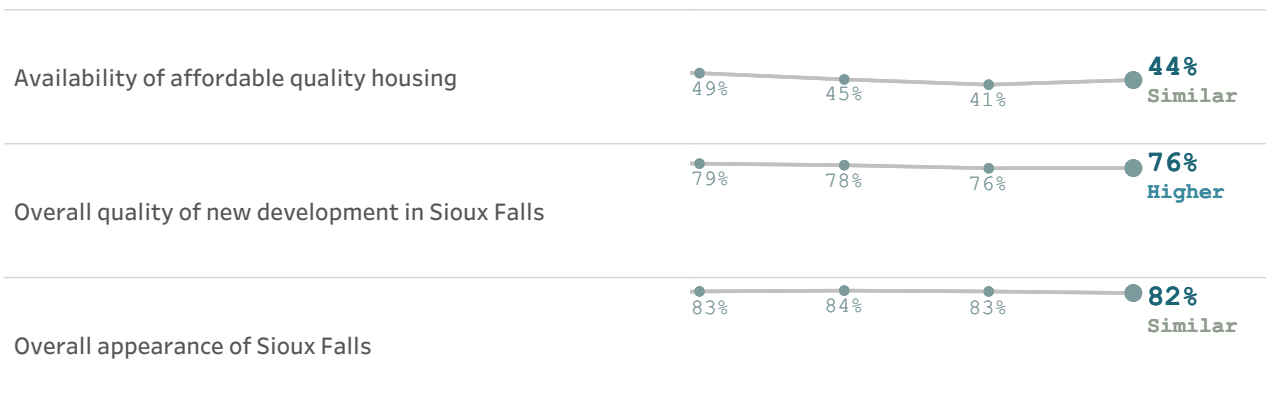


Please rate each of the following aspects of quality of life in Sioux Falls.
(% excellent or good)

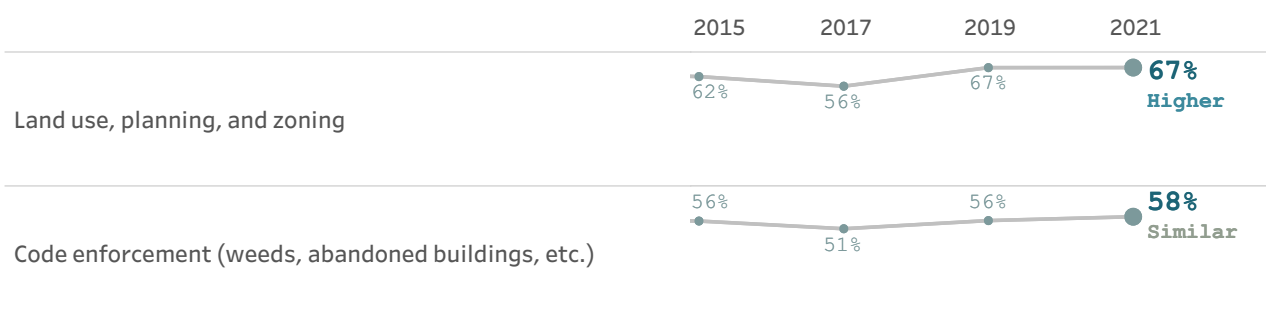


Please rate each of the following characteristics as they relate to Sioux Falls as a whole.
(% excellent or good)





Please rate the quality of each of the following services in Sioux Falls.
(% excellent or good)

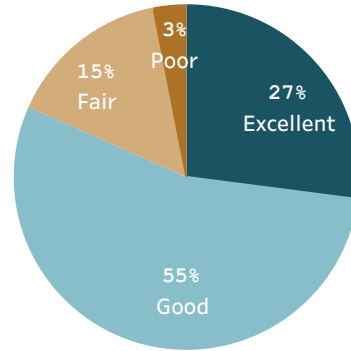


* Comparison to the national benchmark is shown. If no comparison is available, this is left blank.

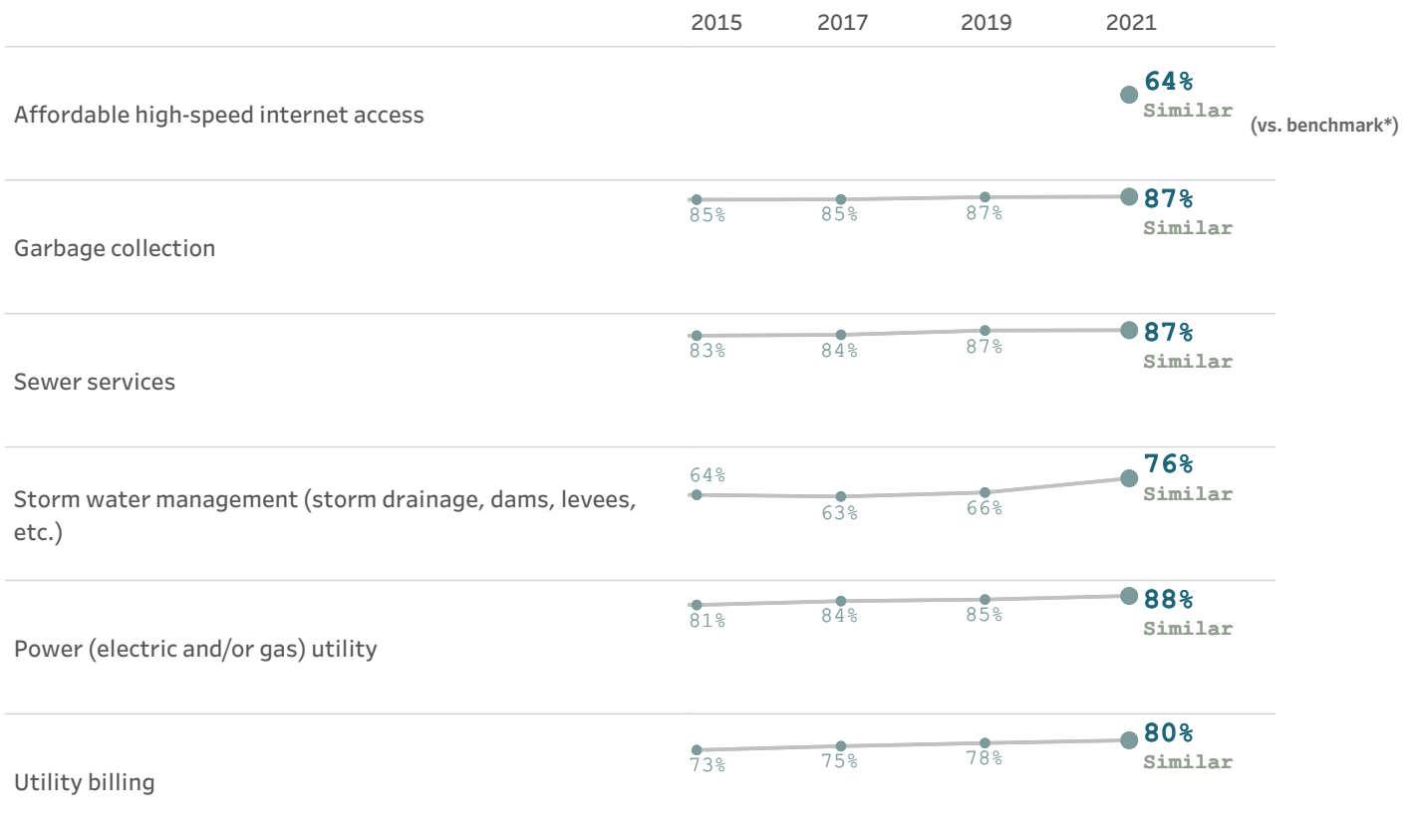
Utilities

Services such as water, gas, electricity, and internet access play a vital role in ensuring the physical and economic health and well-being of the communities they serve.

Overall quality of the utility infrastructure in Sioux Falls, 2020



Please rate the quality of each of the following services in Sioux Falls.
(% excellent or good)



Please rate each of the following characteristics as they relate to Sioux Falls as a whole.
(% excellent or good)

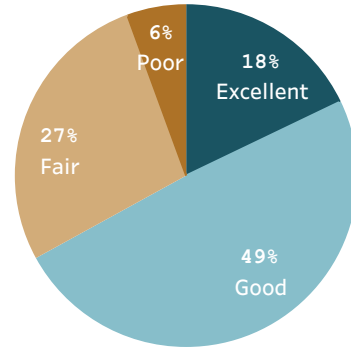
	2015	2017	2019	2021
Overall quality of the utility infrastructure in Sioux Falls (water, sewer, storm water, electric, gas)				● 82% Similar

* Comparison to the national benchmark is shown. If no comparison is available, this is left blank.

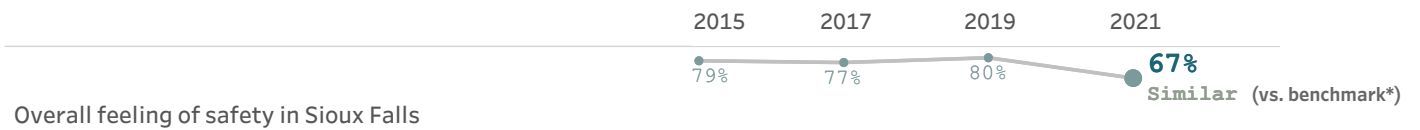
Safety

Public safety is often the most important task facing local governments. All residents should feel safe and secure in their neighborhoods and in the greater community, and providing robust safety-related services is essential to residents' quality of life.

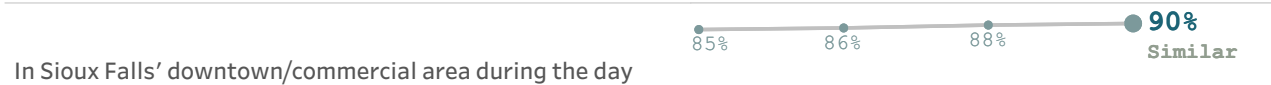

Overall feeling of safety in Sioux Falls, 2020



Please rate each of the following characteristics as they relate to Sioux Falls as a whole.
(% excellent or good)



Please rate how safe or unsafe you feel:
(% very or somewhat safe)

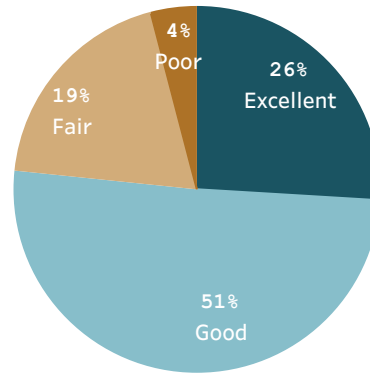


Please rate the quality of each of the following services in Sioux Falls.
 (% excellent or good)



* Comparison to the national benchmark is shown. If no comparison is available, this is left blank.

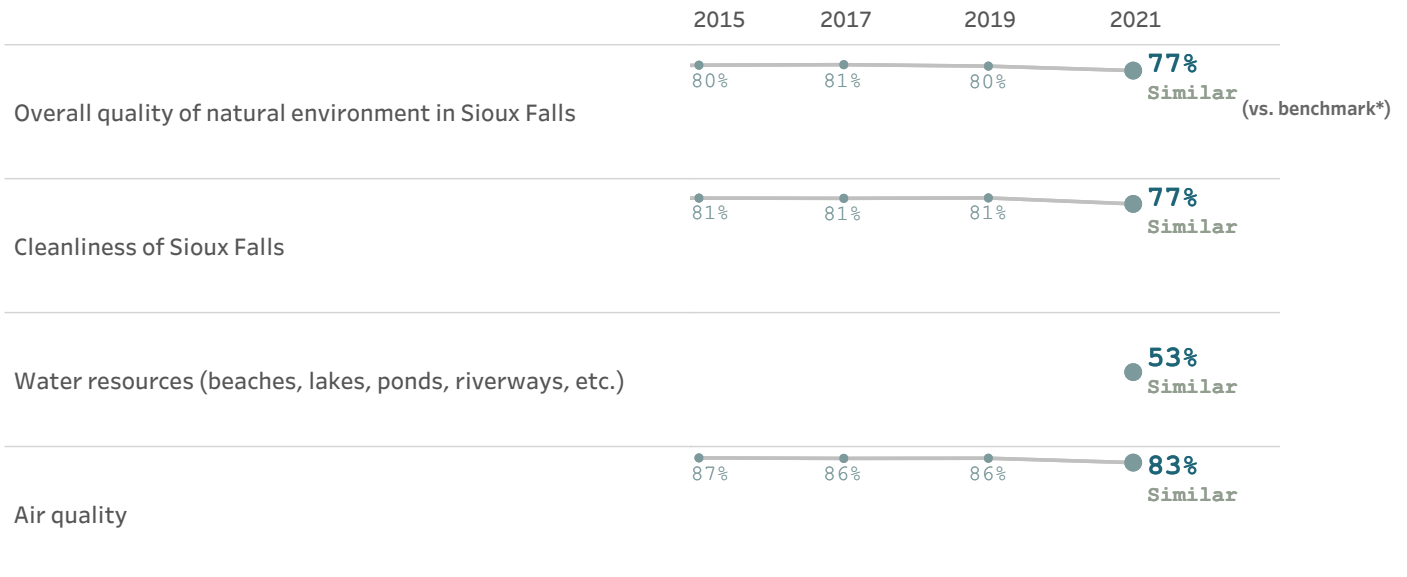
Overall quality of natural environment in Sioux Falls, 2020




Natural environment

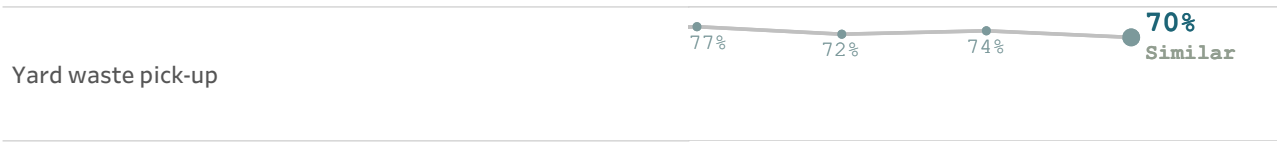
The natural environment plays a vital role in the health and well-being of residents. The natural spaces in which residents live and experience their communities has a direct and profound effect on quality of life.

Please rate each of the following characteristics as they relate to Sioux Falls as a whole.
(% excellent or good)



Please rate the quality of each of the following services in Sioux Falls.
(% excellent or good)





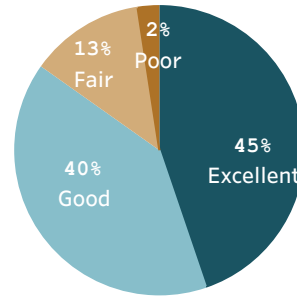
* Comparison to the national benchmark is shown. If no comparison is available, this is left blank.

Parks and recreation

"There are no communities that pride themselves on their quality of life, promote themselves as a desirable location for businesses to relocate, or maintain that they are environmental stewards of their natural resources, without such communities having a robust, active system of parks and recreation programs for public use and enjoyment."

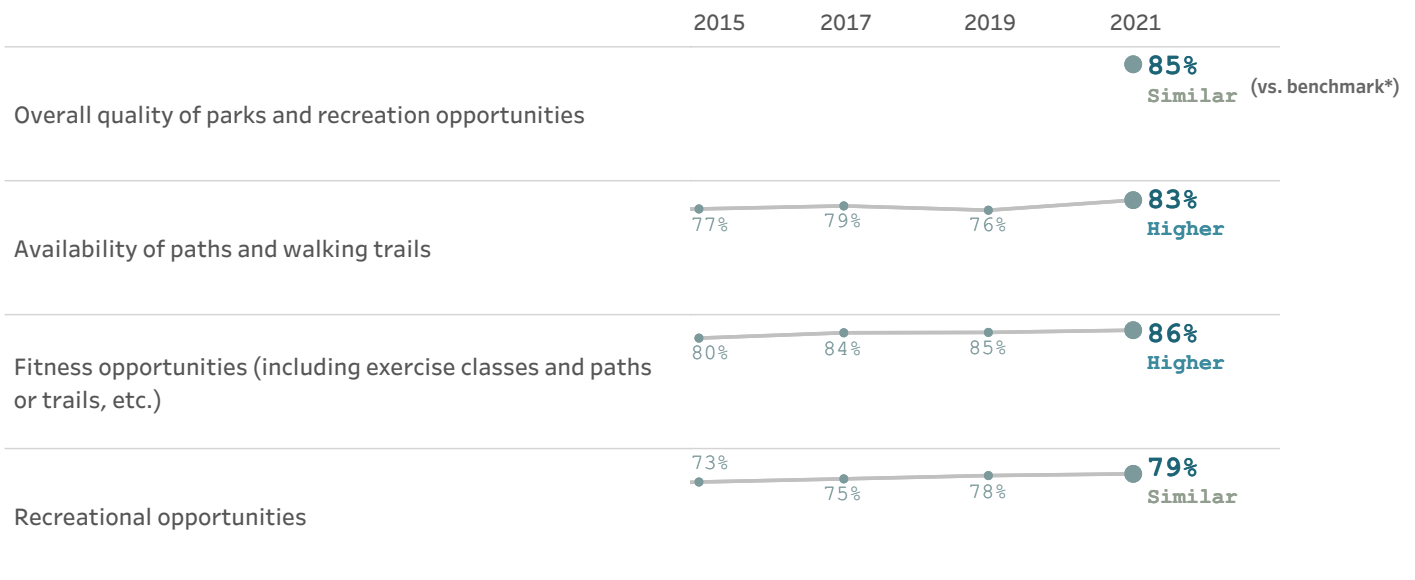
- National Recreation and Park Association

Overall quality of parks and recreation opportunities, 2020



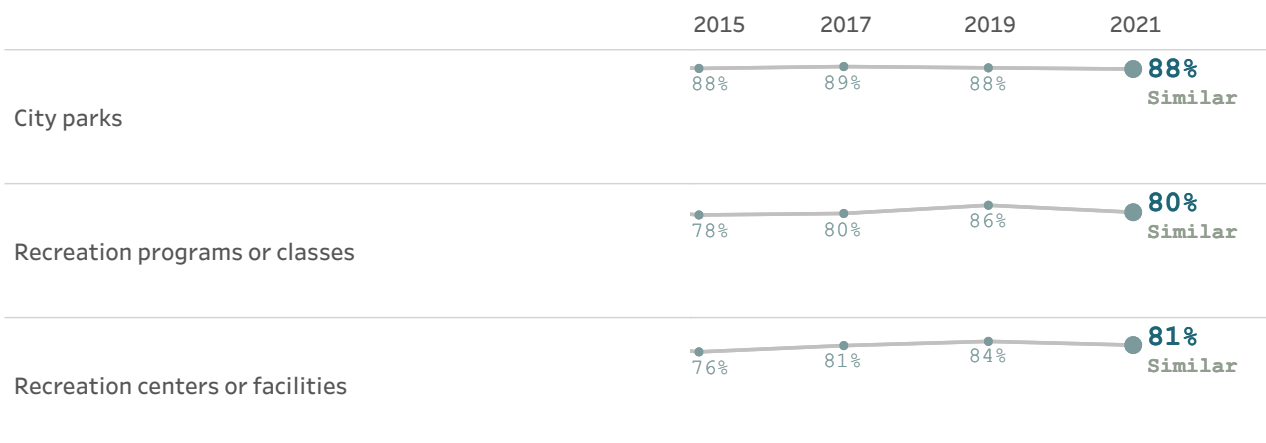
Please rate each of the following characteristics as they relate to Sioux Falls as a whole.

(% excellent or good)



Please rate the quality of each of the following services in Sioux Falls.

(% excellent or good)

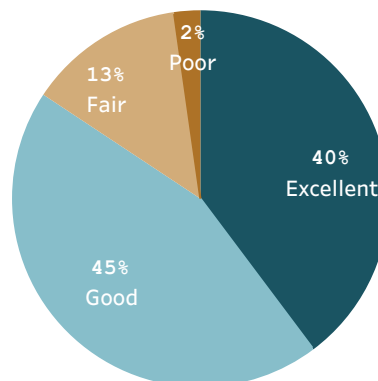


* Comparison to the national benchmark is shown. If no comparison is available, this is left blank.

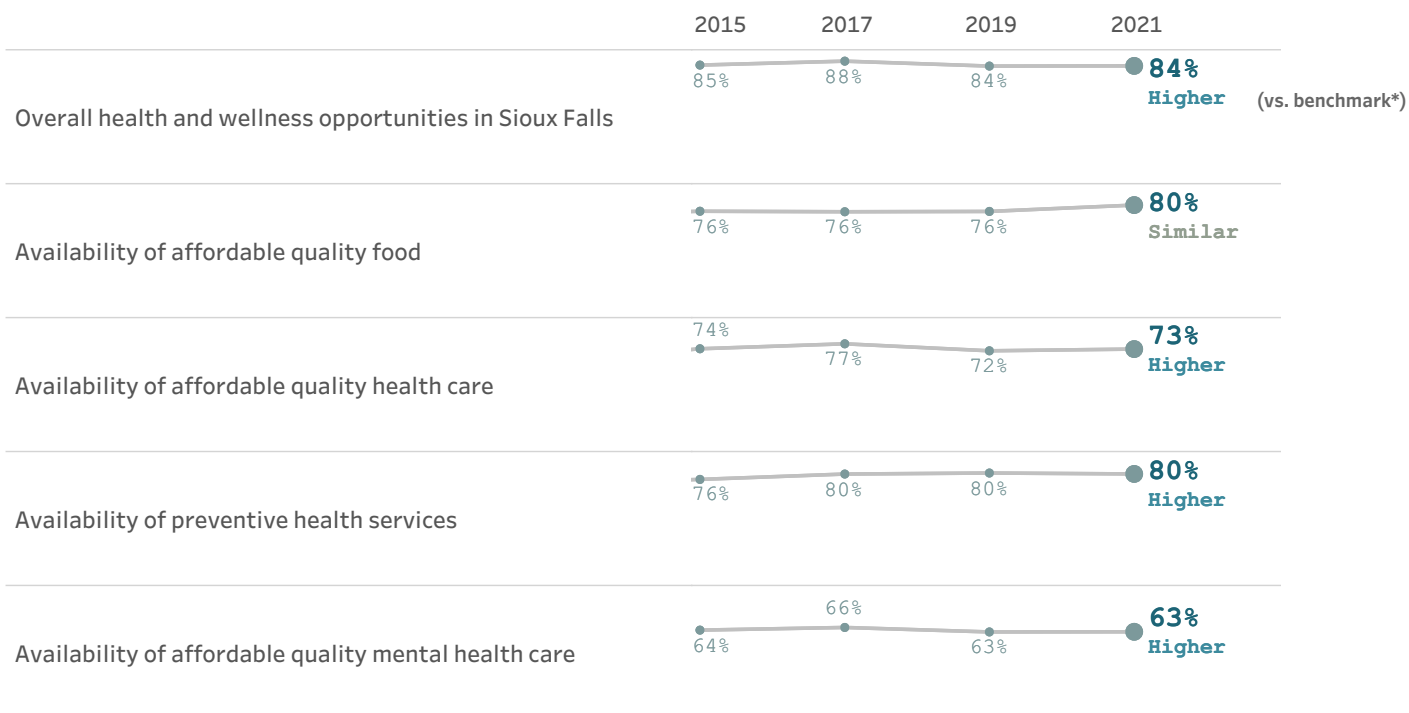
Health and wellness

The characteristics of and amenities available in the communities in which people live has a direct impact on the health and wellness of residents, and thus, on their quality of life overall.


Overall health and wellness opportunities in Sioux Falls, 2020




Please rate each of the following characteristics as they relate to Sioux Falls as a whole.
(% excellent or good)



Please rate the quality of each of the following services in Sioux Falls.
(% excellent or good)



Would you say that in general your health is:
(% excellent or very good)

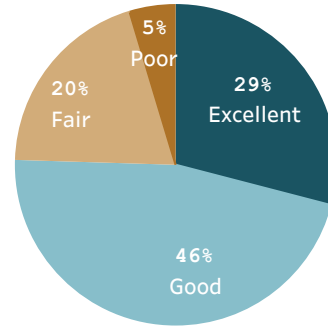


* Comparison to the national benchmark is shown. If no comparison is available, this is left blank.

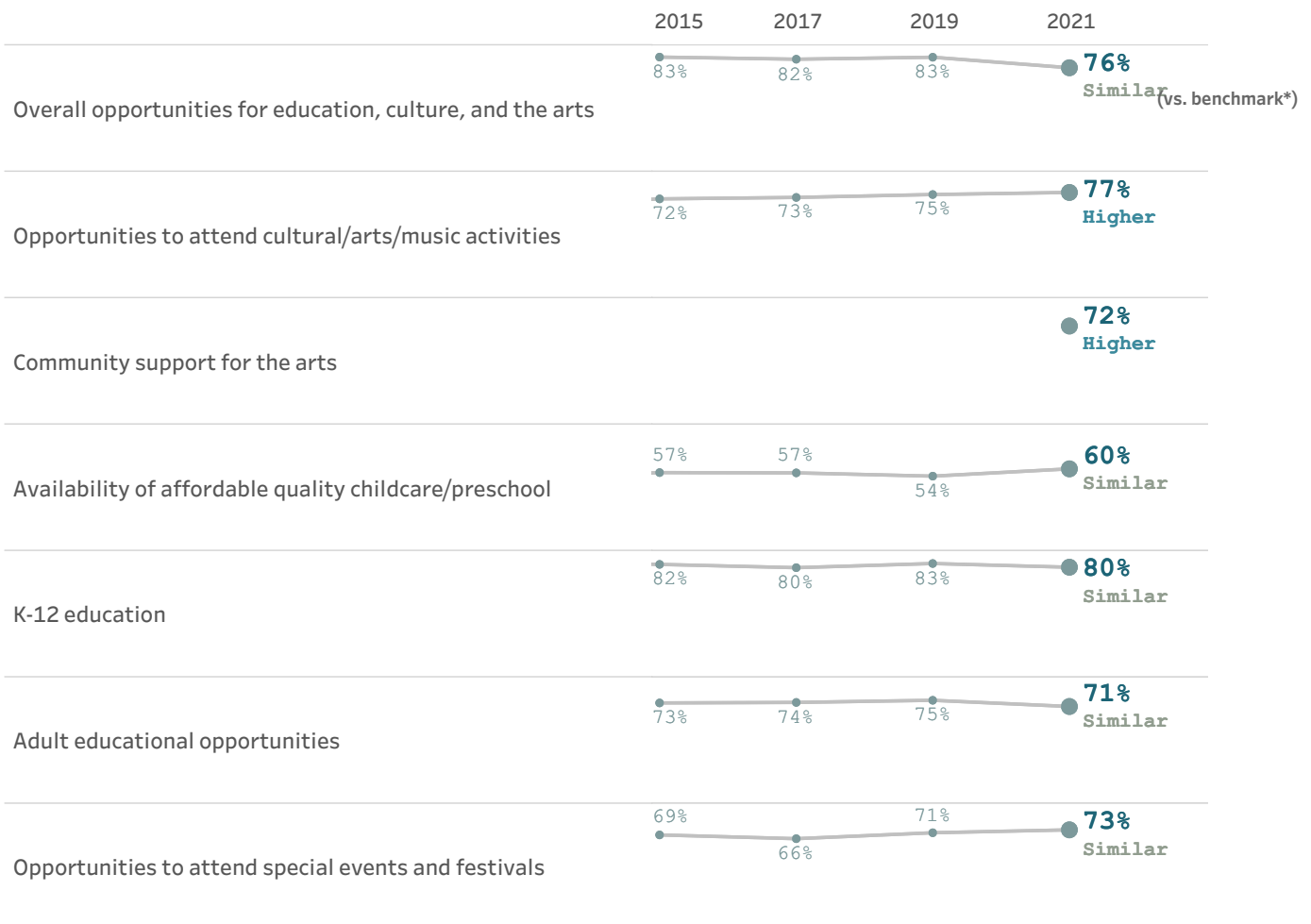
Education, arts, and culture

Participation in the arts, in educational opportunities, and in cultural activities is linked to increased civic engagement, greater social tolerance, and enhanced enjoyment of the local community.

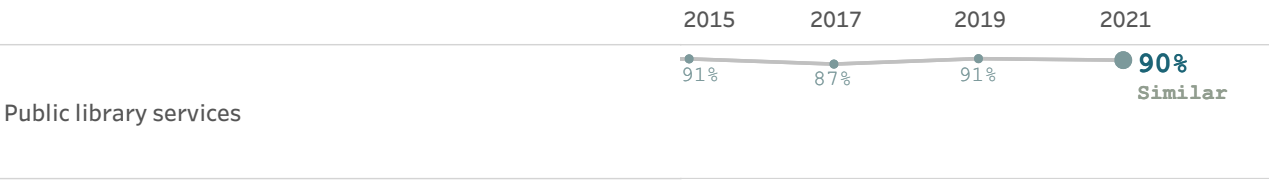
Overall opportunities for education, culture and the arts, 2020



Please rate each of the following characteristics as they relate to Sioux Falls as a whole.
(% excellent or good)



Please rate the quality of each of the following services in Sioux Falls.
(% excellent or good)

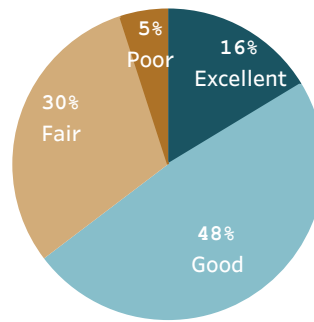


* Comparison to the national benchmark is shown. If no comparison is available, this is left blank.

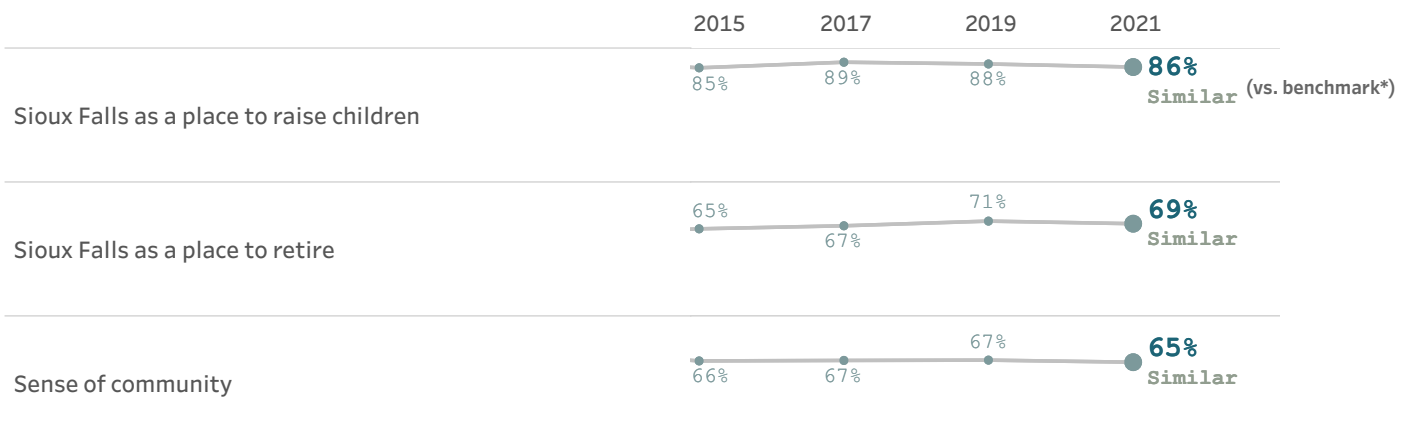
Inclusivity and engagement

Inclusivity refers to a cultural and environmental feeling of belonging; residents who feel invited to participate within their communities feel more included, involved, and engaged than those who do not.


Residents' connection and engagement with their community, 2020



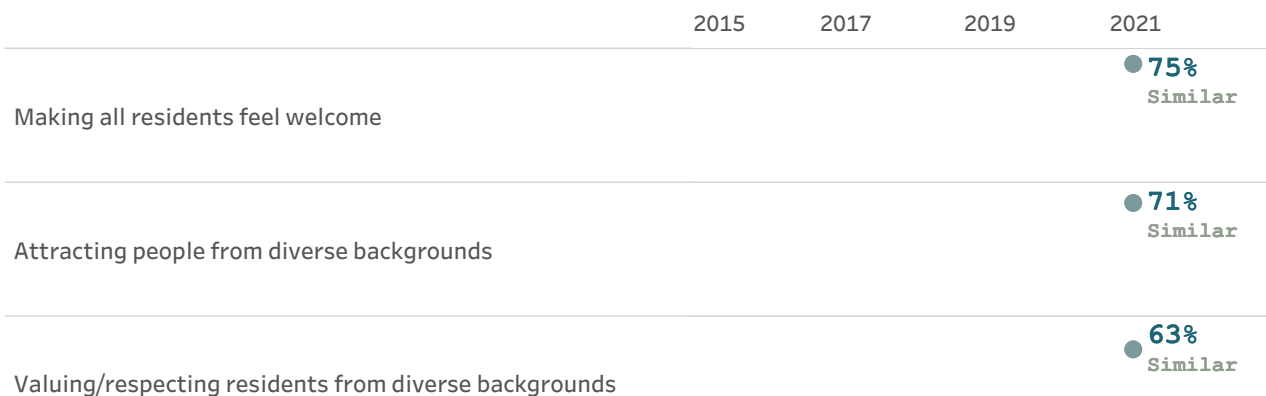
Please rate each of the following aspects of quality of life in Sioux Falls.
(% excellent or good)



Please rate each of the following characteristics as they relate to Sioux Falls as a whole.
(% excellent or good)



Please rate the job you feel the Sioux Falls community does at each of the following.
(% excellent or good)



Taking care of vulnerable residents (elderly, disabled, homeless, etc.)

60%
Similar

Please rate each of the following characteristics as they relate to Sioux Falls as a whole.
(% excellent or good)

2015 2017 2019 2021

Sense of civic/community pride

70%
Similar

Neighborliness of residents in Sioux Falls

61% 60% 64% 65%
Similar

Opportunities to participate in social events and activities

71% 78% 79% 73%
Similar

Opportunities to volunteer

84% 83% 87% 83%
Similar

Opportunities to participate in community matters

68% 72% 73% 69%
Similar

Openness and acceptance of the community toward people of diverse backgrounds

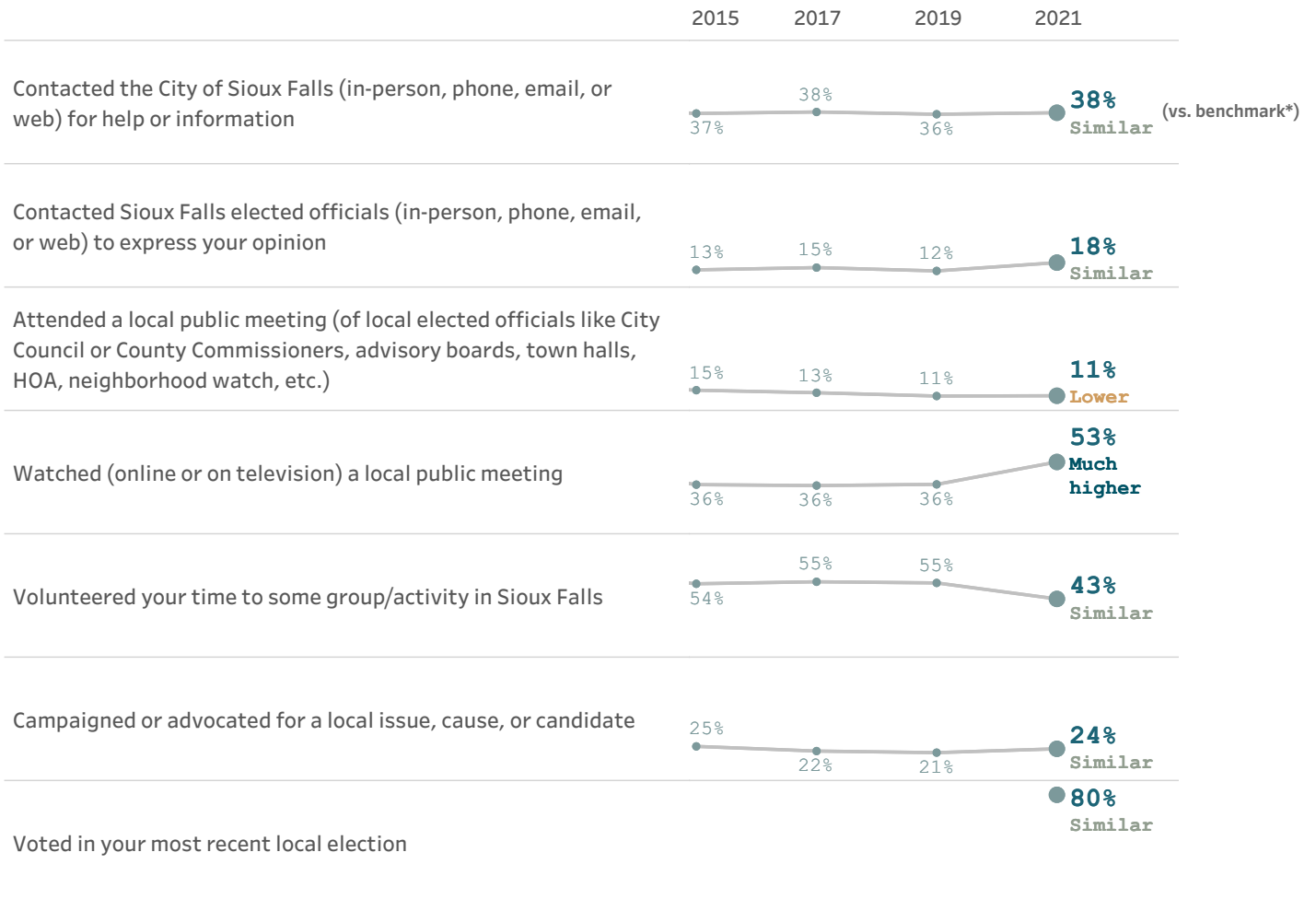
56% 55% 54% 58%
Similar

* Comparison to the national benchmark is shown. If no comparison is available, this is left blank.

Residents' participation levels

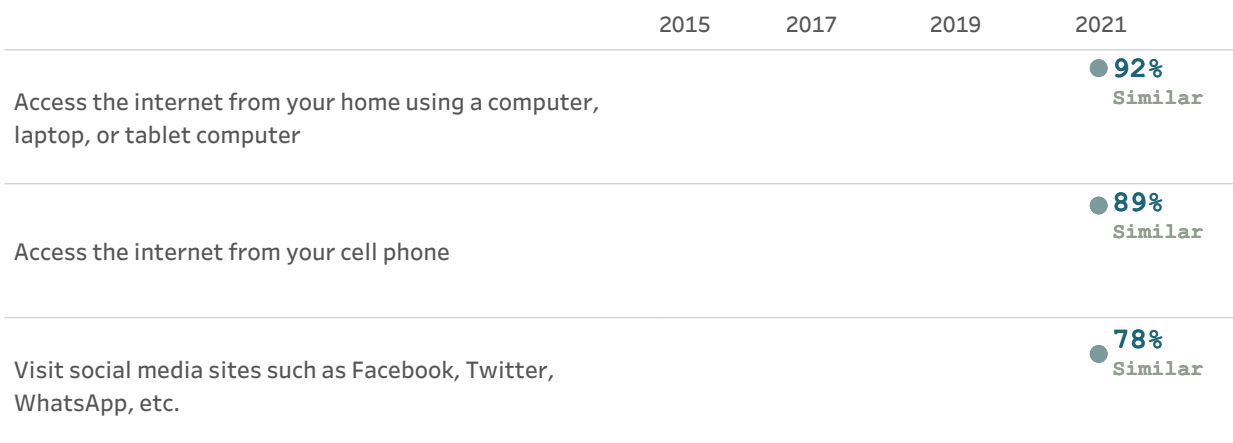
Please indicate whether or not you have done each of the following in the last 12 months.

(% yes)



In general, how many times do you:

(% a few times a week or more)



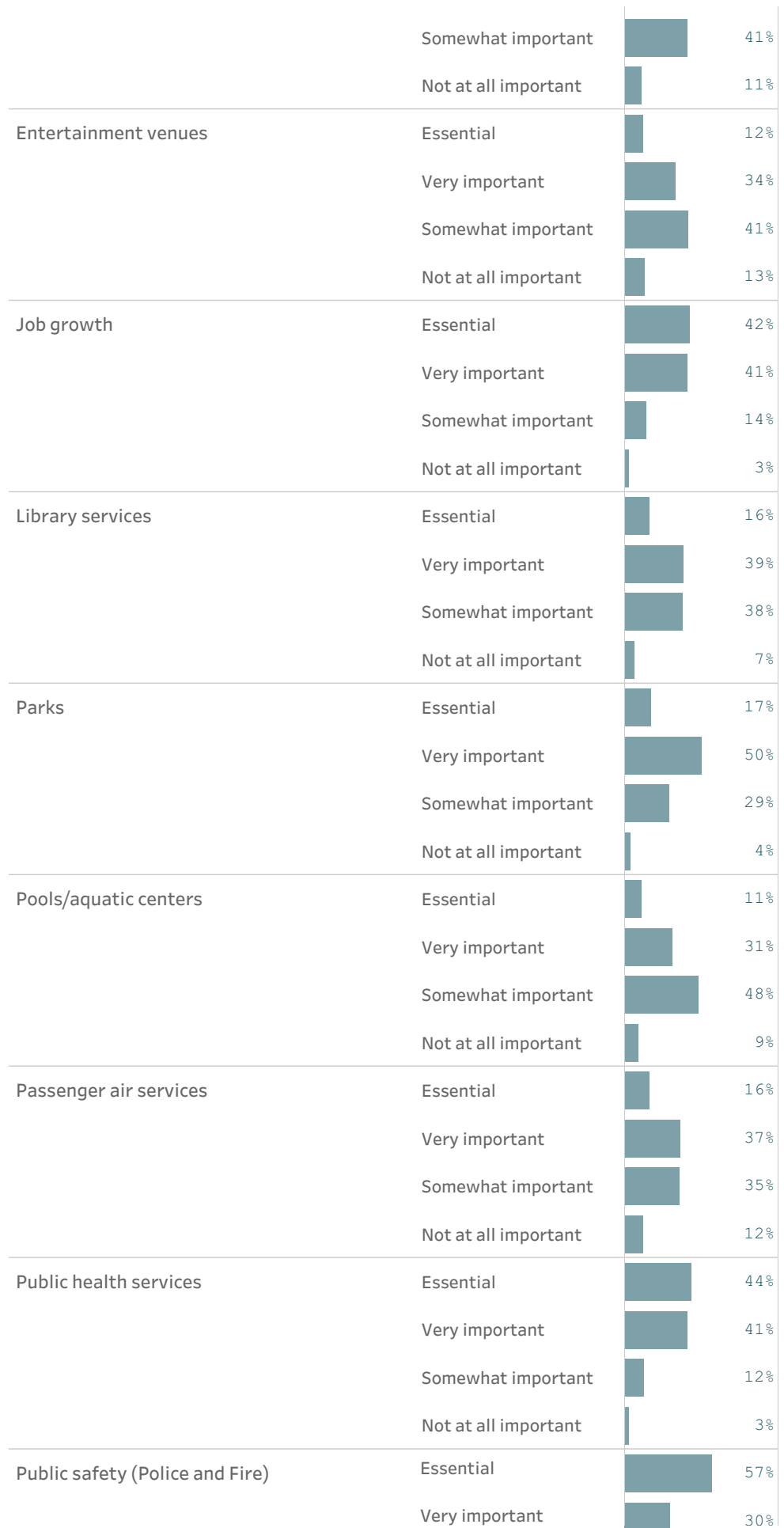
Use or check email	<div> <div></div> <div>94%</div> </div> <div>Similar</div>
Share your opinions online	<div> <div></div> <div>27%</div> </div> <div>Similar</div>
Shop online	<div> <div></div> <div>46%</div> </div> <div>Similar</div>

* Comparison to the national benchmark is shown. If no comparison is available, this is left blank.

Custom questions

Below are the complete set of responses to each custom question on the survey. By default, “don’t know” responses are excluded.

Overall, how would you rate the quality of the services provided by each of the following?	The State Government	Excellent	<div></div>	11%
		Good	<div></div>	33%
		Fair	<div></div>	33%
		Poor	<div></div>	23%
Please rate the importance of the City of Sioux Falls investing existing tax dollars over the next two years in each of the following.	Additional fire stations	Essential	<div></div>	16%
		Very important	<div></div>	39%
		Somewhat important	<div></div>	37%
		Not at all important	<div></div>	7%
	Affordable/workforce housing	Essential	<div></div>	32%
		Very important	<div></div>	41%
		Somewhat important	<div></div>	20%
		Not at all important	<div></div>	7%
	Bike trail system	Essential	<div></div>	12%
		Very important	<div></div>	29%
		Somewhat important	<div></div>	47%
		Not at all important	<div></div>	12%
	Code enforcement	Essential	<div></div>	17%
		Very important	<div></div>	36%
		Somewhat important	<div></div>	38%
		Not at all important	<div></div>	9%
	Downtown development	Essential	<div></div>	16%
		Very important	<div></div>	37%
		Somewhat important	<div></div>	39%
		Not at all important	<div></div>	9%
	Downtown river greenway	Essential	<div></div>	14%
		Very important	<div></div>	34%



		Somewhat important	<div><div></div></div>	11%	
		Not at all important	<div><div></div></div>	2%	
Public transportation/busing	Essential		<div><div></div></div>	25%	
	Very important		<div><div></div></div>	41%	
	Somewhat important		<div><div></div></div>	29%	
	Not at all important		<div><div></div></div>	5%	
Recreation programs	Essential		<div><div></div></div>	9%	
	Very important		<div><div></div></div>	41%	
	Somewhat important		<div><div></div></div>	41%	
	Not at all important		<div><div></div></div>	8%	
Recycling	Essential		<div><div></div></div>	32%	
	Very important		<div><div></div></div>	40%	
	Somewhat important		<div><div></div></div>	23%	
	Not at all important		<div><div></div></div>	5%	
Traffic flow	Essential		<div><div></div></div>	40%	
	Very important		<div><div></div></div>	42%	
	Somewhat important		<div><div></div></div>	15%	
	Not at all important		<div><div></div></div>	3%	
Please rate to what extent you would support or oppose increased local public funding for the following services paid for by either program cuts in other areas or increased fees.	Public transportation/busing	Strongly support	<div><div></div></div>	31%	
		Somewhat support	<div><div></div></div>	46%	
		Somewhat oppose	<div><div></div></div>	16%	
		Strongly oppose	<div><div></div></div>	8%	
	Repair and maintenance of city streets	Strongly support		<div><div></div></div>	62%
		Somewhat support		<div><div></div></div>	33%
		Somewhat oppose		<div><div></div></div>	4%
		Strongly oppose		<div><div></div></div>	1%
	Construction of new major streets in the city	Strongly support		<div><div></div></div>	44%
		Somewhat support		<div><div></div></div>	42%
		Somewhat oppose		<div><div></div></div>	11%
		Strongly oppose		<div><div></div></div>	3%
	Bicycle trail system expansion	Strongly support		<div><div></div></div>	25%

To what extent, if at all, do you think each of these health behaviors and issues is a current concern in Sioux Falls?		Somewhat support	<div></div>	47%
		Somewhat oppose	<div></div>	20%
		Strongly oppose	<div></div>	8%
	Paratransit services	Strongly support	<div></div>	34%
		Somewhat support	<div></div>	50%
		Somewhat oppose	<div></div>	13%
		Strongly oppose	<div></div>	3%
	Alcohol abuse	Major concern	<div></div>	37%
		Moderate concern	<div></div>	45%
		Minor concern	<div></div>	18%
	Drug abuse	Major concern	<div></div>	57%
		Moderate concern	<div></div>	33%
		Minor concern	<div></div>	10%
	Mental health	Major concern	<div></div>	55%
		Moderate concern	<div></div>	35%
		Minor concern	<div></div>	10%
	Suicide	Major concern	<div></div>	46%
		Moderate concern	<div></div>	40%
		Minor concern	<div></div>	14%
	Sexual assault	Major concern	<div></div>	39%
		Moderate concern	<div></div>	48%
		Minor concern	<div></div>	13%
	Domestic abuse	Major concern	<div></div>	47%
		Moderate concern	<div></div>	44%
		Minor concern	<div></div>	9%
	Distracted driving	Major concern	<div></div>	55%
		Moderate concern	<div></div>	33%
		Minor concern	<div></div>	12%
Please indicate how much you agree or disagree with the following statement: "The City of Sioux Falls should place a higher priority on investing taxpayer resources to promote job growth and workforce development."	Strongly agree	<div></div>	29%	
	Somewhat agree	<div></div>	52%	
	Somewhat disagree	<div></div>	12%	
	Strongly disagree	<div></div>	7%	

Open-ended questions

Below are the percentage breakdowns of the open-ended questions.

What can the City government do to improve Sioux Falls?

Mobility (roads, parking, public transportation, traffic, snow removal, walkability)	19%
Public safety, policing, crime prevention and enforcement	18%
Economic development, growth, jobs, wages	10%
Communication with residents, transparency, resident engagement, diversity/inclusion	8%
COVID-19 response	8%
City and social services (utilities, healthcare, education, seniors, homeless, etc.)	6%
City governance, taxes, planning, code enforcement	6%
Downtown, local businesses, shopping, dining, entertainment, activities	5%
Parks, recreation, trails, rivers/waterways, open space	4%
Affordable housing, cost of living	3%
Cleanliness of city, upkeep, look, environment, recycling, trash	2%
Other	3%
Don't know/Nothing	8%

National benchmark tables

This table contains the comparisons of Sioux Falls' results to those from other communities. The first column shows the comparison of Sioux Falls' rating to the benchmark. Sioux Falls' results are noted as being "higher", "lower" or "similar" to the benchmark, meaning that the average rating given by Sioux Falls residents is statistically similar to or different than the benchmark. The second column is Sioux Falls' "percent positive." Most commonly, the percent positive is the combination of the top two most positive response options (i.e., excellent/good). The third column is the rank assigned to Sioux Falls' rating among communities where a similar question was asked. The fourth column is the number of communities that asked a similar question. The fifth column shows the percentile for Sioux Falls' result -- that is what percent of surveyed communities had a lower rating than Sioux Falls.

			% positive	Rank	Number of communities	Percentile
Please rate each of the following aspects of quality of life in Sioux Falls.	Sioux Falls as a place to live	Similar	90%	156	359	57
	Your neighborhood as a place to live	Similar	84%	153	300	50
	Sioux Falls as a place to raise children	Similar	86%	161	359	56
	Sioux Falls as a place to work	Higher	87%	15	344	96
	Sioux Falls as a place to visit	Similar	67%	119	288	59
	Sioux Falls as a place to retire	Similar	69%	126	346	64
	The overall quality of life in Sioux Falls	Similar	86%	156	396	61
	Sense of community	Similar	65%	120	299	60
Please rate each of the following characteristics as they relate to Sioux Falls as a whole.	Overall economic health of Sioux Falls	Higher	85%	41	273	85
	Overall quality of the transportation system	Similar	66%	193	275	30
	Overall design/layout of residential and commercial areas	Similar	70%	80	268	71
	Overall quality of the utility infrastructure	Similar	82%	18	59	70
	Overall feeling of safety in Sioux Falls	Similar	67%	261	341	24
	Overall quality of natural environment in Sioux Falls	Similar	77%	174	278	38
	Overall quality of parks and recreation opportunities	Similar	85%	22	59	64
	Overall health and wellness opportunities in Sioux Falls	Higher	84%	36	270	87
	Overall opportunities for education, culture, and the arts	Similar	76%	89	269	67
	Residents' connection and engagement with their community	Similar	65%	17	59	72
Please indicate how likely or unlikely you are to do each of the following.	Recommend living in Sioux Falls to someone who asks	Similar	90%	116	285	60
	Remain in Sioux Falls for the next five years	Similar	90%	39	278	86
Please rate how safe or unsafe you feel:	In your neighborhood during the day	Similar	93%	190	328	43
	In Sioux Falls' downtown/commercial area during the day	Similar	90%	193	307	38

Please rate how safe or unsafe you feel:	From property crime	Similar	72%	49	71	31
	From violent crime	Similar	75%	55	71	23
	From fire, flood, or other natural disaster	Similar	84%	34	59	43
Please rate the job you feel the Sioux Falls community does at each of the following.	Making all residents feel welcome	Similar	75%	28	59	53
	Attracting people from diverse backgrounds	Similar	71%	12	59	80
	Valuing/respecting residents from diverse backgrounds	Similar	63%	33	59	45
	Taking care of vulnerable residents	Similar	60%	34	59	43
Please rate each of the following characteristics as they relate to Sioux Falls as a whole.	Overall quality of business and service establishments	Higher	88%	11	276	97
	Variety of business and service establishments	Higher	83%	4	58	94
	Vibrancy of downtown/commercial area	Much higher	82%	15	254	95
	Employment opportunities	Much higher	82%	2	301	100
	Shopping opportunities	Higher	79%	33	289	89
	Cost of living in Sioux Falls	Higher	65%	3	271	99
	Overall image or reputation of Sioux Falls	Similar	81%	108	336	68
Please rate each of the following characteristics as they relate to Sioux Falls as a whole.	Traffic flow on major streets	Similar	56%	106	315	67
	Ease of public parking	Similar	59%	118	239	51
	Ease of travel by car in Sioux Falls	Similar	79%	75	301	76
	Ease of travel by public transportation in Sioux Falls	Similar	42%	110	246	56
	Ease of travel by bicycle in Sioux Falls	Similar	60%	109	302	64
	Ease of walking in Sioux Falls	Similar	73%	125	302	59
	Well-planned residential growth	Higher	71%	8	61	87
	Well-planned commercial growth	Higher	75%	3	61	96
	Well-designed neighborhoods	Similar	68%	25	61	60
	Preservation of historical or cultural character	Similar	78%	9	57	85
	Public places where people want to spend time	Similar	73%	98	263	63
	Variety of housing options	Higher	64%	62	279	78
	Availability of affordable quality housing	Similar	44%	110	298	64
	Overall quality of new development in Sioux Falls	Higher	76%	22	289	93
	Overall appearance of Sioux Falls	Similar	82%	117	330	65
	Cleanliness of Sioux Falls	Similar	77%	139	302	55
	Water resources	Similar	53%	44	55	21

Please rate each of the following characteristics as they relate to Sioux Falls as a whole.	Air quality	Similar	83%	75	255	71
	Availability of paths and walking trails	Higher	83%	50	298	84
	Fitness opportunities	Higher	86%	28	259	90
	Recreational opportunities	Similar	79%	76	288	74
	Availability of affordable quality food	Similar	80%	23	254	91
	Availability of affordable quality health care	Higher	73%	40	268	86
	Availability of preventive health services	Higher	80%	25	249	90
	Availability of affordable quality mental health care	Higher	63%	28	246	89
	Opportunities to attend cultural/arts/music activities	Higher	77%	51	287	83
	Community support for the arts	Higher	72%	14	59	77
	Availability of affordable quality childcare/preschool	Similar	60%	107	264	60
	K-12 education	Similar	80%	108	264	60
	Adult educational opportunities	Similar	71%	59	254	77
	Sense of civic/community pride	Similar	70%	27	59	55
	Neighborliness of residents in Sioux Falls	Similar	65%	120	265	55
	Opportunities to participate in social events and activities	Similar	73%	59	269	79
	Opportunities to attend special events and festivals	Similar	73%	94	277	67
	Opportunities to volunteer	Similar	83%	29	269	90
	Opportunities to participate in community matters	Similar	69%	98	274	65
	Openness and acceptance of the community toward people of diverse ..	Similar	58%	187	295	37
Please indicate whether or not you have done each of the following in the last 12 months.	Contacted the City of Sioux Falls for help or information	Similar	38%	259	323	20
	Contacted Sioux Falls elected officials to express your opinion	Similar	18%	108	262	59
	Attended a local public meeting	Lower	11%	260	266	3
	Watched a local public meeting	Much higher	53%	4	241	99
	Volunteered your time to some group/activity	Similar	43%	84	270	69
	Campaigned or advocated for a local issue, cause, or candidate	Similar	24%	103	252	60
	Voted in your most recent local election	Similar	80%	27	59	55
	Used public transportation instead of driving	Lower	10%	162	228	29
	Carpooled with other adults or children	Similar	39%	158	257	39
	Walked or biked instead of driving	Similar	49%	186	263	30
Please rate the quality of each of the following	Public information services	Similar	74%	100	279	65

Please rate the quality of each of the following services in Sioux Falls.

Economic development	Higher	83%	11	279	97
Traffic enforcement	Similar	69%	143	339	58
Traffic signal timing	Similar	53%	143	265	47
Street repair	Similar	42%	193	326	41
Street cleaning	Similar	64%	151	290	48
Street lighting	Similar	72%	65	320	80
Snow removal	Similar	71%	95	253	63
Sidewalk maintenance	Similar	68%	91	291	69
Bus or transit services	Similar	56%	97	239	60
Land use, planning, and zoning	Higher	67%	33	290	89
Code enforcement (weeds, abandoned buildings, etc.)	Similar	58%	122	343	65
Affordable high-speed internet access	Similar	64%	12	56	79
Garbage collection	Similar	87%	142	317	56
Sewer services	Similar	87%	90	288	69
Storm water management	Similar	76%	87	316	73
Power (electric and/or gas) utility	Similar	88%	37	196	82
Utility billing	Similar	80%	60	241	76
Police/Sheriff services	Similar	83%	198	385	49
Crime prevention	Similar	65%	234	340	32
Animal control	Similar	82%	36	303	89
Ambulance or emergency medical services	Similar	85%	236	305	23
Fire services	Similar	94%	172	333	49
Fire prevention and education	Similar	88%	81	278	71
Emergency preparedness	Similar	69%	123	279	56
Preservation of natural areas	Similar	67%	100	258	62
Sioux Falls open space	Similar	64%	96	249	62
Recycling	Similar	69%	254	323	22
Yard waste pick-up	Similar	70%	192	263	28
City parks	Similar	88%	86	298	72
Recreation programs or classes	Similar	80%	83	296	72
Recreation centers or facilities	Similar	81%	68	271	75

Please rate the quality of each of the following services in Sioux Falls.	Health services	Higher	85%	25	234	90
	Public library services	Similar	90%	103	297	66
	Overall customer service by Sioux Falls employees	Similar	83%	120	354	67
Please rate the following categories of Sioux Falls government performance.	The value of services for the taxes paid to Sioux Falls	Similar	63%	84	360	77
	The overall direction that Sioux Falls is taking	Higher	73%	28	311	91
	The job Sioux Falls government does at welcoming resident involve..	Similar	63%	57	312	82
	Overall confidence in Sioux Falls government	Similar	64%	45	273	84
	Generally acting in the best interest of the community	Similar	66%	58	277	80
	Being honest	Similar	64%	79	269	71
	Being open and transparent to the public	Similar	60%	23	60	62
	Informing residents about issues facing the community	Similar	65%	15	64	77
	Treating all residents fairly	Similar	64%	98	272	64
	Treating residents with respect	Similar	69%	30	59	50
Overall, how would you rate the quality of the services provided by each ..	The City of Sioux Falls	Similar	76%	151	363	59
	The Federal Government	Similar	39%	163	257	37
Please rate how important, if at all, you think it is for the Sioux Falls community to focus on each of the following in the coming two years.	Overall economic health of Sioux Falls	Similar	89%	95	249	62
	Overall quality of the transportation system	Similar	75%	154	249	38
	Overall design/layout of residential and commercial areas	Similar	78%	128	249	49
	Overall quality of the utility infrastructure	Similar	85%	38	59	36
	Overall feeling of safety in Sioux Falls	Similar	88%	149	249	40
	Overall quality of natural environment in Sioux Falls	Similar	83%	163	249	35
	Overall quality of parks and recreation opportunities	Similar	77%	50	59	16
	Overall health and wellness opportunities in Sioux Falls	Similar	78%	72	248	71
	Overall opportunities for education, culture, and the arts	Similar	72%	208	249	17
In general, how many times do you:	Residents' connection and engagement with their community	Lower	69%	216	250	14
	Access the internet from your home	Similar	92%	44	59	26
	Access the internet from your cell phone	Similar	89%	48	59	19
	Visit social media sites	Similar	78%	39	59	34
	Use or check email	Similar	94%	45	59	24
	Share your opinions online	Similar	27%	48	59	19
	Shop online	Similar	46%	50	59	16

Would you say that in general your health is:	Similar	64%	148	258	43
What impact, if any, do you think the economy will have on your family..	Similar	33%	92	261	65

Custom benchmark tables

This table contains the comparisons of Sioux Falls' results to those from other communities with populations of 90,000 to 300,000. The first column shows the comparison of Sioux Falls' rating to the benchmark. Sioux Falls' results are noted as being "higher", "lower" or "similar" to the benchmark, meaning that the average rating given by Sioux Falls residents is statistically similar to or different than the benchmark. The second column is Sioux Falls' "percent positive." Most commonly, the percent positive is the combination of the top two most positive response options (i.e., excellent/good). The third column is the rank assigned to Sioux Falls' rating among communities where a similar question was asked. The fourth column is the number of communities that asked a similar question. The fifth column shows the percentile for Sioux Falls' result -- that is what percent of surveyed communities had a lower rating than Sioux Falls.

			% positive	Rank	Number of communities	Percentile
Please rate each of the following aspects of quality of life in Sioux Falls.	Sioux Falls as a place to live	Similar	90%	20	65	70
	Your neighborhood as a place to live	Similar	84%	22	48	56
	Sioux Falls as a place to raise children	Similar	86%	18	65	73
	Sioux Falls as a place to work	Higher	87%	4	63	94
	Sioux Falls as a place to visit	Similar	67%	27	51	49
	Sioux Falls as a place to retire	Similar	69%	23	64	65
	The overall quality of life in Sioux Falls	Similar	86%	21	76	73
	Sense of community	Similar	65%	12	46	75
Please rate each of the following characteristics as they relate to Sioux Falls as a whole.	Overall economic health of Sioux Falls	Higher	85%	5	41	89
	Overall quality of the transportation system	Similar	66%	23	43	48
	Overall design/layout of residential and commercial areas	Similar	70%	11	40	74
	Overall quality of the utility infrastructure	Higher	82%	3	8	67
	Overall feeling of safety in Sioux Falls	Similar	67%	38	58	36
	Overall quality of natural environment in Sioux Falls	Similar	77%	22	43	51
	Overall quality of parks and recreation opportunities	Similar	85%	5	8	45
	Overall health and wellness opportunities in Sioux Falls	Higher	84%	7	41	84
	Overall opportunities for education, culture, and the arts	Similar	76%	15	40	64
	Residents' connection and engagement with their community	Similar	65%	4	8	56
Please indicate how likely or unlikely you are to do each of the following.	Recommend living in Sioux Falls to someone who asks	Similar	90%	10	44	78
	Remain in Sioux Falls for the next five years	Similar	90%	9	44	81
Please rate how safe or unsafe you feel:	In your neighborhood during the day	Similar	93%	29	59	52
	In Sioux Falls' downtown/commercial area during the day	Similar	90%	21	53	62

Please rate how safe or unsafe you feel:	From property crime	Similar	72%	10	14	34
	From violent crime	Similar	75%	10	14	34
	From fire, flood, or other natural disaster	Similar	84%	5	8	45
Please rate the job you feel the Sioux Falls community does at each of the following.	Making all residents feel welcome	Similar	75%	4	8	56
	Attracting people from diverse backgrounds	Similar	71%	3	8	67
	Valuing/respecting residents from diverse backgrounds	Similar	63%	5	8	45
	Taking care of vulnerable residents	Similar	60%	5	8	45
Please rate each of the following characteristics as they relate to Sioux Falls as a whole.	Overall quality of business and service establishments	Higher	88%	4	39	91
	Variety of business and service establishments	Similar	83%	2	8	78
	Vibrancy of downtown/commercial area	Higher	82%	7	34	81
	Employment opportunities	Much higher	82%	1	52	99
	Shopping opportunities	Higher	79%	5	43	89
	Cost of living in Sioux Falls	Higher	65%	1	42	98
	Overall image or reputation of Sioux Falls	Higher	81%	17	57	71
Please rate each of the following characteristics as they relate to Sioux Falls as a whole.	Traffic flow on major streets	Similar	56%	11	53	80
	Ease of public parking	Similar	59%	12	34	66
	Ease of travel by car in Sioux Falls	Higher	79%	7	50	87
	Ease of travel by public transportation in Sioux Falls	Similar	42%	14	42	68
	Ease of travel by bicycle in Sioux Falls	Similar	60%	13	50	75
	Ease of walking in Sioux Falls	Similar	73%	13	49	75
	Well-planned residential growth	Higher	71%	2	8	78
	Well-planned commercial growth	Higher	75%	1	8	89
	Well-designed neighborhoods	Similar	68%	4	9	61
	Preservation of historical or cultural character	Similar	78%	2	8	78
	Public places where people want to spend time	Similar	73%	16	40	61
	Variety of housing options	Higher	64%	7	40	83
	Availability of affordable quality housing	Similar	44%	14	52	74
	Overall quality of new development in Sioux Falls	Higher	76%	4	43	91
	Overall appearance of Sioux Falls	Higher	82%	13	53	76
	Cleanliness of Sioux Falls	Similar	77%	14	47	71
	Water resources	Lower	53%	9	8	1

Please rate each of the following characteristics as they relate to Sioux Falls as a whole.	Air quality	Higher	83%	5	41	89
	Availability of paths and walking trails	Higher	83%	6	46	88
	Fitness opportunities	Higher	86%	7	38	83
	Recreational opportunities	Similar	79%	14	43	69
	Availability of affordable quality food	Similar	80%	4	36	90
	Availability of affordable quality health care	Higher	73%	5	41	89
	Availability of preventive health services	Higher	80%	4	35	89
	Availability of affordable quality mental health care	Higher	63%	2	35	95
	Opportunities to attend cultural/arts/music activities	Similar	77%	11	46	77
	Community support for the arts	Similar	72%	5	8	45
	Availability of affordable quality childcare/preschool	Similar	60%	8	42	82
	K-12 education	Higher	80%	11	42	75
	Adult educational opportunities	Similar	71%	11	39	73
	Sense of civic/community pride	Similar	70%	6	8	34
	Neighborliness of residents in Sioux Falls	Similar	65%	11	40	74
	Opportunities to participate in social events and activities	Similar	73%	12	40	71
	Opportunities to attend special events and festivals	Similar	73%	9	39	78
	Opportunities to volunteer	Similar	83%	9	41	79
	Opportunities to participate in community matters	Similar	69%	15	41	65
	Openness and acceptance of the community toward people of diverse ..	Similar	58%	29	46	39
Please indicate whether or not you have done each of the following in the last 12 months.	Contacted the City of Sioux Falls for help or information	Similar	38%	49	59	19
	Contacted Sioux Falls elected officials to express your opinion	Similar	18%	16	40	61
	Attended a local public meeting	Similar	11%	40	39	1
	Watched a local public meeting	Much higher	53%	1	37	98
	Volunteered your time to some group/activity	Similar	43%	19	41	55
	Campaigned or advocated for a local issue, cause, or candidate	Similar	24%	19	37	51
	Voted in your most recent local election	Similar	80%	6	8	34
	Used public transportation instead of driving	Lower	10%	28	38	29
	Carpooled with other adults or children	Similar	39%	28	40	32
	Walked or biked instead of driving	Similar	49%	25	39	38
Please rate the quality of each of the following	Public information services	Similar	74%	11	42	75

Please rate the quality of each of the following services in Sioux Falls.





























Economic development	Higher	83%	2	43	96
Traffic enforcement	Similar	69%	8	59	87
Traffic signal timing	Similar	53%	10	44	78
Street repair	Similar	42%	22	48	56
Street cleaning	Similar	64%	17	41	60
Street lighting	Higher	72%	6	47	88
Snow removal	Higher	71%	8	31	76
Sidewalk maintenance	Higher	68%	6	39	86
Bus or transit services	Similar	56%	10	37	74
Land use, planning, and zoning	Higher	67%	3	47	94
Code enforcement (weeds, abandoned buildings, etc.)	Similar	58%	16	60	74
Affordable high-speed internet access	Similar	64%	2	7	76
Garbage collection	Similar	87%	18	55	68
Sewer services	Similar	87%	10	48	80
Storm water management	Similar	76%	10	48	80
Power (electric and/or gas) utility	Similar	88%	2	28	94
Utility billing	Similar	80%	7	38	83
Police/Sheriff services	Similar	83%	25	76	68
Crime prevention	Similar	65%	32	59	47
Animal control	Higher	82%	5	52	91
Ambulance or emergency medical services	Similar	85%	34	53	38
Fire services	Similar	94%	22	62	66
Fire prevention and education	Similar	88%	4	46	92
Emergency preparedness	Similar	69%	17	44	63
Preservation of natural areas	Similar	67%	15	39	63
Sioux Falls open space	Similar	64%	14	38	65
Recycling	Similar	69%	47	58	21
Yard waste pick-up	Similar	70%	31	41	27
City parks	Similar	88%	11	49	79
Recreation programs or classes	Similar	80%	11	53	80
Recreation centers or facilities	Similar	81%	8	47	84































Please rate the quality of each of the following services in Sioux Falls.	Health services	Higher	85%	3	39	93
	Public library services	Similar	90%	15	57	74
	Overall customer service by Sioux Falls employees	Similar	83%	16	66	77
Please rate the following categories of Sioux Falls government performance.	The value of services for the taxes paid to Sioux Falls	Higher	63%	11	70	85
	The overall direction that Sioux Falls is taking	Higher	73%	3	49	95
	The job Sioux Falls government does at welcoming resident involve..	Higher	63%	4	51	93
	Overall confidence in Sioux Falls government	Higher	64%	4	42	91
	Generally acting in the best interest of the community	Higher	66%	5	41	89
	Being honest	Similar	64%	4	38	90
	Being open and transparent to the public	Similar	60%	2	8	78
	Informing residents about issues facing the community	Higher	65%	2	10	82
	Treating all residents fairly	Similar	64%	9	40	79
	Treating residents with respect	Similar	69%	4	8	56
Overall, how would you rate the quality of the services provided by each ..	The City of Sioux Falls	Similar	76%	19	68	73
	The Federal Government	Similar	39%	23	39	43
Please rate how important, if at all, you think it is for the Sioux Falls community to focus on each of the following in the coming two years.	Overall economic health of Sioux Falls	Similar	89%	18	34	48
	Overall quality of the transportation system	Similar	75%	25	34	27
	Overall design/layout of residential and commercial areas	Similar	78%	17	34	51
	Overall quality of the utility infrastructure	Similar	85%	8	8	12
	Overall feeling of safety in Sioux Falls	Similar	88%	23	34	33
	Overall quality of natural environment in Sioux Falls	Similar	83%	23	34	33
	Overall quality of parks and recreation opportunities	Similar	77%	8	8	12
	Overall health and wellness opportunities in Sioux Falls	Similar	78%	17	34	51
	Overall opportunities for education, culture, and the arts	Similar	72%	32	34	6
	Residents' connection and engagement with their community	Similar	69%	29	34	15
In general, how many times do you:	Access the internet from your home	Similar	92%	6	8	34
	Access the internet from your cell phone	Similar	89%	7	8	23
	Visit social media sites	Similar	78%	6	8	34
	Use or check email	Similar	94%	7	8	23
	Share your opinions online	Similar	27%	7	8	23
	Shop online	Similar	46%	8	8	12
































Would you say that in general your health is:	Similar	64%	20	39	51
What impact, if any, do you think the economy will have on your family..	Similar	33%	15	39	63
































Complete set of frequencies
































This dashboard contains a complete set of responses to each question on the survey. By default, "Don't know" responses are excluded, but may be added to the table using the response filter to the right. When a table for a question that only permitted a single response does not total to exactly 100%, it is due to the common practice of percentages being rounded to the nearest whole number.
































Please rate each of the following aspects of quality of life in Sioux Falls.	Sioux Falls as a place to live	Excellent		41%
		Good		49%
		Fair		9%
		Poor		1%
	Your neighborhood as a place to live	Excellent		41%
		Good		43%
		Fair		13%
		Poor		3%
	Sioux Falls as a place to raise children	Excellent		39%
		Good		46%
		Fair		13%
		Poor		2%
	Sioux Falls as a place to work	Excellent		44%
		Good		42%
		Fair		9%
		Poor		4%
	Sioux Falls as a place to visit	Excellent		29%
		Good		38%
		Fair		26%
		Poor		7%
	Sioux Falls as a place to retire	Excellent		31%
		Good		38%
		Fair		25%
		Poor		6%
	The overall quality of life in Sioux Falls	Excellent		33%
		Good		54%
		Fair		12%
		Poor		2%




















Please rate each of the following aspects of quality of life in Sioux Falls.	Sense of community	Excellent		22%
		Good		43%
		Fair		28%
		Poor		6%
Please rate each of the following characteristics as they relate to Sioux Falls as a whole.	Overall economic health of Sioux Falls	Excellent		33%
		Good		52%
		Fair		14%
		Poor		1%
	Overall quality of the transportation system	Excellent		20%
		Good		45%
		Fair		22%
		Poor		12%
	Overall design/layout of residential and commercial areas	Excellent		21%
		Good		49%
		Fair		24%
		Poor		7%
	Overall quality of the utility infrastructure	Excellent		27%
		Good		55%
		Fair		15%
		Poor		3%
	Overall feeling of safety in Sioux Falls	Excellent		18%
		Good		49%
		Fair		27%
		Poor		6%
	Overall quality of natural environment in Sioux Falls	Excellent		26%
		Good		51%
		Fair		19%
		Poor		4%
	Overall quality of parks and recreation opportunities	Excellent		45%
		Good		40%
		Fair		13%
































Please rate each of the following characteristics as they relate to Sioux Falls as a whole.	Overall quality of parks and recreation opportunities	Poor		2%
	Overall health and wellness opportunities in Sioux Falls	Excellent		40%
		Good		45%
		Fair		13%
		Poor		2%
	Overall opportunities for education, culture, and the arts	Excellent		29%
		Good		46%
		Fair		20%
		Poor		5%
	Residents' connection and engagement with their community	Excellent		16%
		Good		48%
		Fair		30%
		Poor		5%
Please indicate how likely or unlikely you are to do each of the following.	Recommend living in Sioux Falls to someone who asks	Very likely		56%
		Somewhat likely		34%
		Somewhat unlikely		6%
		Very unlikely		5%
	Remain in Sioux Falls for the next five years	Very likely		67%
		Somewhat likely		23%
		Somewhat unlikely		5%
		Very unlikely		5%
Please rate how safe or unsafe you feel:	In your neighborhood during the day	Very safe		68%
		Somewhat safe		25%
		Neither safe nor unsafe		4%
		Somewhat unsafe		2%
		Very unsafe		1%
	In Sioux Falls' downtown/commercial area during the day	Very safe		54%
		Somewhat safe		36%
		Neither safe nor unsafe		5%
		Somewhat unsafe		4%
		Very unsafe		1%
































Please rate how safe or unsafe you feel:	From property crime	Very safe		23%
		Somewhat safe		49%
		Neither safe nor unsafe		15%
		Somewhat unsafe		10%
		Very unsafe		3%
	From violent crime	Very safe		33%
		Somewhat safe		42%
		Neither safe nor unsafe		13%
		Somewhat unsafe		10%
		Very unsafe		2%
	From fire, flood, or other natural disaster	Very safe		41%
		Somewhat safe		42%
		Neither safe nor unsafe		13%
		Somewhat unsafe		2%
		Very unsafe		1%
Please rate the job you feel the Sioux Falls community does at each of the following.	Making all residents feel welcome	Excellent		22%
		Good		52%
		Fair		21%
		Poor		5%
	Attracting people from diverse backgrounds	Excellent		23%
		Good		48%
		Fair		19%
		Poor		9%
	Valuing/respecting residents from diverse backgrounds	Excellent		22%
		Good		42%
		Fair		27%
		Poor		9%
	Taking care of vulnerable residents	Excellent		17%
		Good		43%
		Fair		26%
		Poor		14%
































Please rate each of the following characteristics as they relate to Sioux Falls as a whole.	Overall quality of business and service establishments	Excellent		36%
		Good		53%
		Fair		10%
		Poor		2%
	Variety of business and service establishments	Excellent		34%
		Good		49%
		Fair		16%
		Poor		2%
	Vibrancy of downtown/commercial area	Excellent		35%
		Good		47%
		Fair		16%
		Poor		2%
	Employment opportunities	Excellent		37%
		Good		45%
		Fair		15%
		Poor		3%
	Shopping opportunities	Excellent		31%
		Good		48%
		Fair		19%
		Poor		2%
	Cost of living in Sioux Falls	Excellent		24%
		Good		41%
		Fair		29%
		Poor		6%
	Overall image or reputation of Sioux Falls	Excellent		31%
		Good		50%
		Fair		17%
		Poor		2%
Please rate each of the following characteristics as they relate to Sioux Falls as a whole.	Traffic flow on major streets	Excellent		8%
		Good		48%
		Fair		33%
































Please rate each of the following characteristics as they relate to Sioux Falls as a whole.	Traffic flow on major streets	Poor		10%
	Ease of public parking	Excellent		12%
		Good		48%
		Fair		33%
		Poor		8%
	Ease of travel by car in Sioux Falls	Excellent		26%
		Good		53%
		Fair		16%
		Poor		5%
	Ease of travel by public transportation in Sioux Falls	Excellent		9%
		Good		32%
		Fair		28%
		Poor		30%
	Ease of travel by bicycle in Sioux Falls	Excellent		17%
		Good		43%
		Fair		29%
		Poor		11%
	Ease of walking in Sioux Falls	Excellent		22%
		Good		51%
		Fair		18%
		Poor		9%
	Well-planned residential growth	Excellent		18%
		Good		53%
		Fair		23%
		Poor		6%
	Well-planned commercial growth	Excellent		21%
		Good		54%
		Fair		20%
		Poor		5%
	Well-designed neighborhoods	Excellent		17%
		Good		51%
































Please rate each of the following characteristics as they relate to Sioux Falls as a whole.	Well-designed neighborhoods	Fair		24%
		Poor		8%
Preservation of historical or cultural character	Excellent			21%
	Good			56%
	Fair			18%
	Poor			5%
Public places where people want to spend time	Excellent			22%
	Good			50%
	Fair			23%
	Poor			4%
Variety of housing options	Excellent			20%
	Good			44%
	Fair			29%
	Poor			7%
Availability of affordable quality housing	Excellent			11%
	Good			34%
	Fair			32%
	Poor			24%
Overall quality of new development in Sioux Falls	Excellent			22%
	Good			54%
	Fair			19%
	Poor			4%
Overall appearance of Sioux Falls	Excellent			27%
	Good			56%
	Fair			17%
	Poor			1%
Cleanliness of Sioux Falls	Excellent			29%
	Good			48%
	Fair			20%
	Poor			3%
Water resources	Excellent			14%

Please rate each of the following characteristics as they relate to Sioux Falls as a whole.	Water resources	Good		39%
		Fair		32%
		Poor		15%
	Air quality	Excellent		40%
		Good		43%
		Fair		15%
		Poor		2%
	Availability of paths and walking trails	Excellent		41%
		Good		42%
		Fair		14%
		Poor		3%
	Fitness opportunities	Excellent		40%
		Good		47%
		Fair		12%
		Poor		2%
	Recreational opportunities	Excellent		29%
		Good		51%
		Fair		18%
		Poor		3%
	Availability of affordable quality food	Excellent		29%
		Good		52%
		Fair		17%
		Poor		3%
	Availability of affordable quality health care	Excellent		36%
		Good		38%
		Fair		18%
		Poor		8%
	Availability of preventive health services	Excellent		37%
		Good		43%
		Fair		14%
		Poor		7%
































Please rate each of the following characteristics as they relate to Sioux Falls as a whole.	Availability of affordable quality mental health care	Excellent		21%
		Good		41%
		Fair		24%
		Poor		13%
	Opportunities to attend cultural/arts/music activities	Excellent		26%
		Good		50%
		Fair		20%
		Poor		3%
	Community support for the arts	Excellent		25%
		Good		47%
		Fair		25%
		Poor		3%
	Availability of affordable quality childcare/preschool	Excellent		18%
		Good		42%
		Fair		22%
		Poor		18%
	K-12 education	Excellent		33%
		Good		47%
		Fair		15%
		Poor		5%
	Adult educational opportunities	Excellent		21%
		Good		50%
		Fair		23%
		Poor		6%
	Sense of civic/community pride	Excellent		18%
		Good		52%
		Fair		22%
		Poor		8%
	Neighborliness of residents in Sioux Falls	Excellent		19%
		Good		46%
		Fair		29%
































Please rate each of the following characteristics as they relate to Sioux Falls as a whole.	Neighborhoodliness of residents in Sioux Falls	Poor		6%
	Opportunities to participate in social events and activities	Excellent		23%
		Good		51%
		Fair		22%
		Poor		5%
	Opportunities to attend special events and festivals	Excellent		24%
		Good		48%
		Fair		22%
		Poor		5%
	Opportunities to volunteer	Excellent		33%
		Good		50%
		Fair		16%
		Poor		1%
	Opportunities to participate in community matters	Excellent		20%
		Good		48%
		Fair		25%
		Poor		6%
	Openness and acceptance of the community toward people of diverse backgrounds	Excellent		15%
		Good		43%
		Fair		30%
		Poor		12%
Please indicate whether or not you have done each of the following in the last 12 months.	Contacted the City of Sioux Falls for help or information	No		62%
		Yes		38%
	Contacted Sioux Falls elected officials to express your opinion	No		82%
		Yes		18%
	Attended a local public meeting	No		89%
		Yes		11%
	Watched a local public meeting	No		47%
		Yes		53%
	Volunteered your time to some group/activity	No		57%
		Yes		43%
































Please indicate whether or not you have done each of the following in the last 12 months.	Campaigned or advocated for a local issue, cause, or candidate	No		77%
		Yes		23%
	Voted in your most recent local election	No		20%
		Yes		80%
	Used public transportation instead of driving	No		90%
		Yes		10%
	Carpooled with other adults or children	No		61%
		Yes		39%
	Walked or biked instead of driving	No		51%
		Yes		49%
Please rate the quality of each of the following services in Sioux Falls.	Public information services	Excellent		20%
		Good		54%
		Fair		21%
		Poor		5%
	Economic development	Excellent		28%
		Good		55%
		Fair		14%
		Poor		4%
	Traffic enforcement	Excellent		16%
		Good		54%
		Fair		22%
		Poor		9%
	Traffic signal timing	Excellent		11%
		Good		42%
		Fair		31%
		Poor		16%
	Street repair	Excellent		7%
		Good		35%
		Fair		38%
		Poor		20%
	Street cleaning	Excellent		17%
































Please rate the quality of each of the following services in Sioux Falls.	Street cleaning	Good		47%
		Fair		27%
		Poor		9%
	Street lighting	Excellent		20%
		Good		52%
		Fair		24%
		Poor		4%
	Snow removal	Excellent		22%
		Good		49%
		Fair		24%
		Poor		5%
	Sidewalk maintenance	Excellent		12%
		Good		56%
		Fair		23%
		Poor		8%
	Bus or transit services	Excellent		13%
		Good		43%
		Fair		29%
		Poor		14%
	Land use, planning, and zoning	Excellent		14%
		Good		53%
		Fair		23%
		Poor		10%
	Code enforcement (weeds, abandoned buildings, etc.)	Excellent		10%
		Good		48%
		Fair		30%
		Poor		12%
	Affordable high-speed internet access	Excellent		18%
		Good		45%
		Fair		25%
		Poor		11%































Please rate the quality of each of the following services in Sioux Falls.

Garbage collection	Excellent		32%
	Good		55%
	Fair		11%
	Poor		2%
Sewer services	Excellent		28%
	Good		59%
	Fair		11%
	Poor		2%
Storm water management	Excellent		22%
	Good		55%
	Fair		19%
	Poor		5%
Power (electric and/or gas) utility	Excellent		30%
	Good		58%
	Fair		10%
	Poor		2%
Utility billing	Excellent		25%
	Good		55%
	Fair		16%
	Poor		5%
Police/Sheriff services	Excellent		33%
	Good		50%
	Fair		14%
	Poor		4%
Crime prevention	Excellent		17%
	Good		48%
	Fair		26%
	Poor		10%
Animal control	Excellent		23%
	Good		59%
	Fair		16%

Please rate the quality of each of the following services in Sioux Falls.	Animal control	Poor		2%
	Ambulance or emergency medical services	Excellent		32%
		Good		54%
		Fair		11%
		Poor		4%
	Fire services	Excellent		43%
		Good		51%
		Fair		5%
		Poor		1%
	Fire prevention and education	Excellent		31%
		Good		57%
		Fair		10%
		Poor		2%
	Emergency preparedness	Excellent		19%
		Good		50%
		Fair		24%
		Poor		7%
	Preservation of natural areas	Excellent		17%
		Good		50%
		Fair		25%
		Poor		7%
	Sioux Falls open space	Excellent		21%
		Good		43%
		Fair		29%
		Poor		7%
	Recycling	Excellent		22%
		Good		47%
		Fair		20%
		Poor		11%
	Yard waste pick-up	Excellent		19%
		Good		51%















Please rate the quality of each of the following services in Sioux Falls.	Yard waste pick-up	Fair		22%
		Poor		8%
City parks		Excellent		41%
		Good		46%
		Fair		11%
		Poor		2%
Recreation programs or classes		Excellent		26%
		Good		55%
		Fair		16%
		Poor		3%
Recreation centers or facilities		Excellent		27%
		Good		54%
		Fair		15%
		Poor		4%
Health services		Excellent		34%
		Good		51%
		Fair		10%
		Poor		5%
Public library services		Excellent		43%
		Good		47%
		Fair		9%
		Poor		1%
Overall customer service by Sioux Falls employees		Excellent		29%
		Good		54%
		Fair		14%
		Poor		4%
Please rate the following categories of Sioux Falls government performance.	The value of services for the taxes paid to Sioux Falls	Excellent		17%
		Good		47%
		Fair		27%
		Poor		9%
	The overall direction that Sioux Falls is taking	Excellent		23%

Please rate the following categories of Sioux Falls government performance.	The overall direction that Sioux Falls is taking	Good		50%
		Fair		22%
		Poor		5%
	The job Sioux Falls government does at welcoming resident involvement	Excellent		18%
		Good		45%
		Fair		29%
		Poor		9%
	Overall confidence in Sioux Falls government	Excellent		23%
		Good		42%
		Fair		26%
		Poor		10%
	Generally acting in the best interest of the community	Excellent		22%
		Good		44%
		Fair		24%
		Poor		10%
	Being honest	Excellent		23%
		Good		41%
		Fair		26%
		Poor		10%
	Being open and transparent to the public	Excellent		22%
		Good		38%
		Fair		29%
		Poor		11%
	Informing residents about issues facing the community	Excellent		21%
		Good		44%
		Fair		25%
		Poor		9%
	Treating all residents fairly	Excellent		22%
		Good		42%
		Fair		23%
		Poor		13%
































Please rate the following categories of Sioux Falls government performance.	Treating residents with respect	Excellent		25%
		Good		45%
		Fair		22%
		Poor		8%
Overall, how would you rate the quality of the services provided by each of the following?	The City of Sioux Falls	Excellent		25%
		Good		51%
		Fair		20%
		Poor		3%
	The Federal Government	Excellent		6%
		Good		33%
		Fair		37%
		Poor		24%
	The State Government	Excellent		11%
		Good		33%
		Fair		33%
		Poor		23%
Please rate how important, if at all, you think it is for the Sioux Falls community to focus on each of the following in the coming two years.	Overall economic health of Sioux Falls	Essential		49%
		Very important		39%
		Somewhat important		11%
		Not at all important		1%
	Overall quality of the transportation system	Essential		28%
		Very important		47%
		Somewhat important		23%
		Not at all important		2%
	Overall design/layout of residential and commercial areas	Essential		30%
		Very important		48%
		Somewhat important		20%
		Not at all important		3%
	Overall quality of the utility infrastructure	Essential		41%
		Very important		44%
		Somewhat important		14%
































Please rate how important, if at all, you think it is for the Sioux Falls community to focus on each of the following in the coming two years.	Overall quality of the utility infrastructure	Not at all important		1%
	Overall feeling of safety in Sioux Falls	Essential		55%
		Very important		33%
		Somewhat important		10%
		Not at all important		2%
	Overall quality of natural environment in Sioux Falls	Essential		31%
		Very important		52%
		Somewhat important		16%
		Not at all important		1%
	Overall quality of parks and recreation opportunities	Essential		26%
		Very important		51%
		Somewhat important		21%
		Not at all important		2%
	Overall health and wellness opportunities in Sioux Falls	Essential		34%
		Very important		45%
		Somewhat important		20%
		Not at all important		2%
	Overall opportunities for education, culture, and the arts	Essential		28%
		Very important		43%
		Somewhat important		24%
		Not at all important		5%
	Residents' connection and engagement with their community	Essential		24%
		Very important		46%
		Somewhat important		26%
		Not at all important		4%
Please rate the importance of the City of Sioux Falls investing existing tax dollars over the next two years in each of the following.	Recycling	Essential		32%
		Very important		40%
		Somewhat important		23%
		Not at all important		5%
	Additional fire stations	Essential		16%
		Very important		39%
































Please rate the importance of the City of Sioux Falls investing existing tax dollars over the next two years in each of the following.

Additional fire stations	Somewhat important		37%
	Not at all important		7%
Affordable/workforce housing	Essential		32%
	Very important		41%
	Somewhat important		20%
	Not at all important		7%
Bike trail system	Essential		12%
	Very important		29%
	Somewhat important		47%
	Not at all important		12%
Code enforcement	Essential		17%
	Very important		36%
	Somewhat important		38%
	Not at all important		9%
Downtown development	Essential		16%
	Very important		37%
	Somewhat important		39%
	Not at all important		9%
Downtown river greenway	Essential		14%
	Very important		34%
	Somewhat important		41%
	Not at all important		11%
Entertainment venues	Essential		12%
	Very important		34%
	Somewhat important		41%
	Not at all important		13%
Job growth	Essential		42%
	Very important		41%
	Somewhat important		14%
	Not at all important		3%
Library services	Essential		16%
































Please rate the importance of the City of Sioux Falls investing existing tax dollars over the next two years in each of the following.

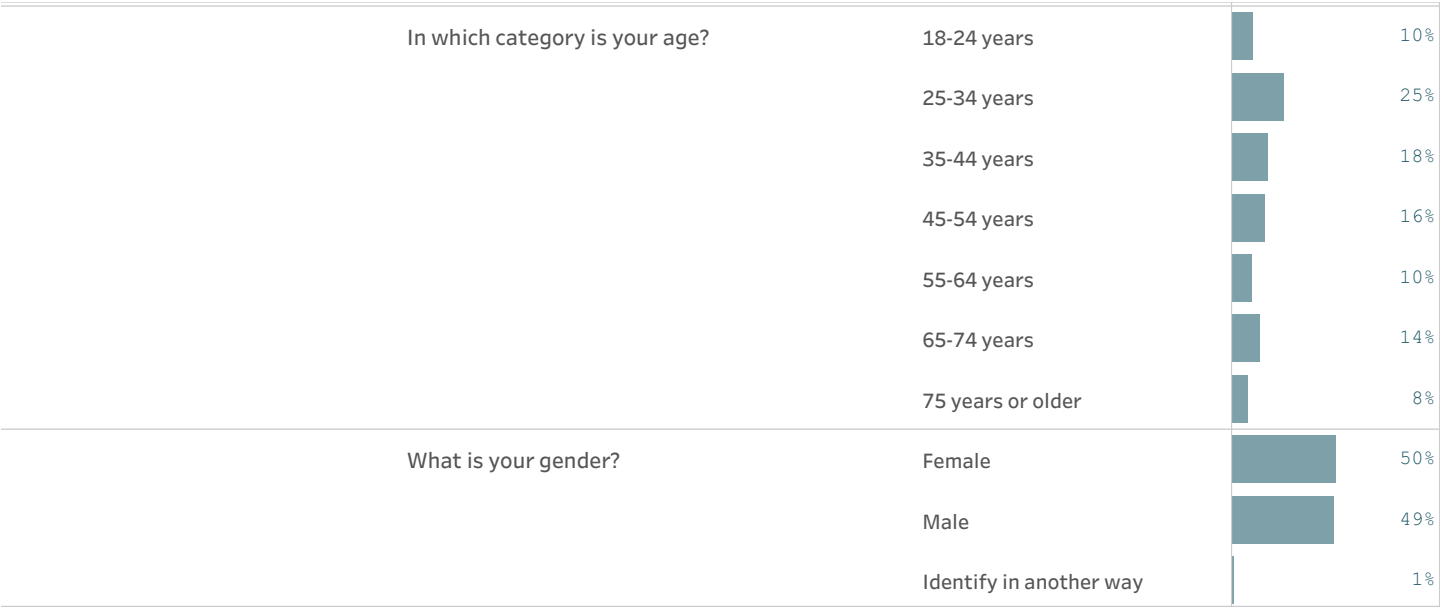
Library services	Very important		39%
	Somewhat important		38%
	Not at all important		7%
Parks	Essential		17%
	Very important		50%
	Somewhat important		29%
	Not at all important		4%
Pools/aquatic centers	Essential		11%
	Very important		31%
	Somewhat important		48%
	Not at all important		9%
Passenger air services	Essential		16%
	Very important		37%
	Somewhat important		35%
	Not at all important		12%
Public health services	Essential		44%
	Very important		41%
	Somewhat important		12%
	Not at all important		3%
Public safety (Police and Fire)	Essential		57%
	Very important		30%
	Somewhat important		11%
	Not at all important		2%
Public transportation/busing	Essential		25%
	Very important		41%
	Somewhat important		29%
	Not at all important		5%
Recreation programs	Essential		9%
	Very important		41%
	Somewhat important		41%
	Not at all important		8%

Please rate the importance of the City of Sioux Falls investing existing tax dollars over the next two years in each of the following.	Traffic flow	Essential		40%
		Very important		42%
		Somewhat important		15%
		Not at all important		3%
Please rate to what extent you would support or oppose increased local public funding for the following services paid for by either program cuts in other areas or increased fees.	Public transportation/busing	Strongly support		31%
		Somewhat support		46%
		Somewhat oppose		16%
		Strongly oppose		8%
	Repair and maintenance of city streets	Strongly support		62%
		Somewhat support		33%
		Somewhat oppose		4%
		Strongly oppose		1%
	Construction of new major streets in the city	Strongly support		44%
		Somewhat support		42%
		Somewhat oppose		11%
		Strongly oppose		3%
	Bicycle trail system expansion	Strongly support		25%
		Somewhat support		47%
		Somewhat oppose		20%
		Strongly oppose		8%
	Paratransit services	Strongly support		34%
		Somewhat support		50%
		Somewhat oppose		13%
		Strongly oppose		3%
To what extent, if at all, do you think each of these health behaviors and issues is a current concern in Sioux Falls?	Alcohol abuse	Major concern		37%
		Moderate concern		45%
		Minor concern		18%
	Drug abuse	Major concern		57%
		Moderate concern		33%
		Minor concern		10%
	Mental health	Major concern		55%

To what extent, if at all, do you think each of these health behaviors and issues is a current concern in Sioux Falls?	Mental health	Moderate concern		35%
		Minor concern		10%
	Suicide	Major concern		46%
		Moderate concern		40%
		Minor concern		14%
	Sexual assault	Major concern		39%
		Moderate concern		48%
		Minor concern		13%
	Domestic abuse	Major concern		47%
		Moderate concern		44%
		Minor concern		9%
	Distracted driving	Major concern		55%
		Moderate concern		33%
		Minor concern		12%
	Please indicate how much you agree or disagree with the following statement: "The City of Sioux Falls should place a higher priority on investing taxpayer resources to promote job growth and workforce development."	Strongly agree		29%
		Somewhat agree		52%
		Somewhat disagree		12%
		Strongly disagree		7%
In general, how many times do you:	Access the internet from your home	Several times a day		76%
		Once a day		8%
		A few times a week		8%
		Every few weeks		1%
		Less often or never		7%
	Access the internet from your cell phone	Several times a day		83%
		Once a day		3%
		A few times a week		4%
		Every few weeks		2%
		Less often or never		9%
	Visit social media sites	Several times a day		56%
		Once a day		15%
		A few times a week		7%

In general, how many times do you:	Visit social media sites	Every few weeks		4%
		Less often or never		18%
	Use or check email	Several times a day		73%
		Once a day		16%
		A few times a week		5%
		Every few weeks		1%
		Less often or never		4%
	Share your opinions online	Several times a day		10%
		Once a day		6%
		A few times a week		12%
		Every few weeks		14%
		Less often or never		59%
	Shop online	Several times a day		9%
		Once a day		7%
		A few times a week		30%
		Every few weeks		35%
		Less often or never		20%
	Would you say that in general your health is:	Excellent		18%
		Very good		46%
		Good		25%
		Fair		8%
		Poor		2%
	What impact, if any, do you think the economy will have on your family income in the next 6 months? Do you think the impact will be:	Very positive		6%
		Somewhat positive		27%
		Neutral		51%
		Somewhat negative		11%
		Very negative		5%
	How many years have you lived in Sioux Falls?	Less than 2 years		12%
		2-5 years		15%
		6-10 years		12%
		11-20 years		18%

How many years have you lived in Sioux Falls?	More than 20 years		43%
Which best describes the building you live in?	One family house detached from any other houses		60%
	Building with two or more homes (duplex, townhome, apa..		37%
	Mobile home		1%
	Other		3%
Do you rent or own your home?	Rent		39%
	Own		61%
About how much is your monthly housing cost for the place you live (including rent, mortgage payment, property tax, property insurance, and homeowners' association (HOA) fees)?	Less than \$500		8%
	\$500 to \$999		32%
	\$1,000 to \$1,499		29%
	\$1,500 to \$1,999		16%
	\$2,000 to \$2,499		8%
	\$2,500 to \$2,999		3%
	\$3,000 to \$3,499		2%
	\$3,500 or more		2%
Do any children 17 or under live in your household?	No		69%
	Yes		31%
Are you or any other members of your household aged 65 or older?	No		76%
	Yes		24%
How much do you anticipate your household's total income before taxes will be for the current year? (Please include in your total income money from all sources for all persons living in your household.)	Less than \$25,000		14%
	\$25,000 to \$49,999		23%
	\$50,000 to \$74,999		21%
	\$75,000 to \$99,999		14%
	\$100,000 to \$149,999		15%
	\$150,000 or more		13%
Are you Spanish, Hispanic, or Latino?	No, not Spanish, Hispanic, or Latino		100%
What is your race? (Mark one or more races to indicate what race you consider yourself to be.)	American Indian or Alaskan Native		1%
	Asian, Asian Indian, or Pacific Islander		3%
	Black or African American		3%
	White		89%
	Other		5%



Full trends

This table contains the trends over time for the City of Sioux Falls. The combined “percent positive” responses for each survey year are presented (e.g., excellent/good or yes). If an item was not included during an administration of the survey, no percentage will be shown in the table. If the difference between the 2019 and 2021 surveys is greater than six percentage points, the change is statistically significant.

It is important to note that in 2020, The NCS survey was updated to include new and refreshed items. Consequently, some of the trends may be impacted due to wording modifications that could have potentially altered the meaning of the item for the respondent.

		2008	2009	2013	2015	2017	2019	2021
Please rate each of the following aspects of quality of life in Sioux Falls.	Sioux Falls as a place to live	89%	92%	93%	93%	91%	91%	90%
	Your neighborhood as a place to live	81%	82%	80%	83%	83%	87%	84%
	Sioux Falls as a place to raise children	84%	87%	91%	85%	89%	88%	86%
	Sioux Falls as a place to work	68%	73%	78%	81%	82%	81%	87%
	Sioux Falls as a place to visit				66%	71%	72%	67%
	Sioux Falls as a place to retire	59%	64%	61%	65%	67%	71%	69%
	The overall quality of life in Sioux Falls	83%	88%	90%	87%	88%	86%	86%
	Sense of community	65%	72%	74%	66%	67%	67%	65%
Please rate each of the following characteristics as they relate to Sioux Falls as a whole.	Overall economic health of Sioux Falls				82%	82%	82%	85%
	Overall quality of the transportation system				73%	77%	77%	66%
	Overall design/layout of Sioux Falls’ residential and commercial				70%	69%	69%	70%
	Overall quality of the utility infrastructure in Sioux Falls							82%
	Overall feeling of safety in Sioux Falls				79%	77%	80%	67%
	Overall quality of natural environment in Sioux Falls		77%	78%	80%	81%	80%	77%
	Overall quality of parks and recreation opportunities							85%
	Overall health and wellness opportunities in Sioux Falls				85%	88%	84%	84%
	Overall opportunities for education, culture, and the arts				83%	82%	83%	76%
	Residents’ connection and engagement with their community							65%
Please indicate how likely or unlikely you are to do each of the following.	Recommend living in Sioux Falls to someone who asks		93%	94%	93%	91%	91%	90%
	Remain in Sioux Falls for the next five years		89%	89%	90%	90%	88%	90%
Please rate how safe or unsafe you feel:	In your neighborhood during the day	95%	95%	97%	93%	95%	97%	93%
	In Sioux Falls’ downtown/commercial area during the day	88%	89%	91%	85%	86%	88%	90%
	From property crime	60%	67%	64%				72%
	From violent crime	74%	80%	77%				75%

Please rate how safe or unsafe you feel:	From fire, flood, or other natural disaster	84%
Please rate the job you feel the Sioux Falls community does at each of the following.	Making all residents feel welcome	75%
	Attracting people from diverse backgrounds	71%
	Valuing/respecting residents from diverse backgrounds	63%
	Taking care of vulnerable residents	60%
Please rate each of the following characteristics as they relate to Sioux Falls as a whole.	Overall quality of business and service establishments in Sioux Falls	82% 82% 79% 81% 81% 88%
	Variety of business and service establishments in Sioux Falls	83%
	Vibrancy of downtown/commercial area	69% 74% 79% 82%
	Employment opportunities	56% 53% 63% 72% 76% 79% 82%
	Shopping opportunities	79% 77% 79% 81% 86% 82% 79%
	Cost of living in Sioux Falls	58% 63% 62% 65%
	Overall image or reputation of Sioux Falls	83% 85% 85% 84% 83% 83% 81%
Please rate each of the following characteristics as they relate to Sioux Falls as a whole.	Traffic flow on major streets	42% 41% 45% 46% 49% 52% 56%
	Ease of public parking	51% 51% 49% 59%
	Ease of travel by car in Sioux Falls	63% 62% 67% 69% 72% 77% 79%
	Ease of travel by public transportation in Sioux Falls	45% 42% 37% 42%
	Ease of travel by bicycle in Sioux Falls	68% 65% 63% 50% 59% 60% 60%
	Ease of walking in Sioux Falls	71% 74% 72% 66% 68% 71% 73%
	Well-planned residential growth	71%
	Well-planned commercial growth	75%
	Well-designed neighborhoods	68%
	Preservation of the historical or cultural character of the community	78%
	Public places where people want to spend time	78% 81% 79% 73%
	Variety of housing options	70% 69% 68% 67% 60% 64%
	Availability of affordable quality housing	52% 53% 54% 49% 45% 41% 44%
	Overall quality of new development in Sioux Falls	80% 79% 81% 79% 78% 76% 76%
	Overall appearance of Sioux Falls	79% 81% 81% 83% 84% 83% 82%
	Cleanliness of Sioux Falls	81% 81% 81% 81% 81% 77%
	Water resources (beaches, lakes, ponds, riverways, etc.)	53%
	Air quality	87% 86% 86% 83%

Please rate each of the following characteristics as they relate to Sioux Falls as a whole.	Availability of paths and walking trails	77%	76%	77%	79%	76%	83%
	Fitness opportunities	80%	84%	85%	86%		
	Recreational opportunities	66%	71%	69%	73%	75%	79%
	Availability of affordable quality food	76%	73%	76%	76%	76%	80%
	Availability of affordable quality health care	63%	64%	65%	74%	77%	73%
	Availability of preventive health services	73%	73%	76%	80%	80%	80%
	Availability of affordable quality mental health care	64%	66%	63%	63%		
	Opportunities to attend cultural/arts/music activities	59%	66%	67%	72%	73%	77%
	Community support for the arts						72%
	Availability of affordable quality childcare/preschool	44%	50%	52%	57%	57%	60%
	K-12 education	81%	84%	82%	80%	83%	80%
	Adult educational opportunities	73%	74%	75%	71%		
	Sense of civic/community pride						70%
	Neighborliness of residents in Sioux Falls	61%	60%	64%	65%		
	Opportunities to participate in social events and activities	71%	73%	71%	78%	79%	73%
	Opportunities to attend special events and festivals	69%	66%	71%	73%		
	Opportunities to volunteer	85%	86%	84%	83%	87%	83%
	Opportunities to participate in community matters	64%	70%	68%	72%	73%	69%
	Openness and acceptance of the community toward people	54%	58%	61%	56%	55%	58%
Please indicate whether or not you have done each of the following in the last 12 months.	Contacted the City of Sioux Falls (in-person, phone, email, or web)	53%	53%	42%	37%	38%	38%
	Contacted Sioux Falls elected officials	13%	15%	12%	18%		
	Attended a local public meeting	20%	18%	19%	15%	13%	11%
	Watched (online or on television) a local public meeting	59%	57%	49%	36%	36%	53%
	Volunteered your time to some group/activity in Sioux Falls	57%	61%	62%	54%	55%	43%
	Campaigned or advocated for a local issue, cause, or candidate	25%	22%	21%	24%		
	Voted in your most recent local election						80%
	Used bus, rail, subway, or other public transportation	11%	9%	8%	10%		
	Carpooled with other adults or children instead of driving alone	43%	45%	44%	39%		
	Walked or biked instead of driving	46%	48%	44%	49%		
Please rate the quality of each of the following services in Sioux Falls	Public information services	70%	72%	77%	77%	76%	82%

Please rate the quality of each of the following services in Sioux Falls.

Economic development	68%	64%	75%	78%	77%	79%	83%
Traffic enforcement	63%	64%	60%	64%	65%	68%	69%
Traffic signal timing	46%	47%	52%	46%	47%	51%	53%
Street repair	25%	32%	45%	37%	28%	35%	42%
Street cleaning	54%	55%	60%	56%	49%	51%	64%
Street lighting	62%	65%	64%	64%	68%	68%	72%
Snow removal	59%	68%	71%	69%	63%	69%	71%
Sidewalk maintenance	56%	59%	63%	58%	54%	60%	68%
Bus or transit services	57%	61%	56%	59%	56%	52%	56%
Land use, planning, and zoning	54%	55%	64%	62%	56%	67%	67%
Code enforcement (weeds, abandoned buildings, etc.)	51%	45%	57%	56%	51%	56%	58%
Affordable high-speed internet access							64%
Garbage collection	81%	84%	85%	85%	85%	87%	87%
Sewer services	75%	80%	84%	83%	84%	87%	87%
Storm water management (storm drainage, dams, levees, etc.)	49%	62%	64%	64%	63%	66%	76%
Power (electric and/or gas) utility		83%	83%	81%	84%	85%	88%
Utility billing				73%	75%	78%	80%
Police/Sheriff services	78%	83%	83%	83%	89%	84%	83%
Crime prevention	69%	74%	71%	71%	71%	71%	65%
Animal control	68%	71%	71%	73%	77%	79%	82%
Ambulance or emergency medical services	87%	91%	91%	92%	84%	83%	85%
Fire services	93%	95%	96%	96%	97%	94%	94%
Fire prevention and education	81%	83%	84%	83%	85%	80%	88%
Emergency preparedness		70%	74%	72%	71%	73%	69%
Preservation of natural areas		66%	64%	64%	61%	68%	67%
Sioux Falls open space				61%	62%	67%	64%
Recycling	64%	78%	83%	82%	83%	81%	69%
Yard waste pick-up		71%	73%	77%	72%	74%	70%
City parks	88%	92%	93%	88%	89%	88%	88%
Recreation programs or classes	81%	76%	88%	78%	80%	86%	80%

Please rate the quality of each of the following services in Sioux Falls.	Recreation centers or facilities	76% 86% 76% 81% 84% 81%
	Health services	78% 82% 83% 85% 84% 86% 85%
	Public library services	84% 87% 90% 91% 87% 91% 90%
	Overall customer service by Sioux Falls employees (police, receptio..	75% 80% 77% 74% 79% 76% 83%
Please rate the following categories of Sioux Falls government performance.	The value of services for the taxes paid to Sioux Falls	62% 59% 67% 63% 62% 62% 63%
	The overall direction that Sioux Falls is taking	69% 67% 72% 76% 73% 77% 73%
	The job Sioux Falls government does at welcoming resident involve..	58% 55% 60% 61% 60% 62% 63%
	Overall confidence in Sioux Falls government	62% 59% 65% 64%
	Generally acting in the best interest of the community	64% 62% 67% 66%
	Being honest	58% 56% 63% 64%
	Being open and transparent to the public	60%
	Informing residents about issues facing the community	65%
	Treating all residents fairly	55% 58% 58% 64%
	Treating residents with respect	69%
Overall, how would you rate the quality of the services provided by each of the following?	The City of Sioux Falls	77% 78% 80% 81% 78% 82% 76%
	The Federal Government	44% 49% 48% 45% 50% 47% 39%
Please rate how important, if at all, you think it is for the Sioux Falls community to focus on each of the following in the coming two years.	Overall economic health of Sioux Falls	92% 90% 93% 89%
	Overall quality of the transportation system	83% 81% 85% 75%
	Overall design or layout of Sioux Falls' residential and commercial	76% 73% 78% 78%
	Overall quality of the utility infrastructure in Sioux Falls	85%
	Overall feeling of safety in Sioux Falls	93% 94% 90% 88%
	Overall quality of natural environment in Sioux Falls	81% 79% 82% 83%
	Overall quality of parks and recreation opportunities	77%
	Overall health and wellness opportunities in Sioux Falls	78% 78% 80% 78%
	Overall opportunities for education, culture, and the arts	84% 83% 84% 72%
	Residents' connection and engagement with their community	77% 76% 77% 69%
In general, how many times do you:	Access the internet from your home	92%
	Access the internet from your cell phone	89%
	Visit social media sites such as Facebook, Twitter, WhatsApp, etc.	78%
	Use or check email	94%

In general, how many times do you:	Share your opinions online	27%
	Shop online	46%
	Would you say that in general your health is:	61% 63% 62% 64%
	What impact, if any, do you think the economy will have on your fa..	18% 20% 26% 38% 38% 38% 33%

The City of Sioux Falls 2021 Community Survey

Please complete this survey if you are the adult (age 18 or older) in the household who most recently had a birthday (the year of birth does not matter). Your responses are anonymous and will be reported in group form only.

1. Please rate each of the following aspects of quality of life in Sioux Falls.

	<u>Excellent</u>	<u>Good</u>	<u>Fair</u>	<u>Poor</u>	<u>Don't know</u>
Sioux Falls as a place to live.....	1	2	3	4	5
Your neighborhood as a place to live	1	2	3	4	5
Sioux Falls as a place to raise children	1	2	3	4	5
Sioux Falls as a place to work	1	2	3	4	5
Sioux Falls as a place to visit	1	2	3	4	5
Sioux Falls as a place to retire	1	2	3	4	5
The overall quality of life in Sioux Falls	1	2	3	4	5
Sense of community.....	1	2	3	4	5

2. Please rate each of the following characteristics as they relate to Sioux Falls as a whole.

	<u>Excellent</u>	<u>Good</u>	<u>Fair</u>	<u>Poor</u>	<u>Don't know</u>
Overall economic health of Sioux Falls	1	2	3	4	5
Overall quality of the transportation system (auto, bicycle, foot, bus) in Sioux Falls	1	2	3	4	5
Overall design or layout of Sioux Falls' residential and commercial areas (e.g., homes, buildings, streets, parks, etc.)	1	2	3	4	5
Overall quality of the utility infrastructure in Sioux Falls (water, sewer, storm water, electric/gas)	1	2	3	4	5
Overall feeling of safety in Sioux Falls	1	2	3	4	5
Overall quality of natural environment in Sioux Falls	1	2	3	4	5
Overall quality of parks and recreation opportunities.....	1	2	3	4	5
Overall health and wellness opportunities in Sioux Falls.....	1	2	3	4	5
Overall opportunities for education, culture and the arts.....	1	2	3	4	5
Residents' connection and engagement with their community	1	2	3	4	5

3. Please indicate how likely or unlikely you are to do each of the following.

	<u>Very likely</u>	<u>Somewhat likely</u>	<u>Somewhat unlikely</u>	<u>Very unlikely</u>	<u>Don't know</u>
Recommend living in Sioux Falls to someone who asks	1	2	3	4	5
Remain in Sioux Falls for the next five years.....	1	2	3	4	5

4. Please rate how safe or unsafe you feel:

	<u>Very safe</u>	<u>Somewhat safe</u>	<u>Neither safe nor unsafe</u>	<u>Somewhat unsafe</u>	<u>Very unsafe</u>	<u>Don't know</u>
In your neighborhood during the day.....	1	2	3	4	5	6
In Sioux Falls' downtown/commercial area during the day	1	2	3	4	5	6
From property crime.....	1	2	3	4	5	6
From violent crime.....	1	2	3	4	5	6
From fire, flood or other natural disaster	1	2	3	4	5	6

5. Please rate the job you feel the Sioux Falls community does at each of the following.

	<u>Excellent</u>	<u>Good</u>	<u>Fair</u>	<u>Poor</u>	<u>Don't know</u>
Making all residents feel welcome	1	2	3	4	5
Attracting people from diverse backgrounds.....	1	2	3	4	5
Valuing/respecting residents from diverse backgrounds.....	1	2	3	4	5
Taking care of vulnerable residents (elderly, disabled, homeless, etc.).....	1	2	3	4	5

6. Please rate each of the following characteristics as they relate to Sioux Falls as a whole.

	<u>Excellent</u>	<u>Good</u>	<u>Fair</u>	<u>Poor</u>	<u>Don't know</u>
Overall quality of business and service establishments in Sioux Falls.....	1	2	3	4	5
Variety of business and service establishments in Sioux Falls.....	1	2	3	4	5
Vibrancy of downtown/commercial area	1	2	3	4	5
Employment opportunities	1	2	3	4	5
Shopping opportunities	1	2	3	4	5
Cost of living in Sioux Falls	1	2	3	4	5
Overall image or reputation of Sioux Falls.....	1	2	3	4	5

7. Please rate each of the following characteristics as they relate to Sioux Falls as a whole.

	<u>Excellent</u>	<u>Good</u>	<u>Fair</u>	<u>Poor</u>	<u>Don't know</u>
Traffic flow on major streets.....	1	2	3	4	5
Ease of public parking.....	1	2	3	4	5
Ease of travel by car in Sioux Falls	1	2	3	4	5
Ease of travel by public transportation in Sioux Falls.....	1	2	3	4	5
Ease of travel by bicycle in Sioux Falls	1	2	3	4	5
Ease of walking in Sioux Falls.....	1	2	3	4	5
Well-planned residential growth	1	2	3	4	5
Well-planned commercial growth.....	1	2	3	4	5
Well-designed neighborhoods	1	2	3	4	5
Preservation of the historical or cultural character of the community	1	2	3	4	5
Public places where people want to spend time	1	2	3	4	5
Variety of housing options.....	1	2	3	4	5
Availability of affordable quality housing.....	1	2	3	4	5
Overall quality of new development in Sioux Falls	1	2	3	4	5
Overall appearance of Sioux Falls.....	1	2	3	4	5
Cleanliness of Sioux Falls.....	1	2	3	4	5
Water resources (beaches, lakes, ponds, riverways, etc.)	1	2	3	4	5
Air quality.....	1	2	3	4	5
Availability of paths and walking trails.....	1	2	3	4	5
Fitness opportunities (including exercise classes and paths or trails, etc.) ...	1	2	3	4	5
Recreational opportunities.....	1	2	3	4	5
Availability of affordable quality food	1	2	3	4	5
Availability of affordable quality health care.....	1	2	3	4	5
Availability of preventive health services	1	2	3	4	5
Availability of affordable quality mental health care	1	2	3	4	5
Opportunities to attend cultural/arts/music activities	1	2	3	4	5
Community support for the arts.....	1	2	3	4	5
Availability of affordable quality childcare/preschool.....	1	2	3	4	5
K-12 education.....	1	2	3	4	5
Adult educational opportunities	1	2	3	4	5
Sense of civic/community pride.....	1	2	3	4	5
Neighborliness of residents in Sioux Falls	1	2	3	4	5
Opportunities to participate in social events and activities	1	2	3	4	5
Opportunities to attend special events and festivals	1	2	3	4	5
Opportunities to volunteer	1	2	3	4	5
Opportunities to participate in community matters	1	2	3	4	5
Openness and acceptance of the community toward people of diverse backgrounds.....	1	2	3	4	5

8. Please indicate whether or not you have done each of the following in the last 12 months.

	<u>No</u>	<u>Yes</u>
Contacted the City of Sioux Falls (in-person, phone, email or web) for help or information	1	2
Contacted Sioux Falls elected officials (in-person, phone, email or web) to express your opinion.....	1	2
Attended a local public meeting (of local elected officials like City Council or County Commissioners, advisory boards, town halls, HOA, neighborhood watch, etc.)	1	2
Watched (online or on television) a local public meeting.....	1	2
Volunteered your time to some group/activity in Sioux Falls	1	2
Campaigned or advocated for a local issue, cause or candidate.....	1	2
Voted in your most recent local election	1	2
Used bus, rail, subway or other public transportation instead of driving.....	1	2
Carpooled with other adults or children instead of driving alone	1	2
Walked or biked instead of driving.....	1	2

The City of Sioux Falls 2021 Community Survey

9. Please rate the quality of each of the following services in Sioux Falls.

	<u>Excellent</u>	<u>Good</u>	<u>Fair</u>	<u>Poor</u>	<u>Don't know</u>
Public information services.....	1	2	3	4	5
Economic development.....	1	2	3	4	5
Traffic enforcement	1	2	3	4	5
Traffic signal timing.....	1	2	3	4	5
Street repair.....	1	2	3	4	5
Street cleaning.....	1	2	3	4	5
Street lighting.....	1	2	3	4	5
Snow removal.....	1	2	3	4	5
Sidewalk maintenance.....	1	2	3	4	5
Bus or transit services	1	2	3	4	5
Land use, planning, and zoning.....	1	2	3	4	5
Code enforcement (weeds, abandoned buildings, etc.)	1	2	3	4	5
Affordable high-speed internet access	1	2	3	4	5
Garbage collection	1	2	3	4	5
Sewer services.....	1	2	3	4	5
Storm water management (storm drainage, dams, levees, etc.)	1	2	3	4	5
Power (electric and/or gas) utility.....	1	2	3	4	5
Utility billing	1	2	3	4	5
Police/Sheriff services.....	1	2	3	4	5
Crime prevention.....	1	2	3	4	5
Animal control.....	1	2	3	4	5
Ambulance or emergency medical services	1	2	3	4	5
Fire services.....	1	2	3	4	5
Fire prevention and education.....	1	2	3	4	5
Emergency preparedness (services that prepare the community for natural disasters or other emergency situations)	1	2	3	4	5
Preservation of natural areas (open space, farmlands and greenbelts)	1	2	3	4	5
Sioux Falls open space	1	2	3	4	5
Recycling.....	1	2	3	4	5
Yard waste pick-up.....	1	2	3	4	5
City parks.....	1	2	3	4	5
Recreation programs or classes	1	2	3	4	5
Recreation centers or facilities	1	2	3	4	5
Health services.....	1	2	3	4	5
Public library services	1	2	3	4	5
Overall customer service by Sioux Falls employees (police, receptionists, planners, etc.)	1	2	3	4	5

10. Please rate the following categories of Sioux Falls government performance.

	<u>Excellent</u>	<u>Good</u>	<u>Fair</u>	<u>Poor</u>	<u>Don't know</u>
The value of services for the taxes paid to Sioux Falls.....	1	2	3	4	5
The overall direction that Sioux Falls is taking.....	1	2	3	4	5
The job Sioux Falls government does at welcoming resident involvement.....	1	2	3	4	5
Overall confidence in Sioux Falls government.....	1	2	3	4	5
Generally acting in the best interest of the community	1	2	3	4	5
Being honest.....	1	2	3	4	5
Being open and transparent to the public.....	1	2	3	4	5
Informing residents about issues facing the community	1	2	3	4	5
Treating all residents fairly	1	2	3	4	5
Treating residents with respect	1	2	3	4	5

11. Overall, how would you rate the quality of the services provided by each of the following?

	<u>Excellent</u>	<u>Good</u>	<u>Fair</u>	<u>Poor</u>	<u>Don't know</u>
The City of Sioux Falls	1	2	3	4	5
The Federal Government.....	1	2	3	4	5
The State Government	1	2	3	4	5

12. Please rate how important, if at all, you think it is for the Sioux Falls community to focus on each of the following in the coming two years.

	<u>Essential</u>	<u>Very important</u>	<u>Somewhat important</u>	<u>Not at all important</u>
Overall economic health of Sioux Falls.....	1	2	3	4
Overall quality of the transportation system (auto, bicycle, foot, bus)	1	2	3	4
Overall design or layout of Sioux Falls' residential and commercial areas (e.g., homes, buildings, streets, parks, etc.)	1	2	3	4
Overall quality of the utility infrastructure in Sioux Falls (water, sewer, storm water, electric/gas).....	1	2	3	4
Overall feeling of safety in Sioux Falls	1	2	3	4
Overall quality of natural environment in Sioux Falls.....	1	2	3	4
Overall quality of parks and recreation opportunities.....	1	2	3	4
Overall health and wellness opportunities in Sioux Falls.....	1	2	3	4
Overall opportunities for education, culture and the arts	1	2	3	4
Residents' connection and engagement with their community.....	1	2	3	4

13. Please rate the importance of the City of Sioux Falls investing existing tax dollars over the next two years in each of the following.

	<u>Essential</u>	<u>Very important</u>	<u>Somewhat important</u>	<u>Not at all important</u>
Additional fire stations	1	2	3	4
Affordable/workforce housing	1	2	3	4
Bike trail system	1	2	3	4
Code enforcement.....	1	2	3	4
Downtown development	1	2	3	4
Downtown river greenway.....	1	2	3	4
Entertainment venues.....	1	2	3	4
Job growth.....	1	2	3	4
Library services	1	2	3	4
Parks	1	2	3	4
Pools/aquatic centers	1	2	3	4
Passenger air services.....	1	2	3	4
Public health services.....	1	2	3	4
Public safety (Police and Fire).....	1	2	3	4
Public transportation/busing.....	1	2	3	4
Recreation programs.....	1	2	3	4
Recycling.....	1	2	3	4
Traffic flow	1	2	3	4

14. Please rate to what extent you would support or oppose increased local public funding for the following services paid for by either program cuts in other areas or increased fees.

	<u>Strongly support</u>	<u>Somewhat support</u>	<u>Somewhat oppose</u>	<u>Strongly oppose</u>	<u>Don't know</u>
Repair and maintenance of city streets.....	1	2	3	4	5
Construction of new major streets in the city	1	2	3	4	5
Bicycle trail system expansion.....	1	2	3	4	5
Public transportation/busing.....	1	2	3	4	5
Paratransit services	1	2	3	4	5

15. To what extent, if at all, do you think each of these health behaviors and issues is a current concern in Sioux Falls?

	<u>Major concern</u>	<u>Moderate concern</u>	<u>Minor concern</u>	<u>Don't know</u>
Alcohol abuse.....	1	2	3	4
Drug abuse	1	2	3	4
Mental health	1	2	3	4
Suicide.....	1	2	3	4
Sexual assault.....	1	2	3	4
Domestic abuse	1	2	3	4
Distracted driving	1	2	3	4

16. Please indicate how much you agree or disagree with the following statement: "The City of Sioux Falls should place a higher priority on investing taxpayer resources to promote job growth and workforce development."

☐ Strongly agree ☐ Somewhat agree ☐ Somewhat disagree ☐ Strongly disagree ☐ Don't know

17. What can the City government do to improve Sioux Falls? Please describe using the space below.

The City of Sioux Falls 2021 Community Survey

Our last questions are about you and your household.

Again, all of your responses to this survey are completely anonymous and will be reported in group form only.

D1. In general, how many times do you:

	Several times a day	Once a day	A few times a week	Every few weeks	Less often or never	Don't know
Access the internet from your home using a computer, laptop or tablet computer	1	2	3	4	5	6
Access the internet from your cell phone.....	1	2	3	4	5	6
Visit social media sites such as Facebook, Twitter, WhatsApp, etc.	1	2	3	4	5	6
Use or check email.....	1	2	3	4	5	6
Share your opinions online.....	1	2	3	4	5	6
Shop online.....	1	2	3	4	5	6

D2. Would you say that in general your health is:

- ☐ Excellent
 ☐ Very good
 ☐ Good
 ☐ Fair
 ☐ Poor

D3. What impact, if any, do you think the economy will have on your family income in the next 6 months?

Do you think the impact will be:

- ☐ Very positive
 ☐ Somewhat positive
 ☐ Neutral
 ☐ Somewhat negative
 ☐ Very negative

D4. How many years have you lived in Sioux Falls?

- ☐ Less than 2 years
☐ 2-5 years
☐ 6-10 years
☐ 11-20 years
☐ More than 20 years

D5. Which best describes the building you live in?

- ☐ One family house detached from any other houses
☐ Building with two or more homes
 (duplex, townhome, apartment or condominium)
☐ Mobile home
☐ Other

D6. Do you rent or own your home?

- ☐ Rent
☐ Own

D7. About how much is your monthly housing cost for the place you live (including rent, mortgage payment, property tax, property insurance and homeowners' association (HOA) fees)?

- ☐ Less than \$500
 ☐ \$2,000 to \$2,499
☐ \$500 to \$999
 ☐ \$2,500 to \$2,999
☐ \$1,000 to \$1,499
 ☐ \$3,000 to \$3,499
☐ \$1,500 to \$1,999
 ☐ \$3,500 or more

D8. Do any children 17 or under live in your household?

- ☐ No
 ☐ Yes

D9. Are you or any other members of your household aged 65 or older?

- ☐ No
 ☐ Yes

D10. How much do you anticipate your household's total income before taxes will be for the current year? (Please include in your total income money from all sources for all persons living in your household.)

- ☐ Less than \$25,000
 ☐ \$75,000 to \$99,999
☐ \$25,000 to \$49,999
 ☐ \$100,000 to \$149,999
☐ \$50,000 to \$74,999
 ☐ \$150,000 or more

D11. Are you Spanish, Hispanic or Latino?

- ☐ No, not Spanish, Hispanic or Latino
☐ Yes, I consider myself to be Spanish, Hispanic or Latino

D12. What is your race? (Mark one or more races to indicate what race you consider yourself to be.)

- ☐ American Indian or Alaskan Native
☐ Asian, Asian Indian or Pacific Islander
☐ Black or African American
☐ White
☐ Other

D13. In which category is your age?

- ☐ 18-24 years
 ☐ 55-64 years
☐ 25-34 years
 ☐ 65-74 years
☐ 35-44 years
 ☐ 75 years or older
☐ 45-54 years

D14. What is your gender?

- ☐ Female
☐ Male
☐ Identify in another way

Thank you!

Please return the completed survey in the postage-paid envelope to:
National Research Center, Inc., PO Box 549, Belle Mead, NJ 08502