

Public Transit Advisory Board

2020 Annual Report

Work Activities:

Response to the COVID-19 Pandemic.

The March 23, 2020 Public Transit Advisory Board meeting was canceled as the Board, the City, and the nation responded to the COVID-19 pandemic. Special meetings that followed in April and May 2020 were held via teleconference to help reduce the spread of COVID-19. The June 22, 2020 meeting was held as a video conference held on the WebEx platform. PTAB meetings continued to be held virtually on the WebEx platform throughout 2020.

In both April and May 2020 at special meetings, the Public Transit Advisory Board recommended Sioux Area Metro service to be temporarily reduced. Routes 1, 2, 5, 9, 11 and 19 were suspended from April 18, 2020 to May 23, 2020 by the City Council's resolution 48-20 and 58-20. All other routes were reduced to hourly service.

At the May 18, 2020 regular meeting, the Public Transit Advisory Board recommended all routes be brought into hourly service. By the June 22, 2020 PTAB meeting services had been restored to pre-COVID levels.

Sam on Demand: Transit Saturday Pilot Project.

Although the project was delayed due to the COVID-19 pandemic, the Public Transit Advisory Board continued to offer a forum for the public to be informed on a mass transit pilot project. The project became known as SAM On Demand and was launched on December 19, 2020.

Election of Officers:

At their July 27, 2020 meeting, the Public Transit Advisory Board unanimously nominated and elected both Brett Glirbas as Chairman, and Jeri Reed as Vice Chair. Both are serving in their second term as the before mentioned officer positions, as allowed by the PTAB bylaws.

Public Hearings:

A public hearing was held to review and provide for public comment on the Federal Transit Administration 5307 program funding for operating assistance. The eligible expenses of \$5,454,106 with fifty percent, or \$2.7 million from the FTA and \$2.7 million from the City of Sioux Falls Transit Fund was discussed. Although not required, the program of projects hearing included public comment opportunity on the CARES Act funding program of 7.7 million dollars,

with projects including operating assistance and purchase of fixed route buses. The opportunity for the public to comment remained open until August 31, 2020.

Additionally, at every Public Transit Advisory Board meeting, the agenda provides for “public input on non-agenda items”. Anyone participating in the meeting can address the Board on public transportation or Sioux Area Metro topics.

Transit Core Team Final Report:

The Public Transit Advisory Board was presented information regarding the the final report of the Transit Core Team. This innovation team used a correlation process using the riders experience, employers and other citizens to define the problem and get results that lead to desired outcomes. Increased value for the community and future innovations are possible as results of the Transit Core Team.

Fare Free on Election Day:

The Public Transit Advisory Board recommended to the City Administration that November 3, 2020, election day be fare free. The administration agreed, and Election day 2020 was a no fare day on the Sioux Area Metro system.

Sioux Area Metro Transportation Safety Plan (PTASP):

The Federal Transit Administration requires certain operators of public transportation systems that receive federal funds under the Urbanized Area Formula Grant programs to develop safety plans (PTASP). The plan must include safety performance targets. The SAM-PTASP was reviewed by the Public Transit Advisory Board at their October 2020 meeting. As the equivalent of the Sioux Area Metro’s Board of Directors, the Public Transit Advisory Board approved the SAM-PTASP on November 23, 2020. The certified copy, signed by the PTAB chair, and the Accountable Executive, Robert Speeks was filed with the City of Sioux Falls, Planning and Development Services Department on December 9, 2020.

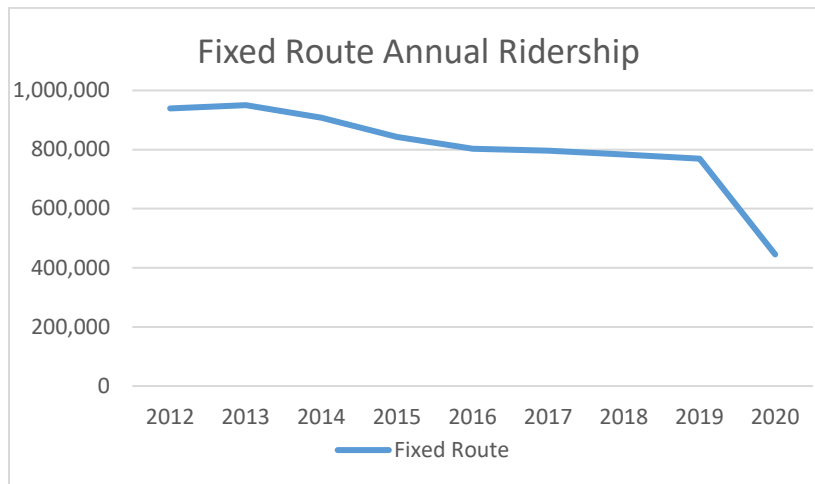
Pass-it on Program:

Mark Hodgen with the Minnehaha County Human Services Department came before the Board to update them on the Pass it on Program. Mark introduced to the Board at their October 2020 meeting, Manny Gutierrez, the incoming administrator of the program. During 2020 the distribution of passes was down due to the COVID-19 response, and various agencies being closed. The annual passes allotted to the program remained at 40,000 in the year 2020.

Sioux Area Metro Ridership Trends

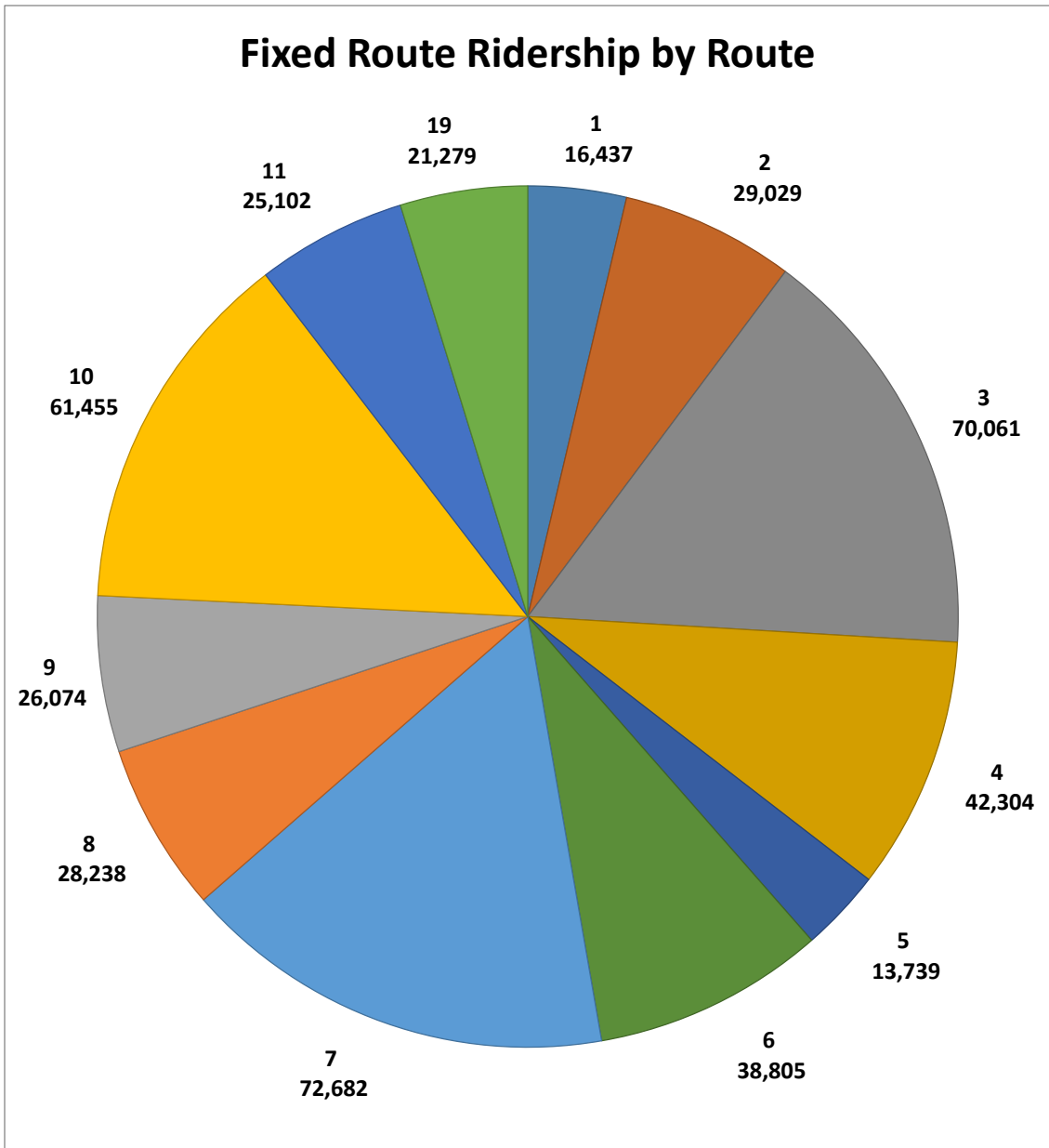
Total Annual Ridership by Year

	Fixed Route	Paratransit
2010	937,258	133,736
2011	996,316	141,323
2012	939,040	146,290
2013	950,205	137,084
2014	907,976	128,771
2015	842,352	118,778
2016	802,572	113,192
2017	796,663	101,046
2018	782,719	91,407
2019	769,437	82,636
2020	445,205	38,288



Total Revenue per Passenger Trip				Passengers per Revenue Hour			
	Fixed-Route		Paratransit	Fixed-Route		Paratransit	
2014	\$	0.60	\$	1.95	2014	15.1	2.5
2015	\$	0.60	\$	2.00	2015	13.5	2.5
2016	\$	0.62	\$	2.28	2016	12.5	2.4
2017	\$	0.54	\$	2.42	2017	12.9	2.3
2018	\$	0.55	\$	2.16	2018	12.6	2.1
2019	\$	0.53	\$	2.37	2019	12.3	2.1
2020	\$	0.62	\$	2.04	2020	8.2	1.4

Fixed Route Ridership by Route

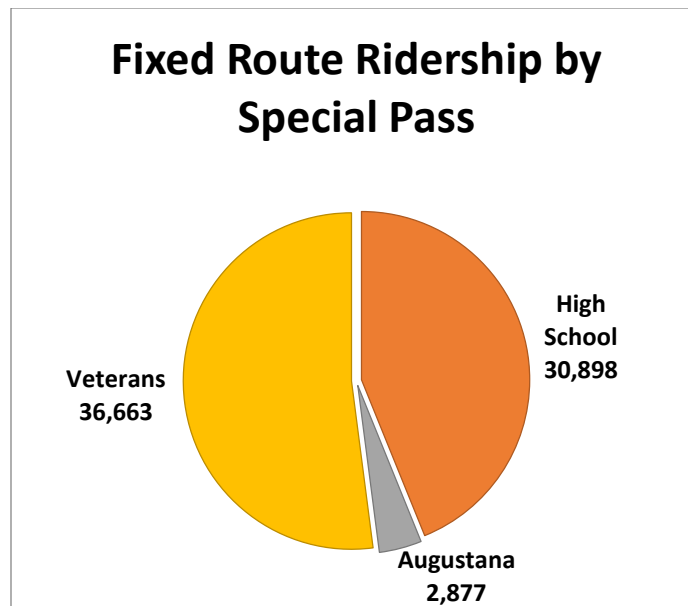


Sioux Area Metro – Ridership by Routes – Trends

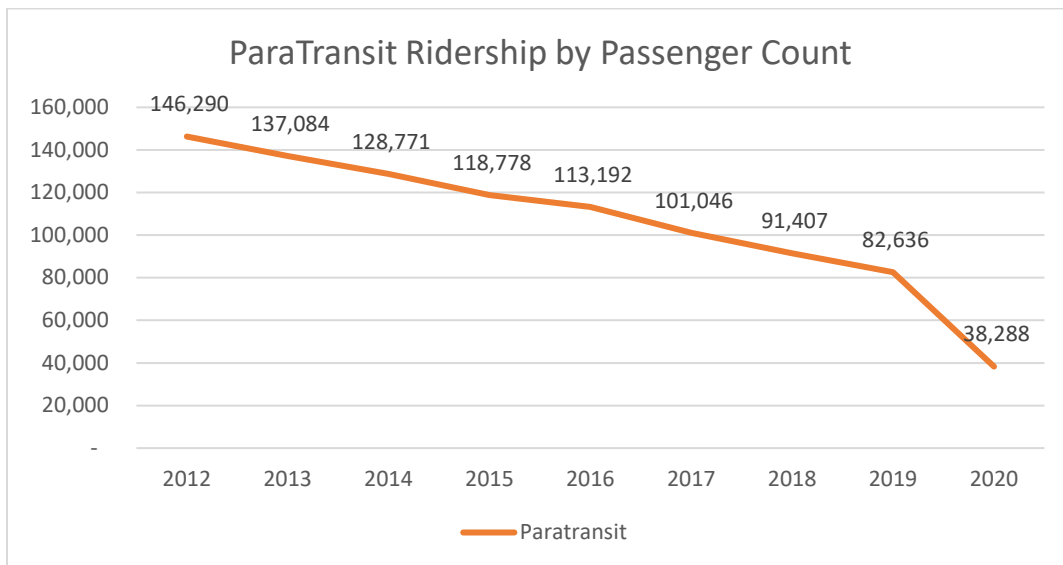
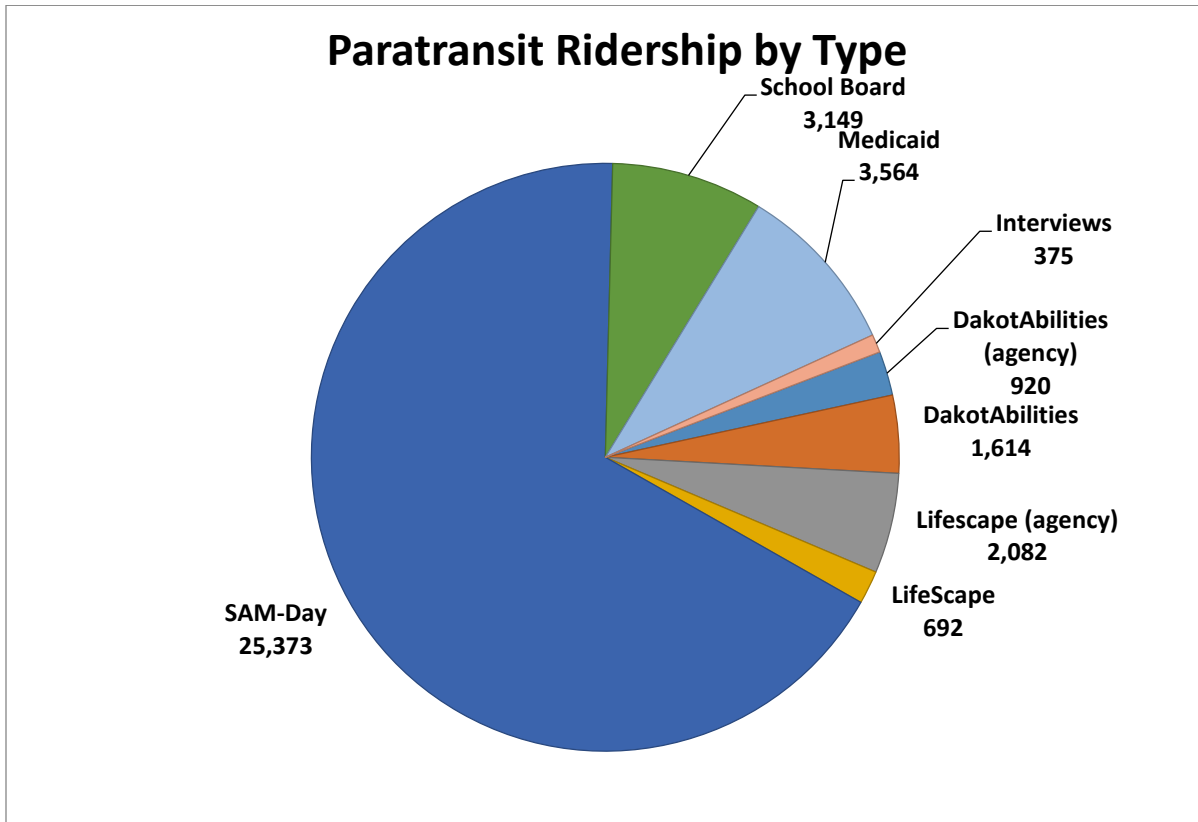
2018 compared to 2020

Regular Fixed Routes:	1	2	3	4	5	6
2020	16,437	29,029	70,061	42,304	13,739	38,805
2019	27,409	53,843	116,621	66,294	29,600	70,737
2018	28,913	55,817	117,892	76,059	30,171	67,372
#Change	-12,476	-26,788	-47,831	-33,755	-16,432	-28,567
%Change	-43.15%	-47.99%	-40.57%	-44.38%	-54.46%	-42.40%

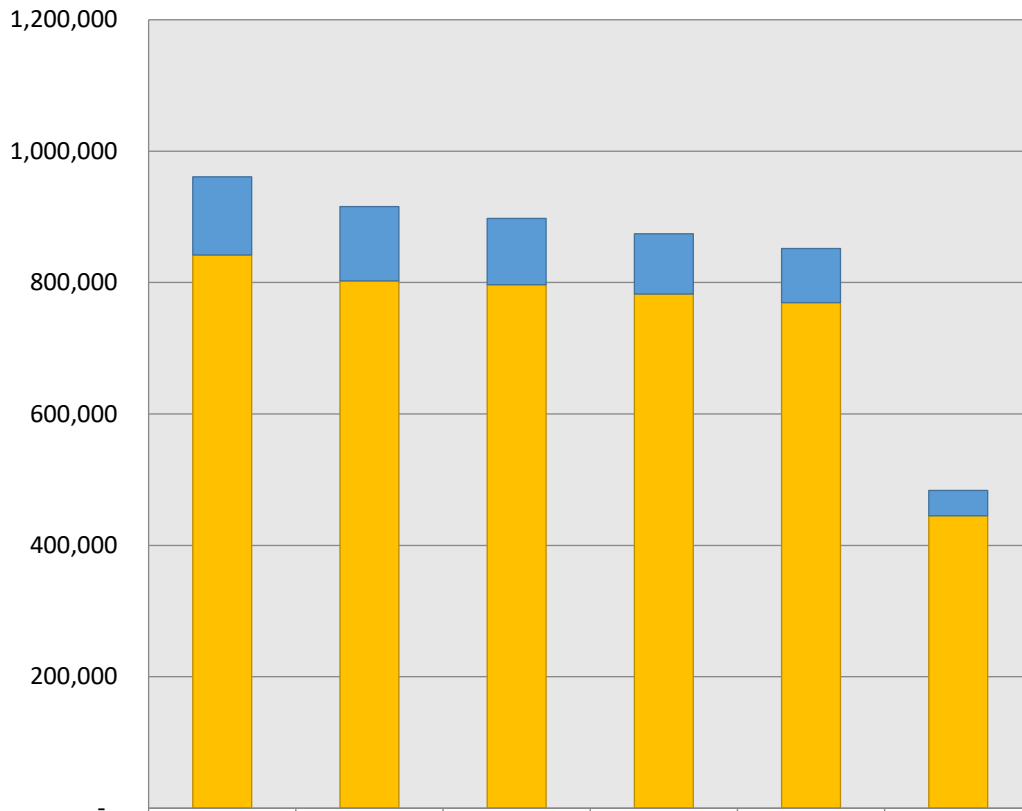
7	8	9	10	11	19	YTD
72,682	28,238	26,074	61,455	25,102	21,279	445,205
127,779	47,799	57,504	97,371	42,131	32,349	769,437
135,524	41,876	60,135	89,171	43,456	35,743	782,129
-62,842	-13,638	-34,061	-27,716	-18,354	-14,464	-336,924
-46.37%	-32.57%	-56.64%	-31.08%	-42.24%	-40.47%	-43.08%



2020 Paratransit Ridership

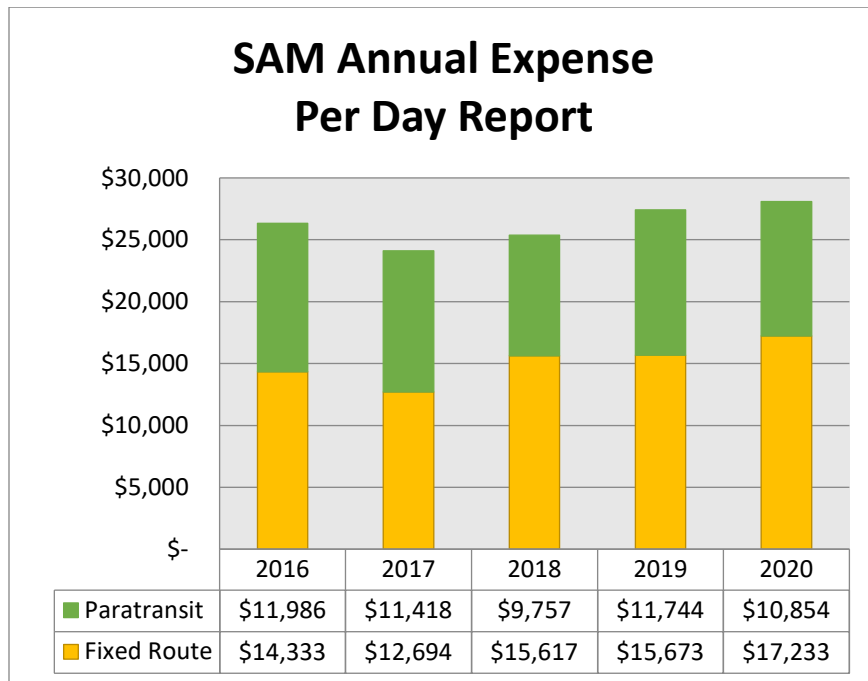
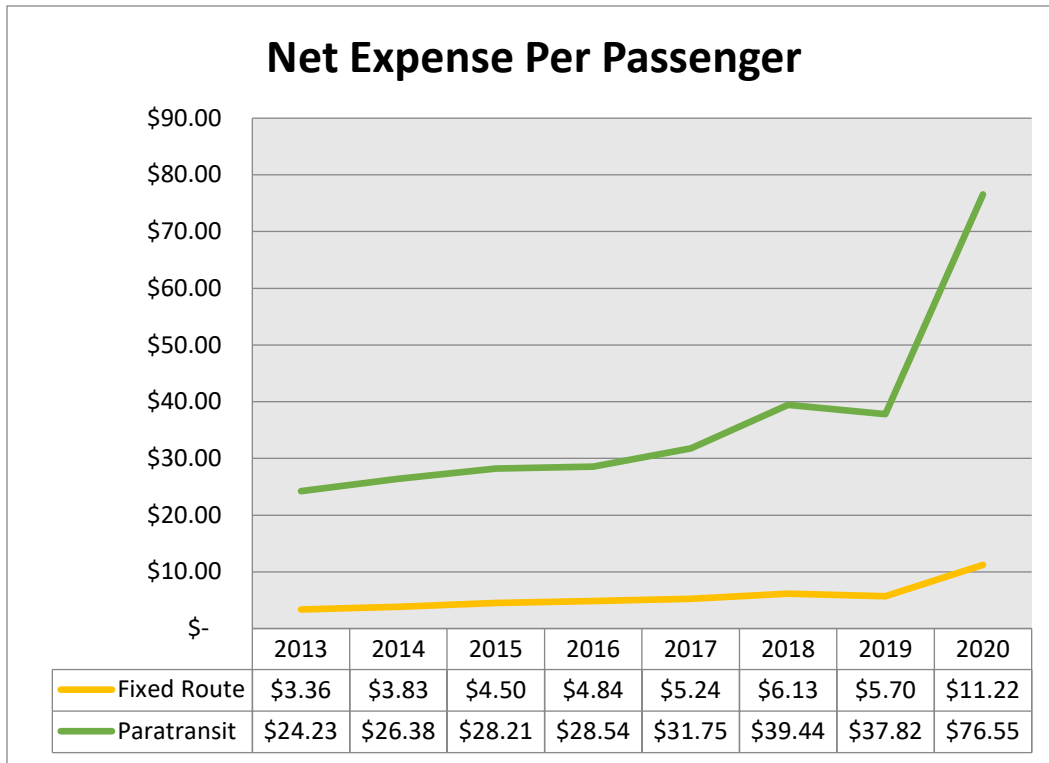


SAM Annual Ridership By Service Report



	2015	2016	2017	2018	2019	2020
Paratransit	118,778	113,192	101,046	91,407	82,636	38,288
Fixed Route	842,352	802,572	796,663	782,719	769,437	445,205

Sioux Area Metro Expense Trends

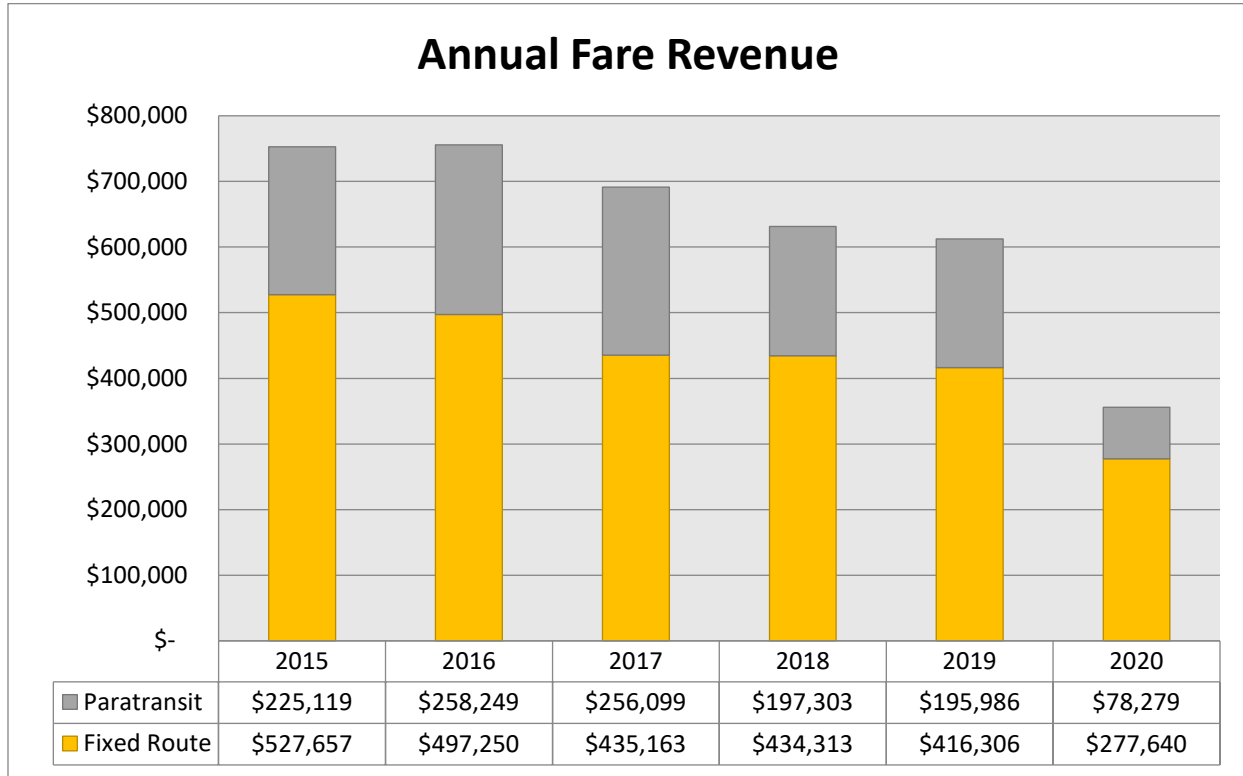


Sioux Area Metro Budget 2019 and 2020

Revenue	2019 Actuals	2020 Actuals	% of YTD Budget Collected
Fixed Route	\$ 413,225	\$ 277,640	61.02%
Paratransit	\$ 195,711	\$ 78,279	40.14%
Medicaid - Paratransit	\$ 32,060	\$ 32,277	107.59%
Advertising	\$ 64,754	\$ 57,910	50.35%
Other Income	\$ 13,391	\$ 6,540	21.77%
Total System Revenue	\$ 719,141	\$ 452,646	96.59%
Expenses	2019 Actuals	2020 Actuals	% of YTD Budget Expended
Fixed Route Operations	\$ 3,082,413	\$ 3,071,522	91.89%
Fixed Route Office	\$ 510,156	\$ 536,062	102.16%
Paratransit Operations	\$ 2,098,049	\$ 1,790,064	82.14%
Paratransit Office	\$ 522,651	\$ 525,038	89.28%
Overhead - Vehicle Maintenance	\$ 697,755	\$ 716,108	99.77%
Overhead - Non-Vehicle Maintenance	\$ 505,993	\$ 614,287	120.26%
Overhead - Administration	\$ 889,277	\$ 1,039,579	106.31%
Total System Expenses			95.46%

Budgetary Conclusion: At the end of December 2020, YTD total revenue was \$154,084 under budget and expenses were \$543,150 under budget.

Sioux Area Metro Farebox Trends



Farebox Recovery		
	Fixed-Route	Paratransit
2014	13.53%	6.89%
2015	11.75%	6.60%
2016	11.34%	7.39%
2017	10.39%	7.63%
2018	9.03%	5.47%
2019	8.53%	5.89%
2020	5.27%	2.60%

Service Quality Indicators

Fixed Route Quality Service Indicators

	2020	2019	2018	2017	2016	2015
Preventive Maintenance On-Time	100%	100%	100%	100%	100%	100%
Complaints	16	19	17	42	46	39
Reportable Accidents	8	4	5	4	1	4
On-Time Performance	99%	98%	98%	97%	97%	97%

Paratransit Quality Service Indicators

	2020	2019	2018	2017	2016	2015
Preventive Maintenance On-Time	100%	100%	100%	97%	100%	100%
Complaints	8	8	10	14	31	29
Reportable Accidents	5	3	2	2	2	5
On-Time Performance	100%	99%	98%	98%	98%	97%