



## **Minutes**

City of Sioux Falls Solid Waste Planning Board  
City Center Room 110, 231 N. Dakota Ave., Sioux Falls, SD  
Monday, June 30, 2025, 5:00 pm

### **Roll call and determination of quorum.**

A regular meeting of the Solid Waste Planning Board was called to order at 5:00 by Joshua Peterson, Environmental Services Manager. A quorum was present.

#### Members Present:

Joshua Peterson, Environmental Services Manager City  
of Sioux Falls  
Kelly Jacobsma, Citizen Representative  
Don Kuper, SFRSL Superintendent (Virtual)  
Toby Brown, Lincoln County Representative  
Shannon Dwire, Recycling Industry Representative  
Jarrod Otta, Business Representative  
Cindy Neuroth, Solid Waste Industry Representative  
Scott Anderson, Minnehaha County Planning (Virtual)  
Deirdre Appel, Citizen Representative

#### Members Absent:

Carrie Schiernbeck, Lake County Representative  
Mick Miller, Turner County Representative  
Daren Korkow, McCook County Representative

#### Others present:

Amanda Engel, City of Sioux Falls Attorney's Office; Troy Lambert, City of Sioux Falls Public Works; Allie Hartzler, City of Sioux Falls Communications; Timothy Edman, Citizen (Virtual); Marissa Begley, Millenium Recycling; Pam Cole, Bread Break; Luke Rodig, Burns & McDonnell; Jesse Dewitt, A-OK Sanitary Service; Dan Neuroth, D&C Sanitary Service; Abram & Brenda Hotz, Citizens.

### **Approval of Agenda**

A motion was made by Shannon Dwire and seconded by Jarrod Otta to approve the agenda as presented.

Vote to approve: Yeses, Peterson, Kuper, Brown, Jacobsma, Dwire, Otta, Neuroth, Anderson, Appel 9. Noes, 0. Abstains, 0. **Motion passed.**

### **Approval of minutes of last meeting**

A motion was made by Jarrod Otta and seconded by Kelly Jacobsma to approve the minutes as presented.

Vote to approve: Yeses, Peterson, Kuper, Brown, Jacobsma, Dwire, Otta, Neuroth, Anderson, Appel 9. Noes, 0. Abstains, 0. **Motion passed.**

## **Introduction**

1. Josh explained how the meeting will be conducted.

## **Unfinished Business**

2. No Unfinished Business

## **Reports**

1. Landfill – Don Kuper
  - See Attachment for the Landfill Report
    - Dan Neuroth requested that haulers get a copy of inspection reports.
    - Detours for turn lane construction were discussed.
2. Environmental – Joshua Peterson
  - See Attachment for the Environmental Report
3. Recycling Industry – Shannon Dwire
  - Markets steady
  - Materials down
  - Education is strong with BinFluencer school programming and App
4. Solid Waste Industry – Cindy Neuroth
  - No Report
5. Citizen Representative – Kelly Jacobsma/ Deirdre Appel
  - No Report
6. Counties – Lake, Lincoln, McCook, Minnehaha, Turner Representatives
  - Lincoln County – Toby Brown
    - No Report
  - Minnehaha County – Scott Anderson
    - Tree Grinding Permit on 72<sup>nd</sup> Street – Monday, July 28<sup>th</sup> Planning Commission Meeting

## **Board Member Items**

1. Food Waste Diversion Study Update – Luke Rodig, Burns & McDonnell
  - a. Luke provided a presentation on food waste diversion study.
  - b. Presentation attached.
  - c. Next Steps
    - i. Private vs. Public
    - ii. Meet with private stakeholders
    - iii. Pilot study?
  - d. Public Input
    - i. Is study available to the public?
      1. Study will be made available once finalized.

- ii. What is the value of compost?
      - 1. Currently provided to the public free of cost.
      - 2. Potential market of \$20-\$30/cubic yard for commercial compost facilities.
    - iii. Why separate food waste from yard waste?
      - 1. Manage mix/recipe of final compost product
      - 2. Contamination
    - iv. Has the City reached out to commercial composting companies hauling local retailers (Walmart)?
      - 1. No contact has been made
      - 2. Will do further research
  - e. Board Input
    - i. Jarred provided insight on how food waste is handled in other communities/operations around the US and world
    - ii. Shannon wants to make sure diversion is not going to take products away from local nonprofits for beneficial reuse
- 2. Single-Stream Targeted Social Media Campaign Update – Allie Hartzler, City of Sioux Falls Communications
  - a. Allie provided report on campaign
    - i. Objective: Increase awareness of the proper items to put in recycling
    - ii. Budget: \$50,000
    - iii. Dates: April – July 2025
    - iv. Landing page: <https://www.sioxfalls.gov/resident-services/landfill-and-recycling/recycling>
    - v. Tactics: Digital ads (Facebook, Instagram, Google display, Google search)
  - b. Highlights (April – May)
    - i. Increased engagement from residents
    - ii. 2,694 visits to the website, an increase of 270% compared to the previous time.
    - iii. 296 downloads of the recycling guide
    - iv. Increase of calls and social media comments to learn more
  - c. Themes from resident social media comments:
    - i. Confusion on what can be recycled or what recycling practices are.
    - ii. Questions on who or how recycling ordinances are enforced.
    - iii. Concern around the impact of recycling or lack or availability of receptacles
    - iv. City increasing enforcement on recycling service/availability
- 3. Bread Break Presentation – Pam Cole, Bread Break
  - a. 40 community partners that provide food to local organizations
  - b. Diverted 5.6 million lbs. of food waste over the last 14 years.
  - c. 300,00 lbs. diverted in 2024
  - d. Goal of one million lbs./year
  - e. Food Rescue US App

## **New Business**

- 1. No New Business

**Public Input**

1. No Public Input

**Adjournment**

A motion was made by Shannon Dwire and seconded by Cindy Neuroth to adjourn the meeting. **Motion passed.**

# Solid Waste Planning Board Meeting

*June 30, 2025*



CITY OF  
SIOUX FALLS

# Landfill Update

## MSW tonnage

- Q1 = 53,800 Ton (13.7% decrease from Q4)

## C&D tonnage

- Q1 = 14,611 Ton (26.2% decrease from Q4)

# Landfill Update

## Material Diverted at Landfill in 2024

- **Tires = 228 Ton**
  - Liberty Tire
- **Yard Waste = 111 Ton**
  - Composting
- **Wood Waste = 549 Ton**
  - Biomass
  - Wet Weather
- **Scrap Metal = 272 Ton**
  - TJN Enterprises
- **Mattresses = 3,227 Each**
  - Revolution Recycling

# Landfill Update

## 2025 Projects

- **SCADA Controls**
- **Landfill Turn Lane**
- **Leachate/LFG Enhancements**
- **Old Scale House Site Concrete Paving**

## Credit Card Fees

- **Fees will start to be assessed on all credit card transactions starting on January 1, 2026.**



# Landfill Update

## Truck and Load Inspections

Manage Inspection

Search

Business License Number

NEW INSPECTION

Details

Location

Additional Info

Inspectors (1)

Previous Inspections

Checklist

Contacts (1)

Fees

Files (1)

Print Documents

Internal Notes

Communication

History

CHECKLIST (10)

<input type="checkbox"/>	Order ↑	Name / Description	Comments
<input type="checkbox"/>	1	Cardboard Landfill Load Inspection	
<input type="checkbox"/>	1	Electronics Landfill Load Inspection	
<input type="checkbox"/>	1	General Comments	
<input type="checkbox"/>	1	Tires Landfill Load Inspection	
<input type="checkbox"/>	1	Paper Landfill Load Inspection	
<input type="checkbox"/>	1	HHW Landfill Load Inspection	
<input type="checkbox"/>	1	Plastic bottles, tubs, jugs Landfill Load Inspection	
<input type="checkbox"/>	1	Aluminum/tin cans Landfill Load Inspection	
<input type="checkbox"/>	1	Mattress Landfill Load Inspection	
<input type="checkbox"/>	1	Yard Waste Landfill Load Inspection	



# Landfill Update

## Truck and Load Inspections

Manage Inspection

Search

🔍

🔔

👤

⌵

D

Business License Number

📅

👤

⌵

NEW INSPECTION

Details

Location

Additional Info

Inspectors (1)

Previous Inspections

Checklist

Contacts (1)

Fees

Files

Print Documents

Internal Notes

Communication

History

CHECKLIST (11)

Order

↑

Name / Description

Comments

Pass

Fail

N/A

1

10 and 20 Number Legible

Landfill Truck Inspection

1

Turn Signals

Landfill Truck Inspection

1

Visible Leaks

Landfill Truck Inspection

1

Adequate Tarp

Landfill Truck Inspection

1

Head Lights

Landfill Truck Inspection

1

Box attachments to frame secure

Landfill Truck Inspection

1

Brake Lights

Landfill Truck Inspection

1

Identifying Name on Truck and or Box

Landfill Truck Inspection

1

Tire Tread

Landfill Truck Inspection

1

Fire extinguisher


Landfill Truck Inspection

1

Driver wearing Safety/High Visibility Clothing

Landfill Truck Inspection

+

CITY OF  
SIOUX FALLS

6

# Environmental Report - Recycling

- **2025 Recycling Goal: 18.1%**
- **Recycling rate through May: 16.6%**

Van Dyke Sanitation Inc.	26.1%
Waste Management Inc.	24.7%
Sweeney Sanitation	22.0%
D & C Solid Waste Services Inc.	21.1%
Dakota Disposal Inc.	20.1%
Marv's of Brandon	19.3%
Sandman's Sanitary Service LLC	18.1%
Bud's Cleanup Service	17.9%
ACE Garbage Service	17.5%
A-OK Sanitary Service	17.1%
Cressman Sanitation Inc.	15.7%
Novak Sanitary Service	15.0%
Addy Disposal	14.6%
RBS	13.7%
Garbage-N-More LLC	12.1%
Roo's Sanitation	5.1%

# Environmental Report - HHWF

Year	HHW Reused	TOTAL HHW Diverted	E-waste Recycled	Facility Visits
2025 (Thru May)	43,533	269,058	329,033	11,232
2024	97,148	599,937	892,248	28,908
2023	112,350	540,072	832,811	26,515
2022	99,719	538,364	843,246	25,689
2021	135,311	735,910	946,548	27,772
2020	100,470	714,311	1,047,937	29,150

# Environmental Report

- New Sustainability Coordinator
  - Accepted position earlier this month
  - Tentative start date is July 28<sup>th</sup>.



A close-up photograph of a large pile of food waste, including vegetable scraps, orange peels, and lettuce leaves. The image is overlaid with a semi-transparent blue filter. The title text is centered in the upper half of the image.

# **SIoux FALLS FOOD WASTE DIVERSION STUDY**

June 2025

# Sioux Falls Food Waste Diversion Study

**Goal: Assess feasibility of diverting food waste from landfill**

Feedstock Evaluation

Food Waste Diversion Options

- Residential
- Commercial

Food Waste Processing Options

- Baseline: Continue current practices with landfill gas recovery
- Composting: Turn food waste into soil products
- Anaerobic Digestion: Convert food waste into renewable energy



# Sioux Falls Food Waste Diversion Study

## Feedstock Evaluation

### Commercial Capture Rate Projections

- 10% in 2025 via Curbside
- 35% in 2035

### Residential Capture Rate Projections

- 20% in 2025 via Curbside and Dropoff
- 50% in 2035

Feedstock Type	Available Annual Total (2023)	Projected Tons Capture (2025)	Projected Tons Capture (2035)
Commercial Food Waste (Curbside)	8,397	840	4,047
Residential Food Waste (All)	19,274	3,855	13,270
<b>Total Food Waste:</b>	<b>27,671</b>	<b>4,695</b>	<b>17,317</b>
Yard Waste	12,091	12,091	13,802



# Sioux Falls Food Waste Diversion Study

## Food Waste Diversion & Collection

- ▶ Stakeholder Engagement
  - Hauler questionnaires and interest
  - ICI questionnaires and interest
- ▶ Collection considerations
  - Subscription-based Curbside Food Collection
  - Food waste drop-off collection sites
  - Cost considerations and participation incentives



Example Food Waste Drop-off Collection Site




# Sioux Falls Food Waste Diversion Study

## Food Waste Diversion Processing

- ▶ Organics composting facility tours
  - SET Facility
  - SMSC Organics Recycling Facility
  - Site visit key takeaways
- ▶ Alternatives evaluated
  - Baseline (existing operations)
  - Alt 1: Expanded Composting Operations
  - Alt 2: Anaerobic Digestion



# Sioux Falls Food Waste Diversion Study

Evaluation Category	Baseline	Alternative 1: Expanded Composting under Scenario 2	Alternative 2: Anaerobic Digestion
Air Emissions (1 year)	1,694 MtCO <sub>2</sub> e	(714) MtCO <sub>2</sub> e	(805) MtCO <sub>2</sub> e
Environmental Impact	<ul style="list-style-type: none"> <li>✓ Renewable energy from landfill gas</li> <li>✗ Emissions, leachate, and long-term liabilities</li> </ul>	<ul style="list-style-type: none"> <li>✓ Creates nutrient-rich compost</li> <li>✓ Reduces GHG emissions and leachate</li> <li>✗ Potential for odor if mismanaged</li> </ul>	<ul style="list-style-type: none"> <li>✓ Significant GHG reduction</li> <li>✓ Produces renewable biogas</li> <li>✗ Energy-intensive and digestate management required</li> </ul>
Landfill Airspace	No change; airspace until 2072	Airspace savings of approximately one year to three years over the life of the landfill.	Airspace savings of approximately one year to three years over the life of the landfill.
Capital Costs	No change	\$ 1,560,000	\$13,270,000
Operational Costs	No change	\$100,000 (additional costs if finished product is bagged)	\$390,000
Net Revenue Annual	No change	Range of -\$92,500 to +\$100,000 (loss in tipping revenue compared to potential offset of selling compost)	-\$240,000 (if diverting 4,695 tons) +\$537,000 (if diverting 17,317 tons)
Sustainability	 Least preferred per EPA Food Waste Recovery Hierarchy	 Preferred over landfilling per EPA hierarchy	 Ranked higher than composting in EPA hierarchy (industrial recovery)



# Sioux Falls Food Waste Diversion Study

## Potential Next Steps

- ▶ Coordination with private food waste diversion stakeholders
- ▶ Potential Pilot Study
- ▶ Other Steps/Discussion



## OUR *Mission*

Bread Break partners with businesses to collect unused, otherwise discarded surplus and prepared food then distributes it to agencies that feed people in need.



### *Contact us*

**Pam Cole, Executive Director**  
breadbreaksf@gmail.com • 605-215-1753

**Doug Dreke, Program Coordinator**  
d\_doug\_50@hotmail.com • 605-261-5396

[www.breadbreak.org](http://www.breadbreak.org)



*Food Recovery*  
**FOR OUR COMMUNITY**

## WHY WE DO *What we do*

We can all agree that food should not end up in the landfill. It is meant to nourish people in body, mind, and spirit. It brings us together.

It is shocking that over 35% of usable food ends up in American landfills, which is nearly 2% of our country's GDP (\$530+ billion dollars). Food waste accounts for the largest percentage of solid waste (14%) in the Sioux Falls area landfill. The consumable portion of this food waste is easily over 10,000,000 pounds per year. We must do better.

Bread Break "moves food" by transporting it from providing to receiving partners. This is win-win-win as we reduce the amount of food ending up in landfills, provide food to agencies that distribute food to people in need, and benefit businesses with robust tax incentives.

**We believe in what we do,  
and ask you to join us.**



## WHERE *We came from*

In 2011, through the visionary leadership of Mike and Jean Bauman, Bread Break picked up their first food donation. For ten years, Bread Break remained a volunteer-led program. They raised awareness, raised funds, and created a legacy of food recovery in Sioux Falls.

In 2021, this group of devoted volunteers applied for and received 501(c)3 federal nonprofit status. They formed the first Bread Break board, and hired a part time program coordinator. This step forward laid the foundation for food recovery expansion.

## BECOME A VOLUNTEER!

You can help Bread Break personally recover more food in the Sioux Falls area as a volunteer driver, food sorter, admin, or cleaner. Every donation of time & energy makes a difference!

[www.breadbreak.org/volunteer](http://www.breadbreak.org/volunteer)

Like us on Facebook & LinkedIn:





WHERE  
*We are now*

Bread Break's dedicated volunteer drivers use our fleet of four vans or their own vehicles to pick up daily overages of prepared and fresh food donated by our 40+ providing partners. They deliver this perfectly good food to our 30+ receiving partners such as local food banks serving people in need. We work in cooperation with other organizations such as Feeding South Dakota and Midwest Food Bank.

As the need for food recovery continues to grow, Bread Break's leadership developed a Strategic Plan in 2024 to set the stage for sustainable growth. In addition to a part-time program coordination, they added the role of a full-time executive director. This has provided more structure through operational streamlining, community advocacy, and partnership building.



*Our impact*

60+ | |   
60+ food recovery routes 7 days a week

2.5M | | 10yr  
2.75M pounds of food rescued the first 10 years

300k | |   
300,000 pounds of food saved from the landfill in 2024

\$4.2M | |   
\$4.2 million worth of food recovered since 2011

OUR PLAN  
*For strategic growth*

Bread Break is committed to doubling our efforts by recovering 600,000 pounds of usable food by the end of 2026. We have an ultimate goal of rescuing over one million pounds every year.

The Board of Directors guides our strategic process with the help of volunteers and staff. Every day we connect with more potential partners through outreach and networking. We are expanding our fresh produce and event meal recovery efforts.

At Bread Break, we are leading the food waste reduction and food recovery strategies in the Sioux Falls area. In the years to come, we plan to take our model to other parts of South Dakota.



(CUT AND MAIL TO ADDRESS BELOW)

*How you can help*

To grow our capacity in the Sioux Falls area, we will need more equipment and more people power. Bread Break has invested in database and food recovery software to expand our impact in the community, but this cost is ongoing.

We need your support as volunteers, sponsors, and financial donors. Our budget has doubled as our efforts have doubled.

We are committed to growing our mission in the Sioux Falls area and beyond, and cannot do this without your help.



*Yes!* I WANT TO HELP

FIRST NAME \_\_\_\_\_

LAST NAME \_\_\_\_\_

EMAIL \_\_\_\_\_

PHONE \_\_\_\_\_

ADDRESS \_\_\_\_\_

CITY \_\_\_\_\_ STATE \_\_\_\_\_ ZIP CODE \_\_\_\_\_

**Yes! I'd like to volunteer:**

☐ Driving ☐ Office/Admin ☐ Sorting/Packaging ☐ Cleaning

**Donation Amount:**

☐ \$25.00 ☐ \$100.00 ☐ \$500.00

☐ \$50.00 ☐ \$250.00 ☐ Other \_\_\_\_\_

☐ Make this is a recurring monthly donation

**Payment Information:**

☐ Debit Card ☐ Credit Card

Card number \_\_\_\_\_

☐ Visa ☐ MasterCard ☐ AmerExpress ☐ Discover

Exp ( MM / YY ) \_\_\_\_ / \_\_\_\_ Sec. code \_\_\_\_\_ (3-digits back of card)

☐ Savings ☐ Checking

Routing # \_\_\_\_\_

Account # \_\_\_\_\_

**Mail checks to BREAD BREAK:**

5001 E Madison St • Sioux Falls SD 57110

**EASY DONATE:**

[www.breadbreak.org/donate](http://www.breadbreak.org/donate)

OR use your phone camera  
to give RIGHT NOW by scanning  
this QR code:

